

ACMR SERIES

Air Cooled Packaged Chillers



R-410A
REFRIGERANT



Range 8 TR to 279 TR
(28 kW to 981 kW)



AHRI CERTIFIED
www.ahridirectory.org

Air-Cooled Water Chilling Packages
AHRI Standards 550/590 and 551/591



ISO 9001
Quality
Management
Systems
CERTIFIED

ISO 14001
Environmental
Management
CERTIFIED

ISO 45001
Occupational
Health and Safety
Management
CERTIFIED

Contents

Introduction.....	2	Selection Procedure	41
Legend.....	2	Electrical Data.....	49
Nomenclature.....	2	Power Entry Connection.....	52
General Features.....	3	Typical Wiring Diagram.....	53
Main Component Features	3	Dimensional Data.....	55
Microprocessor Control.....	4	Center Of Gravity.....	67
Optional Features	6	Loading Points.....	68
General Data.....	8	Sound Data.....	74
Capacity Ratings.....	12	Location And Space Requirements	75
IPLV Calculation.....	36	Water Piping Practices	78
Capacity Correction & Limits.....	38	Guide Specifications.....	81
Evaporator Water Pressure Drop.....	39		

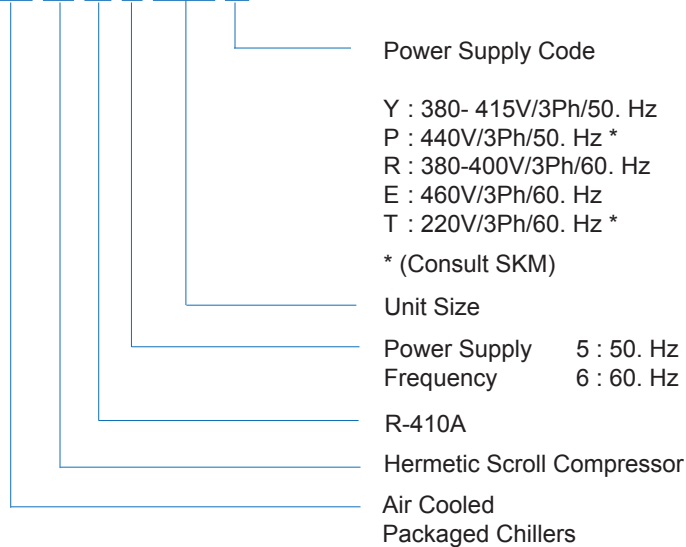
Legend

The following legends are used throughout this manual:

cfm..... Cubic feet per minute	L/s..... Liters per second
EER..... Energy Efficiency Ratio	Ph..... Phase
Hz..... Hertz	PI..... Power Input of Compressor
kW..... Kilowatts	ton _R Tons of Refrigeration
kg..... Kilogram	V..... Volts
lbs..... Pounds	

Nomenclature

AC M R 5 045 Y



SKM reserves the right to change, in part or in whole the specifications of its Air Conditioning Equipment at any time in order to add the latest technology. Therefore, the enclosed information may change without any prior notice.

Introduction

SKM **ACMR** Air-Cooled Package Chillers utilize Scroll Compressors and R410A refrigerant, designed to meet customer's demand for environment friendly chiller coupled with minimal noise and vibration all put together in a compact construction.

By design, **ACMR** Chillers are suitable for vast range of applications such as free standing retail outlets, shopping centers, villas, high rise buildings and cooling applications of modern manufacturing industries. Traditional to all SKM chillers, **ACMR** are designed and manufactured to provide the utmost performance, efficiency, reliability and to meet requirements of Gulf's severe climatic condition.

ACMR Chillers are assembled, leak tested, evacuated, internally wired and fully charged with R410A refrigerant. Every unit is fully tested and is ready for installation.

ACMR Chillers are designed and manufactured as per SKM Quality, Environment, Occupational, Health and Safety Management Systems that confirms with ISO 9001:2015, ISO 14001:2015, and OHSAS 18001:2007.

ACMR Chillers are "Certified in accordance with the AHRI Air-Cooled Water-Chilling Packages Certification Program, which is based on AHRI Standard 550/590 (I-P) and AHRI Standard 551/591 (SI). Certified units may be found in the AHRI Directory at www.ahridirectory.org"

ACMR Series Package Air Cooled Scroll Chiller are available in wide capacity range from 8TR - 279TR (28 kW to 981 kW).

SKM Air Conditioning L.L.C



You name it....We cool it



General Features

To meet the challenges of today's residential and commercial Air Conditioning, SKM **ACMR** Series features a more compact construction for lesser space requirement, lighter in weight to minimize structural load on buildings and with minimal sound & vibration ideal for noise sensitive environment.

ACMR Series have been developed to provide high full load EER that exceeds ASHRAE 90.1 requirements and to have reduced operating cost. A full function microprocessor control designed to keep the chiller running at the highest energy efficiency level and system protection.

ACMR Series are comprised of models with single compressor for small capacity units and multiple compressors system for higher capacity units. These multiple compressors system offer efficient capacity control, fewer start/stop, reduced starting load and part load capacity if one compressor fails.

Another advantage of **ACMR** is that it is designed as standard to operate at a wide range of ambient, from 32°F (0°C) to 125°F (52°C).

Models 5008~5020 & 6010~6022 recommended to use LAO option to operate at 32°F (0°C) to 125°F (52°C).

Main Component Features

Compressors

Compressors used in **ACMR** packaged unit series are hermetically sealed, compact scroll with the following features:

- High Efficiency.
- Quiet operation, Low Sound levels.
- Compact and light .
- Limited wear.
- 70% fewer moving parts than comparably sized reciprocating compressors.
- Unique ability to handle liquid refrigerant.
- Suction gas motor cooling.
- Suction screen.
- Centrifugal oil pumps with filter and magnet.
- Brazed fittings.

Condenser Coils

Condenser coils are manufacture from seamless Hi-X copper tubes mechanically bonded to aluminum fins to ensure optimum heat transfer. All condenser coils are leak and pressure tested at 715 psig (4930 kPa) and with maximum allowable working pressure of 650 psig (4482 kPa).

Condenser Fans

The condenser fans are propeller type, aluminum alloy blades, directly driven by Totally Enclosed Air Over (TEAO) and class "F" insulation motor. Complete fan assembly is provided with fan guard.

Evaporator

ACMR Evaporator from models 5008/6010 to 5045/6055 are direct expansion Brazed Plate Heat Exchangers (BPHE). Channel plates, refrigerant and water connections are constructed from stainless steel with pure copper as brazing material. Maximum working pressure of water side is 421 psig (2900 kPa) and for refrigerant side is 493 psig (3400 kPa).

For other **ACMR** models with larger capacity, the evaporators are direct expansion shell and tube. Header, tubesheet, shell, refrigerant and water connections are made of carbon steel. Maximum working pressure of water side is 145 psig (1000kPa) and for refrigerant side is 421 psig (2900kPa).

All Evaporators are insulated with 3/4 inch (19mm) thick flexible closed cell insulation, K factor 0.28 Btu. In/ft².h.°F (0.04W/m.°K).

Expansion Valve

ACMR series chillers use electronic expansion valve for precise control refrigerant mass flow on models 5024~5240 & 6028~6280. Our electronic expansion valve improves EER (Energy Efficiency Ratio) at full & part-load conditions. Also it improves temperature control & increases the range of operating conditions.

Models 5008 ~5020 & 6010~6022 use thermostatic expansion valves.

Casing/Structure Frame

The unit casing in **ACMR** Series is made of zinc coated galvanized steel sheets conforming to JIS-G 3302 and ASTM A653 which is phosphatized and baked after an electrostatic powder coat of approximately 60 microns. This finish and coating can pass a 1000 hour in 5% salt spray testing at 95°F (35°C) and 95% RH as per ASTM B117.

ACMR series are assembled on rigid structural steel skid channels painted with one coat galvanized primer and one coat black enamel.

Refrigerant Piping

The refrigeration circuit piping is fabricated from **ACMR** grade copper piping. Each refrigeration circuit includes filter drier, liquid line solenoid valve, thermostatic/electronic expansion valve, sight glass and shut off valve. Suction line is insulated with ½ inch (13mm) wall thickness closed cell pipe insulation.

Refrigerant R- 410A

Why 410A?

R-410A has a higher volumetric cooling capacity compared to R-22 and has better thermal exchange properties. This results in overall performance gains in terms of system efficiency. The greater density of the vapour in R-410A permits higher system velocities, reduces pressure drop losses and allows smaller diameter tubing to be used. In other words a smaller unit can be developed using a smaller displacement compressor, less coil and less refrigerant while maintaining system efficiencies comparable to current day R-22 equipment.

Benefits

- **No ozone depletion potential or phase-out date.**

Using chlorine-free R-410A with zero Ozone Depletion Potential (ODP) helps protect both the environment and your investment. That's because new equipment using R-410A faces no mandated phase-out date over a 20 to 30 year equipment life expectancy.

- **Reduced service costs.**

R-410A refrigerant has no significant "glide." If a leak occurs, only the lost refrigerant must be replaced.

Attention points

- Pressure level: 1.6 times of R-22.
- Lubricating oil: Ester Oil absorb moisture easily (Never mix with mineral oil).
- Tools exclusive for R-410A
- Never mix R-410A with other refrigerant
- Driers, valves and even copper tube must be approved for
- Never expose refrigerant cylinders to high temperatures that may reach the surface temperature to 60°C.

use with R-410A.

Control Panel

The unit mounted chiller control panel enclosure is fabricated out of heavy gauge sheet steel in phosphatized powder coated baked finish. The enclosure conforms to IP54 as per guidelines in IEC 529. A hinged access door and key-fastener is provided for easy access and security. The panel is factory wired in accordance with NEC 430 & 440, labeled, tagged and features 220V / 230V / 240V controls.

- All compressors are DOL start as standard.
- Individual compressor and condenser fan motor contactors.
- Thermal magnetic circuit breakers for compressors and condenser fan motors.
- Circuit breaker for control circuit.
- Microprocessor master board with display.
- Microprocessor expansion boards as required.
- Control Relays.
- Control circuit on/off switch.
- Voltage monitoring module for protection against under voltage, over voltage, phase loss, phase reversal and phase unbalance of the incoming voltage.
- Control terminal blocks and power terminal blocks/bus bars.

SKM Microprocessor Controller



Microprocessor control system is available for **ACMR** series chiller as a standard feature. Our high energy efficient chiller has a full function microprocessor control unit designed to keep the chiller running at its most energy efficient level. It is a rugged microprocessor based controller that is designed for the hostile environment of HVAC industry.

It provides flexibility with set points and control options that can be selected prior to commissioning a system or when the unit is live and functioning. Displays, alarms and other interfaces are accomplished in a clear and simple language that informs the user as to the status of the system. It is designed to safeguard the system that is being controlled, eliminate the need for manual intervention and to provide a simple but meaningful man-machine-interface.

This controller provides complete operational control for the chiller and has built-in auto diagnostic capability that can signal normal operation or alarm conditions as well as shutting down the chiller or system, if necessary.



The Main Features of the controller are as follows:

- An LCD Display with back-lit that can be seen in bright or dim lighting.
- A keypad that is so user friendly, it rarely requires a reference manual.
- Multiple authorization levels to provide tight security of the control system.
- Two operating schedules per each day of the week and 8 holidays per each year.
- The system provides 'last time' enabled & disabled, number of cycles, and total run hours.
- Automatic Lead/Lag changeover of the compressors.
- Capacity control based on leaving chilled water temperature. A special control zone based on leaving water temperature that reduces compressor cycling, and improves unit part load efficiency.

Display Information

SKM **ACMR** chillers offer a graphics LCD display which allows the operator to access different parameters of the chiller. Operator can view and change the set point of chiller parameters. The graphical display has lot of features, trending is one of the key features of graphical display, which shows last 25 samples with an appropriate scale to allow it to fit on the display.

The well designed keypad with function keys, direction keys and selection keys allows the operator to navigate through different Menu, such as:

- Unit operation status.
- Unit Outputs
- Unit Inputs
- Alarms
- Set point
- Service tools
- Lockout Reset
- Lockout Alarm
- Passwords
- Combined Graphs for diagnostics

System Control Philosophy

The unit may be enabled or disabled through the control circuit ON/OFF switch.

Control is based upon leaving chilled water temperature. How fast the temperature changes is calculated and capacity decisions are based upon the rate, the current temperature, and the control temperature zone. Capacity is never added if the system is moving toward the temperature target at an acceptable rate.

The unit will monitor all control functions and stage the compressor to maintain the required operating capacity.

Easy Accessible Measurements Include:

- Status of the chiller.
- Status of each circuit/compressor.
- Status of condenser fans.
- Leaving and Entering chilled water temperature.
- Suction pressure for each refrigerant circuit.
- Discharge pressure for each refrigerant circuit.
- All active set points.
- Run time for each compressor.
- Number of compressor starts.
- Lockout and alarm status.
- Status of water flow switch, compressor internal motor protector, ON/OFF.
- Log of last 100 alarms.
- Lead compressor identification.
- Date and time.
- Graphs of all inputs and outputs.

System Protection

The following system protection controls will automatically act to insure system reliability and protection of the unit.

- Low suction pressure protection.
- High discharge pressure protection.
- Low discharge pressure protection.
- Compressor internal thermal protection.
- Freeze protection.
- Chilled water flow loss protection.
- Sensor error protection.
- Anti-recycle.
- Time delay between stages.
- 4-Levels of passwords to restrict the intentional mishandling.

Optional Features available for the Micro Controller

PC Support Software

PC software to communicate with **ACMR** microprocessor is available as an optional feature. Software is named **MCS-Connect** and it can provide both local and remote communications to the chiller microprocessor. This program allows viewing the entire status of chiller, inputs, outputs, set points, alarms combined graphs, etc.

Through proper authorization, changes can be made to the system. Configuration files can be transmitted to or received from the unit. Communication between PC and chiller microprocessor can be made through RS-485 serial port or Ethernet port.

If there is more than one chiller, these chillers can be connected together via Rs-485 network which can support up to 20 chillers. Access to this network can be local, via RS-485 or Ethernet connection, or remote via 14.4K Baud modem. Each chiller in the network must be assigned to a unique address. This address can be changed from the LCD/keypad of the unit or through **MCS-Connect** software. RS-485 transmission should not exceed 1 mile without repeated in length and RS-485 transmission should not exceed 1 mile without repeater. For Ethernet communication, it is necessary to use a crossover cable when connected directly to a PC.

This software can run with Windows 2000 or newer version.

Factory Installed Options

Alternative Condenser Material

Made of copper tubes and alternative fin material and/or protective coats.

- Condenser coil with Pre Coated Aluminum fins, specify **(FAP)**.
- Condenser coil with Aries Coated Aluminum fins, specify **(FAA)**.
- Condenser coil with Copper fins, specify **(FC)**.
- Condenser coil with Aries Coated copper fins, specify **(FCA)**.

Microchannel Condenser Coils **(MCHE)**

Optional Micro Channel Condenser coil for improved galvanic corrosion resistant due to single material and reduced unit weight refrigerant charge.

For models 5008~5045 & 6010~6055 (consult SKM)

Microchannel Condenser Coils with Aries Coating **(MCHEA)**

For models 5008~5045 & 6010~6055 (consult SKM)

Galvanized Frame **(GFB)**

Hot dip galvanized steel frame and base.

Evaporator Casing **(ECA/ECG/ECS)**

Evaporator enclosed in a casing of Aluminium /Galvanized Steel / Stainless Steel, and injected with polyurethane foam. 1.5" (38mm) insulation thickness.

Condenser Coil Guard **(CGP)**

Galvanized wire mesh guard with painted finish for condenser coils. Recommended on ground level installations where coil needs to be protected against vandalism.

Pressure Relief Valve **(PRV)**

To protect the chiller from hi-pressure in the event of failure of primary high pressure safety mechanisms.

Marine Paint **(MP)**

Marine Painting on casing and steel structure, to improve corrosion resistance in coastal environments and off-shore locations. (consult SKM)

ASME Stamped Evaporator **(ASE)**

BPHE and Shell & Tube evaporator with ASME stamp.

Pressure Gauges **(SDG1)**

Suction & discharge pressure indication of each refrigerant circuit. Gauges are mounted outside the Control Panel

Extra Ball Valve **(XFV)**

Extra Ball valve in liquid line to fully isolate the filter drier.

Rotalock Valves on Compressors **(RVC)**

For additional facilitation of maintenance of units

Electronic Expansion Valve **(EEV)**

To provide energy saving benefits over mechanical thermostatic expansion valve. (For models with TXV)

Ammeter & Phase Selector switch **(AMPC)**

To indicate running AMPS of each compressor.

Ammeter & Phase Selector switch **(AMPI)**

To indicate running AMPS on main incomer of a chiller.

BMS Interface thru protocol **(BMSP)**

For interacting the units with major BMS protocols such as BACNet, Modbus or LON. Extra hardware may be required depending on the protocol.



BMS interface volt free contacts (BMVF)

BMS interface volt free contacts for Run status, Common fault status, Auto mode status and provision for Remote On/Off. For additional requirements, (consult SKM)

Voltage Monitoring Module as per DEWA (DVM)

Under voltage relay with Time delay relay, as per DEWA specification. This option is available for Dubai, UAE only.

Evaporator Freeze Up Protection (EFP)

Heating cable with thermostat to prevent Evaporator Freeze-up where low ambient below 32°F (0°C) are anticipated with/out chiller operation.

IP55 Control Panel Enclosure (ICP)

Control Panel for special applications to meet IP55 requirements.

Main Isolator (without door interlock) (ISO)

For main power isolation.

Low Ambient Operation Kit (LAO)

Low Ambient Operation kit down to 32°F (0°C) Ambient Temperature For Models 5008~5020 & 6010~6022 recommended to use LAO option to operate at 32°F (0°C) to 125°F (52°C).

Soft Starter (SFS)

To reduce the starting current of compressors using reduced voltage starting method. Compressors will be started using electronic solid state soft starters that will ramp up the speed of the compressors to rated speed within few seconds thus reducing the mechanical & electrical stresses .

Voltmeter & Selector Switch (VSS)

To monitor incoming line voltage

Compressor & Evaporator Guard (CEG)

Powder coated galvanized welded mesh guard to protect Compressor, Evaporator & other piping accessories.

Touch Screen Interface Monitor (TSIM)

Optional touchscreen interface designed to provide user with both graphics and service mode access.

Hydronic module - Duty + Standby High Pressure pump package (HMHP2)

For Models 5008~5180 with 380-415V/3Ph/50Hz.

Options For Field Installation

Chilled Water Flow Switch (CWFS)

To control the chilled water flow.

Anti-vibration mounts, spring type

Recommended for roof mounted units or other locations in the vicinity of occupied spaces, where noise/vibration may be objectionable. Can be supplied loose for site installation.

- Anti-vibration mounts for Condenser coil with Aluminum fins (CAVM).
- Anti-vibration mounts for Condenser coil with Copper fins (FCVM).
- Anti-vibration mounts for Micro channel Condenser coil (MCHEVM).

Hi-Lo Pressure Gauges-Loose (CSDG1)

Without piping or isolating pet cocks..

Victaulic Coupling Kit (VCK)

Coupling kit with flexible joints for Evaporator Water Connection.

GENERAL DATA - 50. Hz

Model	-	ACMR5008	ACMR5012	ACMR5016	ACMR5020	ACMR5024	ACMR5030	ACMR5040
Compressor	-	Hermetic Scroll Compressor						
Quantity	#	1	1	1	1	2	2	4
Oil Charge (3MAF POE Oil) Ckt (A / B / C / D)	US Gal Litre	0.9 / - / - / - 3.4 / - / - / -	0.9 / - / - / - 3.4 / - / - / -	1.2 / - / - / - 4.5 / - / - / -	1.2 / - / - / - 4.5 / - / - / -	0.9 / 0.9 / - / - 3.4 / 3.4 / - / -	1.2 / 1.2 / - / - 4.5 / 4.5 / - / -	1.8 / 1.8 / - / - 6.8 / 6.8 / - / -
Condenser Coil	-	Air Cooled 2, 3 & 4 rows, 14fpi (1.8mm) fin spacing, copper tubes Aluminum fins						
Face Area	ft ² m ²	16.7 1.6	29.3 27	29.3 27	29.3 27	40.0 3.7	53.3 5.0	64.0 5.9
Condenser Fan	-	Propeller Direct Drive						
Fan size x Quantity	Code x #	630 x 2	710 x 2	710 x 2	710 x 2	710 x 3	800 x 3	800 x 4
Fan Motor	-	Totally enclosed air over, Class F insulation, 6 pole						
Air Flow Rate	cfm l/s	9,312 4,395	14,896 7,030	14,136 6,671	13,428 6,337	20,610 9,727	30,783 14,528	39,684 18,729
Evaporator	-	Direct Expansion Brazed Plate Heat Exchangers						
Quantity	#	1	1	1	1	1	1	1
Water Volume	US Gal Litre	0.5 2.0	0.8 3.1	1.1 4.0	1.4 5.3	1.8 6.8	1.8 6.8	2.5 9.3
Water Connection	Inch mm	1 1/4" MPT [32]	1 1/4" MPT [32]	1 1/4" MPT [32]	1 1/2" MPT [38]	3" MPT [75]	3" MPT [75]	3" MPT [75]
Refrigerant Circuits	#	1	1	1	1	2	2	2
Refrigerant Charge (A / B / C / D) Fin and Tube	Lbs Kg	13.0 / - / - / - 5.9 / - / - / -	20.9 / - / - / - 9.5 / - / - / -	29.8 / - / - / - 13.5 / - / - / -	38.7 / - / - / - 17.6 / - / - / -	21.6 / 21.6 / - / - 9.8 / 9.8 / - / -	28.5 / 28.5 / - / - 12.9 / 12.9 / - / -	39.0 / 39.0 / - / - 17.7 / 17.7 / - / -
Operating Weight	-							
Aluminium Fins (Standard)	Lbs Kg	1143 518	1241 563	1584 718	1714 777	2137 969	2698 1224	3252 1475
Copper Fins (FC Option)	Lbs Kg	1198 543	1338 607	1728 784	1904 863	2333 1058	2960 1342	3563 1616

Model	-	ACMR5090	ACMR5095	ACMR5110	ACMR5120	ACMR5130	ACMR5140	ACMR5155
Compressor	-	Hermetic Scroll Compressor						
Quantity	#	3	4	4	4	6	6	6
Oil Charge (3MAF POE Oil) Ckt (A / B / C / D)	US Gal Litre	1.7 / 1.7 / 1.7 / - 6.3 / 6.3 / 6.3 / -	3.3 / 3.3 / - / - 12.6 / 12.6 / - / -	3.3 / 3.3 / - / - 12.6 / 12.6 / - / -	3.3 / 3.3 / - / - 12.6 / 12.6 / - / -	3.3 / 3.3 / 2.4 / - 12.6 / 12.6 / 9.0 / -	3.3 / 3.3 / 3.3 / - 12.6 / 12.6 / 12.6 / -	3.3 / 3.3 / 3.3 / - 12.6 / 12.6 / 12.6 / -
Condenser Coil	-	Air Cooled 3 rows, 16fpi (1.6mm) fin spacing, copper tubes Aluminum fins						
Face Area	ft ² m ²	136.5 12.7	182.0 16.9	182.0 16.9	182.0 16.9	273.0 25.4	273.0 25.4	273.0 25.4
Condenser Fan	-	Propeller Direct Drive						
Fan size x Quantity	Code x #	800 x 6	800 x 8	800 x 8	800 x 8	800 x 12	800 x 12	800 x 12
Fan Motor	-	Totally enclosed air over, Class F insulation, 6 pole						
Air Flow Rate	cfm l/s	64,722 30,545	86,296 40,727	86,296 40,727	86,296 40,727	129,444 61,091	129,444 61,091	129,444 61,091
Evaporator	-	Direct Expansion Shell and Tube						
Quantity	#	1	1	1	1	1	1	1
Water Volume	US Gal Litre	21.1 79.9	25.6 97.0	25.6 97.0	27.7 105.0	26.9 101.7	26.9 101.7	28.4 107.4
Water Connection	Inch mm	5" Victaulic [DN 125]	5" Victaulic [DN 125]	5" Victaulic [DN 125]	5" Victaulic [DN 125]	5" Victaulic [DN 125]	5" Victaulic [DN 125]	6" Victaulic [DN 150]
Refrigerant Circuits	#	3	2	2	2	3	3	3
Refrigerant Charge (A / B / C / D) Fin and Tube	Lbs Kg	56.7 / 56.7 / 56.7 / - 25.7 / 25.7 / 25.7 / -	110.2 / 110.2 / - / - 50.0 / 50.0 / - / -	110.2 / 110.2 / - / - 50.0 / 50.0 / - / -	111.5 / 111.5 / - / - 50.6 / 50.6 / - / -	109.0 / 109.0 / 104.5 / - 49.4 / 49.4 / 47.4 / -	109.0 / 109.0 / 109.0 / - 49.4 / 49.4 / 49.4 / -	111.1 / 111.1 / 111.1 / - 50.4 / 50.4 / 50.4 / -
Refrigerant Charge (A / B / C / D) Microchannel (MCHE Option)	Lbs Kg	30.7 / 30.7 / 30.7 / - 13.9 / 13.9 / 13.9 / -	58.2 / 58.2 / - / - 26.4 / 26.4 / - / -	58.2 / 58.2 / - / - 26.4 / 26.4 / - / -	59.5 / 59.5 / - / - 27.0 / 27.0 / - / -	57.0 / 57.0 / 52.5 / - 25.9 / 25.9 / 23.8 / -	57.0 / 57.0 / 57.0 / - 25.9 / 25.9 / 25.9 / -	59.1 / 59.1 / 59.1 / - 26.8 / 26.8 / 26.8 / -
Operating Weight	-							
Aluminium Fins (Standard)	Lbs Kg	6192 2808	8180 3710	8236 3735	8346 3785	11676 5295	11904 5399	12203 5534
Microchannel (MCHE Option)	Lbs Kg	5562 2522	7340 3329	7396 3354	7506 3404	10415 4723	10645 4828	10943 4963
Copper Fins (FC Option)	Lbs Kg	6955 3154	9197 4171	9252 4196	9363 4246	13201 5987	13430 6091	13730 6227

Table 1



GENERAL DATA - 50. Hz

Model	-	ACMR5045	ACMR5050	ACMR5055	ACMR5060	ACMR5070	ACMR5075	ACMR5085
Compressor	-	Hermetic Scroll Compressor						
Quantity	#	4	2	2	2	3	3	3
Oil Charge (3MAF POE Oil)	US Gal	1.8/1.8/-/-	1.7/1.7/-/-	1.7/1.7/-/-	1.7/1.7/-/-	1.7/1.7/1.7/-	1.7/1.7/1.7/-	1.7/1.7/1.7/-
Ckt (A / B / C / D)	Litre	6.8/6.8/-/-	6.3/6.3/-/-	6.3/6.3/-/-	6.3/6.3/-/-	6.3/6.3/6.3/-	6.3/6.3/6.3/-	6.3/6.3/6.3/-
Condenser Coil	-	Air Cooled 3 rows, 14fpi or 16fpi (1.8mm or 1.6mm) fin spacing, copper tubes Aluminum fins						
Face Area	ft ²	72.0	91.0	113.8	136.5	136.5	136.5	136.5
	m ²	6.7	8.5	10.6	12.7	12.7	12.7	12.7
Condenser Fan	-	Propeller Direct Drive						
Fan size x Quantity	Code x #	800 x 4	800 x 4	800 x 5	800 x 6	800 x 6	800 x 6	800 x 6
Fan Motor	-	Totally enclosed air over, Class F insulation, 6 pole						
Air Flow Rate	cfm	41,196	43,148	53,935	64,722	64,722	64,722	64,722
	l/s	19,442	20,364	25,454	30,545	30,545	30,545	30,545
Evaporator	-	Direct Expansion BPHE		Direct Expansion Shell and Tube				
Quantity	#	1	1	1	1	1	1	1
Water Volume	US Gal	2.9	11.1	11.1	15.1	17.5	17.5	17.5
	Litre	11.0	42.0	42.0	57.0	66.4	66.4	66.4
Water Connection	Inch	3" MPT	3" Victaulic	3" Victaulic	4" Victaulic	4" Victaulic	4" Victaulic	4" Victaulic
	mm	[75]	[DN 80]	[DN 80]	[DN 100]	[DN 100]	[DN 100]	[DN 100]
Refrigerant Circuits	#	2	2	2	2	3	3	3
Refrigerant Charge (A / B / C / D)	Lbs	42.9/42.9/-/-	52.2/52.2/-/-	72.7/52.2/-/-	75.8/75.8/-/-	54.1/54.1/54.1/-	54.1/54.1/54.1/-	54.1/54.1/54.1/-
Fin and Tube	Kg	19.5/19.5/-/-	23.7/23.7/-/-	33.0/23.7/-/-	34.4/34.4/-/-	24.5/24.5/24.5/-	24.5/24.5/24.5/-	24.5/24.5/24.5/-
Refrigerant Charge (A / B / C / D)	Lbs	-	26.2/26.2/-/-	33.7/26.2/-/-	36.8/36.8/-/-	28.1/28.1/28.1/-	28.1/28.1/28.1/-	28.1/28.1/28.1/-
Microchannel (MCHE Option)	Kg	-	11.9/11.9/-/-	15.3/11.9/-/-	16.7/16.7/-/-	12.7/12.7/12.7/-	12.7/12.7/12.7/-	12.7/12.7/12.7/-
Operating Weight	-							
Aluminium Fins (Standard)	Lbs	3375	4206	4922	5298	5962	5989	6017
	Kg	1531	1907	2232	2403	2704	2716	2729
Microchannel (MCHE Option)	Lbs	-	3786	4398	4669	5331	5360	5387
	Kg	-	1717	1995	2117	2418	2431	2443
Copper Fins (FC Option)	Lbs	3729	4716	5559	6061	6725	6753	6780
	Kg	1691	2139	2521	2749	3050	3063	3075

Model	-	ACMR5165	ACMR5180	ACMR5190	ACMR5205	ACMR5215	ACMR5230	ACMR5240
Compressor	-	Hermetic Scroll Compressor						
Quantity	#	6	6	8	8	8	8	8
Oil Charge (3MAF POE Oil)	US Gal	3.3/3.3/3.3/-	3.3/3.3/3.3/-	3.3/3.3/3.3/3.3	3.3/3.3/3.3/3.3	3.3/3.3/3.3/3.3	3.3/3.3/3.3/3.3	3.3/3.3/3.3/3.3
Ckt (A / B / C / D)	Litre	12.6/12.6/12.6/-	12.6/12.6/12.6/-	12.6/12.6/12.6/12.6	12.6/12.6/12.6/12.6	12.6/12.6/12.6/12.6	12.6/12.6/12.6/12.6	12.6/12.6/12.6/12.6
Condenser Coil	-	Air Cooled 3 rows, 16fpi (1.6mm) fin spacing, copper tubes Aluminum fins						
Face Area	ft ²	273.0	273.0	364.0	364.0	364.0	364.0	364.0
	m ²	25.4	25.4	33.8	33.8	33.8	33.8	33.8
Condenser Fan	-	Propeller Direct Drive						
Fan size x Quantity	Code x #	800 x 12	800 x 12	800 x 16	800 x 16	800 x 16	800 x 16	800 x 16
Fan Motor	-	Totally enclosed air over, Class F insulation, 6 pole						
Air Flow Rate	cfm	129,444	129,444	172,592	172,592	172,592	172,592	172,592
	l/s	61,091	61,091	81,454	81,454	81,454	81,454	81,454
Evaporator	-	Direct Expansion Shell and Tube						
Quantity	#	1	1	2	2	2	2	2
Water Volume	US Gal	28.4	36.1	25.6	25.6	25.6	27.7	27.7
	Litre	107.4	136.7	97.0	97.0	97.0	105.0	105.0
Water Connection	Inch	6" Victaulic	6" Victaulic	5" Victaulic	5" Victaulic	5" Victaulic	5" Victaulic	5" Victaulic
	mm	[DN 150]	[DN 150]	[DN 125]	[DN 125]	[DN 125]	[DN 125]	[DN 125]
Refrigerant Circuits	#	3	3	4	4	4	4	4
Refrigerant Charge (A / B / C / D)	Lbs	111.1/111.1/111.1/-	115.5/115.5/115.5/-	110.2/110.2/110.2/110.2	110.2/110.2/110.2/110.2	110.2/110.2/110.2/110.2	111.5/111.5/111.5/111.5	111.5/111.5/111.5/111.5
Fin and Tube	Kg	50.4/50.4/50.4/-	52.4/52.4/52.4/-	50.0/50.0/50.0/50.0	50.0/50.0/50.0/50.0	50.0/50.0/50.0/50.0	50.6/50.6/50.6/50.6	50.6/50.6/50.6/50.6
Refrigerant Charge (A / B / C / D)	Lbs	59.1/59.1/59.1/-	63.5/63.5/63.5/-	58.2/58.2/58.2/58.2	58.2/58.2/58.2/58.2	58.2/58.2/58.2/58.2	59.5/59.5/59.5/59.5	59.5/59.5/59.5/59.5
Microchannel (MCHE Option)	Kg	26.8/26.8/26.8/-	28.8/28.8/28.8/-	26.4/26.4/26.4/26.4	26.4/26.4/26.4/26.4	26.4/26.4/26.4/26.4	27.0/27.0/27.0/27.0	27.0/27.0/27.0/27.0
Operating Weight	-							
Aluminium Fins (Standard)	Lbs	12259	12497	16180	16235	16291	16458	16513
	Kg	5560	5668	7338	7363	7388	7464	7489
Microchannel (MCHE Option)	Lbs	10998	11238	14500	14555	14611	14779	14835
	Kg	4988	5097	6576	6601	6626	6702	6728
Copper Fins (FC Option)	Lbs	13785	14024	18213	18269	18326	18493	18548
	Kg	6252	6360	8260	8285	8311	8387	8412

Table 2

GENERAL DATA - 60. Hz

Model	-	ACMR6010	ACMR6014	ACMR6018	ACMR6022	ACMR6028	ACMR6035	ACMR6045
Compressor	-	Hermetic Scroll Compressor						
Quantity	#	1	1	1	1	2	2	4
Oil Charge (3MAF POE Oil) Ckt (A / B / C / D)	US Gal Litre	0.9 / - / - / - 3.4 / - / - / -	0.9 / - / - / - 3.4 / - / - / -	1.2 / - / - / - 4.5 / - / - / -	1.2 / - / - / - 4.5 / - / - / -	0.9 / 0.9 / - / - 3.4 / 3.4 / - / -	1.2 / 1.2 / - / - 4.5 / 4.5 / - / -	1.8 / 1.8 / - / - 6.8 / 6.8 / - / -
Condenser Coil	-	Air Cooled 2, 3 & 4 rows, 14fpi (1.8mm) fin spacing, copper tubes Aluminum fins						
Face Area	ft ² m ²	16.7 1.6	16.7 1.6	29.3 2.7	29.3 2.7	40.0 3.7	53.3 5.0	64.0 5.9
Condenser Fan	-	Propeller Direct Drive						
Fan size x Quantity	Code x #	630 x 2	710 x 2	710 x 2	710 x 2	800 x 3	800 x 3	800 x 4
Fan Motor	-	Totally enclosed air over, Class F insulation, 6 pole						
Air Flow Rate	cfm l/s	10,146 4,788	11,960 5,644	16,688 7,876	15,836 7,474	33,000 15,574	36,450 17,202	47,032 22,197
Evaporator	-	Direct Expansion Brazed Plate Heat Exchangers						
Quantity	#	1	1	1	1	1	1	1
Water Volume	US Gal Litre	0.8 3.1	1.1 4.0	1.4 5.3	1.8 6.7	1.8 6.8	2.5 9.3	2.9 11.0
Water Connection	Inch mm	1 1/4" MPT [32]	1 1/4" MPT [32]	1 1/2" MPT [38]	1 1/2" MPT [38]	3" MPT [75]	3" MPT [75]	3" MPT [75]
Refrigerant Circuits	#	1	1	1	1	2	2	2
Refrigerant Charge (A / B / C / D) Fin and Tube	Lbs Kg	13.9 / - / - / - 6.3 / - / - / -	23.9 / - / - / - 10.8 / - / - / -	28.5 / - / - / - 12.9 / - / - / -	39.3 / - / - / - 17.8 / - / - / -	21.6 / 21.6 / - / - 9.8 / 9.8 / - / -	28.5 / 28.5 / - / - 12.9 / 12.9 / - / -	39.3 / 39.3 / - / - 17.8 / 17.8 / - / -
Operating Weight	-							
Aluminium Fins (Standard)	Lbs Kg	1157 525	1244 564	1612 731	1726 783	2168 983	2776 1259	3268 1482
Copper Fins (FC Option)	Lbs Kg	1212 550	1353 614	1756 796	1918 870	2364 1072	3037 1377	3581 1624

Model	-	ACMR6110	ACMR6120	ACMR6130	ACMR6140	ACMR6160	ACMR6175	ACMR6190
Compressor	-	Hermetic Scroll Compressor						
Quantity	#	3	4	4	4	6	6	6
Oil Charge (3MAF POE Oil) Ckt (A / B / C / D)	US Gal Litre	1.7 / 1.7 / 1.7 / - 6.3 / 6.3 / 6.3 / -	3.3 / 3.3 / - / - 12.6 / 12.6 / - / -	3.3 / 3.3 / - / - 12.6 / 12.6 / - / -	3.3 / 3.3 / - / - 12.6 / 12.6 / - / -	3.3 / 3.3 / 2.4 / - 12.6 / 12.6 / 9.0 / -	3.3 / 3.3 / 3.3 / - 12.6 / 12.6 / 12.6 / -	3.3 / 3.3 / 3.3 / - 12.6 / 12.6 / 12.6 / -
Condenser Coil	-	Air Cooled 3 rows, 16fpi (1.6mm) fin spacing, copper tubes Aluminum fins						
Face Area	ft ² m ²	204.8 19.0	182.0 16.9	227.5 21.1	227.5 21.1	273.0 25.4	273.0 25.4	318.5 29.6
Condenser Fan	-	Propeller Direct Drive						
Fan size x Quantity	Code x #	800 x 9	800 x 8	800 x 10	800 x 10	800 x 12	800 x 12	800 x 14
Fan Motor	-	Totally enclosed air over, Class F insulation, 6 pole						
Air Flow Rate	cfm l/s	114,858 54,207	102,096 48,184	127,620 60,230	127,620 60,230	153,144 72,276	153,144 72,276	178,668 84,322
Evaporator	-	Direct Expansion Shell and Tube						
Quantity	#	1	1	1	1	1	1	1
Water Volume	US Gal Litre	23.0 87.1	27.7 105.0	27.7 105.0	27.7 105.0	28.4 107.4	28.4 107.4	36.1 136.7
Water Connection	Inch mm	5" Victaulic [DN 125]	5" Victaulic [DN 125]	5" Victaulic [DN 125]	5" Victaulic [DN 125]	6" Victaulic [DN 150]	6" Victaulic [DN 150]	6" Victaulic [DN 150]
Refrigerant Circuits	#	3	2	2	2	3	3	3
Refrigerant Charge (A / B / C / D) Fin and Tube	Lbs Kg	78.2 / 78.2 / 78.2 / - 35.5 / 35.5 / 35.5 / -	111.5 / 111.5 / - / - 50.6 / 50.6 / - / -	132.0 / 132.0 / - / - 59.9 / 59.9 / - / -	132.0 / 132.0 / - / - 59.9 / 59.9 / - / -	111.1 / 111.1 / 106.6 / - 50.4 / 50.4 / 48.3 / -	111.1 / 111.1 / 111.1 / - 50.4 / 50.4 / 50.4 / -	156.5 / 115.5 / 115.5 / - 71.0 / 52.4 / 52.4 / -
Refrigerant Charge (A / B / C / D) Microchannel (MCHE Option)	Lbs Kg	39.2 / 39.2 / 39.2 / - 17.8 / 17.8 / 17.8 / -	59.5 / 59.5 / - / - 27.0 / 27.0 / - / -	67.0 / 67.0 / - / - 30.4 / 30.4 / - / -	67.0 / 67.0 / - / - 30.4 / 30.4 / - / -	59.1 / 59.1 / 54.6 / - 26.8 / 26.8 / 24.8 / -	59.1 / 59.1 / 59.1 / - 26.8 / 26.8 / 26.8 / -	78.5 / 63.5 / 63.5 / - 35.6 / 28.8 / 28.8 / -
Operating Weight	-							
Aluminium Fins (Standard)	Lbs Kg	8531 3869	8237 3736	9397 4262	9452 4287	11913 5403	12147 5509	13676 6202
Microchannel (MCHE Option)	Lbs Kg	7588 3441	7395 3354	8346 3785	8402 3810	10656 4833	10887 4937	12204 5535
Copper Fins (FC Option)	Lbs Kg	9677 4389	9254 4197	10669 4839	10725 4864	13443 6097	13674 6201	15455 7009

Table 3



GENERAL DATA - 60. Hz

Model	-	ACMR6055	ACMR6060	ACMR6065	ACMR6075	ACMR6085	ACMR6095	ACMR6105
Compressor	-	Hermetic Scroll Compressor						
Quantity	#	4	2	2	2	3	3	3
Oil Charge (3MAF POE Oil) Ckt (A / B / C / D)	US Gal Litre	1.8/1.8/-/- 6.8/6.8/-/-	1.7/1.7/-/- 6.3/6.3/-/-	1.7/1.7/-/- 6.3/6.3/-/-	1.7/1.7/-/- 6.3/6.3/-/-	1.7/1.7/1.7/- 6.3/6.3/6.3/-	1.7/1.7/1.7/- 6.3/6.3/6.3/-	1.7/1.7/1.7/- 6.3/6.3/6.3/-
Condenser Coil	-	Air Cooled 3 rows, 14fpi or 16fpi (1.8mm or 1.6mm) fin spacing, copper tubes Aluminum fins						
Face Area	ft ² m ²	72.0 6.7	136.5 12.7	136.5 12.7	136.5 12.7	136.5 12.7	159.3 14.8	182.0 16.9
Condenser Fan	-	Propeller Direct Drive						
Fan size x Quantity	Code x #	800 x 4	800 x 6	800 x 6	800 x 6	800 x 6	800 x 7	800 x 8
Fan Motor	-	Totally enclosed air over, Class F insulation, 6 pole						
Air Flow Rate	cfm l/s	48,776 23,020	76,572 36,138	76,572 36,138	76,572 36,138	76,572 36,138	89,334 42,161	102,096 48,184
Evaporator	-	Direct Expansion BPHE		Direct Expansion Shell and Tube				
Quantity	#	1	1	1	1	1	1	1
Water Volume	US Gal Litre	3.5 13.1	15.1 57.0	15.1 57.0	15.1 57.0	21.1 79.9	21.1 79.9	23.0 87.1
Water Connection	Inch mm	3" MPT [75]	4" Victaulic [DN 100]	4" Victaulic [DN 100]	4" Victaulic [DN 100]	5" Victaulic [DN 125]	5" Victaulic [DN 125]	5" Victaulic [DN 125]
Refrigerant Circuits	#	2	2	2	2	3	3	3
Refrigerant Charge (A / B / C / D) Fin and Tube	Lbs Kg	43.4/43.4/-/- 19.7/19.7/-/-	75.8/75.8/-/- 34.4/34.4/-/-	75.8/75.8/-/- 34.4/34.4/-/-	75.8/75.8/-/- 34.4/34.4/-/-	56.7/56.7/56.7/- 25.7/25.7/25.7/-	77.2/56.7/56.7/- 35.0/25.7/25.7/-	78.2/78.2/57.7/- 35.5/35.5/26.2/-
Refrigerant Charge (A / B / C / D) Microchannel (MCHE Option)	Lbs Kg	- -	36.8/36.8/-/- 16.7/16.7/-/-	36.8/36.8/-/- 16.7/16.7/-/-	36.8/36.8/-/- 16.7/16.7/-/-	30.7/30.7/30.7/- 13.9/13.9/13.9/-	38.2/30.7/30.7/- 17.3/13.9/13.9/-	39.2/39.2/31.7/- 17.8/17.8/14.4/-
Operating Weight	-							
Aluminium Fins (Standard)	Lbs Kg	3398 1541	5244 2378	5272 2391	5298 2403	6110 2771	7310 3315	7609 3451
Microchannel (MCHE Option)	Lbs Kg	- -	4614 2093	4641 2105	4669 2117	5480 2485	6575 2982	6767 3069
Copper Fins (FC Option)	Lbs Kg	3750 1701	6007 2724	6034 2737	6061 2749	6874 3117	8200 3719	8626 3912

Model	-	ACMR6200	ACMR6215	ACMR6230	ACMR6245	ACMR6260	ACMR6270	ACMR6280
Compressor	-	Hermetic Scroll Compressor						
Quantity	#	6	6	8	8	8	8	8
Oil Charge (3MAF POE Oil) Ckt (A / B / C / D)	US Gal Litre	3.3/3.3/3.3/- 12.6/12.6/12.6/-	3.3/3.3/3.3/- 12.6/12.6/12.6/-	3.3/3.3/3.3/3.3 12.6/12.6/12.6/12.6	3.3/3.3/3.3/3.3 12.6/12.6/12.6/12.6	3.3/3.3/3.3/3.3 12.6/12.6/12.6/12.6	3.3/3.3/3.3/3.3 12.6/12.6/12.6/12.6	3.3/3.3/3.3/3.3 12.6/12.6/12.6/12.6
Condenser Coil	-	Air Cooled 3 rows, 16fpi (1.6mm) fin spacing, copper tubes Aluminum fins						
Face Area	ft ² m ²	318.5 29.6	364.0 33.8	364.0 33.8	409.5 38.0	409.5 38.0	455.0 42.3	455.0 42.3
Condenser Fan	-	Propeller Direct Drive						
Fan size x Quantity	Code x #	800 x 14	800 x 16	800 x 16	800 x 18	800 x 18	800 x 20	800 x 20
Fan Motor	-	Totally enclosed air over, Class F insulation, 6 pole						
Air Flow Rate	cfm l/s	178,668 84,322	204,192 96,368	204,192 96,368	229,716 108,414	229,716 108,414	255,240 120,460	255,240 120,460
Evaporator	-	Direct Expansion Shell and Tube						
Quantity	#	1	1	2	2	2	2	2
Water Volume	US Gal Litre	36.1 136.7	36.1 136.7	25.6 97.0	27.7 105.0	27.7 105.0	27.7 105.0	27.7 105.0
Water Connection	Inch mm	6" Victaulic [DN 150]	6" Victaulic [DN 150]	5" Victaulic [DN 125]	5" Victaulic [DN 125]	5" Victaulic [DN 125]	5" Victaulic [DN 125]	5" Victaulic [DN 125]
Refrigerant Circuits	#	3	3	4	4	4	4	4
Refrigerant Charge (A / B / C / D) Fin and Tube	Lbs Kg	136.0/136.0/115.5/- 61.7/61.7/52.4/-	156.5/136.0/136.0/- 71.0/61.7/61.7/-	110.2/110.2/110.2/110.2 50.0/50.0/50.0/50.0	152.5/111.5/111.5/111.5 69.2/50.6/50.6/50.6	132.0/132.0/111.5/111.5 59.9/59.9/50.6/50.6	132.0/132.0/132.0/132.0 59.9/59.9/59.9/59.9	132.0/132.0/132.0/132.0 59.9/59.9/59.9/59.9
Refrigerant Charge (A / B / C / D) Microchannel (MCHE Option)	Lbs Kg	71.0/71.0/63.5/- 32.2/32.2/28.8/-	78.5/71.0/71.0/- 35.6/32.2/32.2/-	58.2/58.2/58.2/58.2 26.4/26.4/26.4/26.4	74.5/59.5/59.5/59.5 33.8/27.0/27.0/27.0	67.0/67.0/59.5/59.5 30.4/30.4/27.0/27.0	67.0/67.0/67.0/67.0 30.4/30.4/30.4/30.4	67.0/67.0/67.0/67.0 30.4/30.4/30.4/30.4
Operating Weight	-							
Aluminium Fins (Standard)	Lbs Kg	13732 6228	14899 6757	16180 7338	17460 7918	17516 7944	19083 8654	19139 8680
Microchannel (MCHE Option)	Lbs Kg	12260 5560	13219 5995	14500 6576	15569 7061	15625 7086	16983 7702	17038 7727
Copper Fins (FC Option)	Lbs Kg	15511 7034	16934 7680	18213 8260	19751 8957	19806 8982	21627 9808	21682 9833

Table 4

CAPACITY RATINGS - 50. Hz (IP)

Model	LWT	Condenser Entering Air Dry Bulb °F																	
		85.0						95.0						105.0					
		Capacity	Total Power	Fan Power	EER	WFR	WPD	Capacity	Total Power	Fan Power	EER	WFR	WPD	Capacity	Total Power	Fan Power	EER	WFR	WPD
°F	ton _r	kW	kW	Btu / W.h	gpm	ft H ₂ O	ton _r	kW	kW	Btu / W.h	gpm	ft H ₂ O	ton _r	kW	kW	Btu / W.h	gpm	ft H ₂ O	
ACMR5008	40.00	7.810	7.879	1.100	11.88	18.73	10.7	7.330	8.781	1.100	10.01	17.58	9.60	6.710	9.811	1.100	8.206	16.10	8.20
	42.00	8.120	7.941	1.100	12.27	19.48	11.5	7.620	8.845	1.100	10.33	18.28	10.3	6.980	9.877	1.100	8.482	16.75	8.80
	44.00	8.390	7.995	1.100	12.58	20.12	12.2	7.866	8.899	1.100	10.61	18.90	10.8	7.210	9.931	1.100	8.716	17.31	9.30
	45.00	8.510	8.020	1.100	12.73	20.43	12.6	7.980	8.923	1.100	10.73	19.16	11.2	7.320	9.956	1.100	8.827	17.57	9.60
	48.00	8.860	8.090	1.100	13.14	21.26	13.5	8.300	8.987	1.100	11.08	19.92	12.0	7.620	10.02	1.100	9.128	18.29	10.3
ACMR5012	40.00	11.72	12.31	2.200	11.42	28.13	10.1	11.08	13.41	2.200	9.910	26.59	9.10	10.22	14.65	2.200	8.368	24.53	7.90
	42.00	12.26	12.43	2.200	11.83	29.43	10.9	11.57	13.55	2.200	10.24	27.76	9.80	10.68	14.80	2.200	8.659	25.63	8.50
	44.00	12.70	12.53	2.200	12.15	30.47	11.7	11.96	13.66	2.200	10.50	28.70	10.4	11.05	14.92	2.200	8.889	26.52	9.10
	45.00	12.89	12.57	2.200	12.29	30.92	12.0	12.13	13.71	2.200	10.61	29.11	10.7	11.21	14.97	2.200	8.987	26.91	9.30
	48.00	13.37	12.69	2.200	12.64	32.09	12.8	12.58	13.85	2.200	10.89	30.19	11.5	11.64	15.11	2.200	9.238	27.92	9.90
ACMR5016	40.00	14.98	15.25	2.200	11.78	35.94	9.80	14.07	16.69	2.200	10.11	33.76	8.80	12.99	18.40	2.200	8.470	31.18	7.60
	42.00	15.55	15.39	2.200	12.12	37.32	10.5	14.61	16.82	2.200	10.42	35.06	9.40	13.50	18.54	2.200	8.737	32.40	8.20
	44.00	16.11	15.52	2.200	12.45	38.67	11.2	15.14	16.96	2.200	10.71	36.30	10.0	14.00	18.68	2.200	8.987	33.59	8.70
	45.00	16.38	15.57	2.200	12.61	39.30	11.6	15.39	17.03	2.200	10.84	36.93	10.3	14.23	18.75	2.200	9.099	34.14	9.00
	48.00	17.07	15.73	2.200	13.01	40.96	12.5	16.04	17.21	2.200	11.18	38.50	11.2	14.83	18.95	2.200	9.387	35.59	9.70
ACMR5020	40.00	18.00	19.13	2.200	11.28	43.19	11.0	16.96	21.05	2.200	9.661	40.69	9.80	15.63	23.20	2.200	8.082	37.50	8.30
	42.00	18.52	19.25	2.200	11.53	44.44	11.6	17.46	21.18	2.200	9.892	41.90	10.3	16.10	23.32	2.200	8.280	38.63	8.80
	44.00	19.22	19.43	2.200	11.86	46.12	12.5	18.12	21.35	2.200	10.19	43.50	11.1	16.71	23.50	2.200	8.531	40.11	9.50
	45.00	19.58	19.52	2.200	12.03	46.99	12.9	18.47	21.45	2.200	10.33	44.32	11.5	17.03	23.60	2.200	8.656	40.86	9.80
	48.00	20.65	19.80	2.200	12.51	49.57	14.4	19.54	21.75	2.200	10.77	46.90	12.9	18.01	23.92	2.200	9.032	43.21	11.0
ACMR5024	40.00	23.43	24.19	3.300	11.62	56.23	6.50	21.96	26.45	3.300	9.958	52.70	5.70	20.26	29.02	3.300	8.375	48.61	4.90
	42.00	24.38	24.45	3.300	11.96	58.51	7.00	22.85	26.74	3.300	10.25	54.83	6.20	21.08	29.31	3.300	8.630	50.60	5.30
	44.00	25.23	24.68	3.300	12.26	60.55	7.40	23.64	27.01	3.300	10.50	56.70	6.58	21.83	29.58	3.300	8.853	52.38	5.70
	45.00	25.67	24.81	3.300	12.41	61.61	7.70	24.07	27.15	3.300	10.63	57.75	6.80	22.22	29.73	3.300	8.968	53.32	5.90
	48.00	26.92	25.18	3.300	12.82	64.60	8.40	25.23	27.57	3.300	10.97	60.55	7.40	23.31	30.13	3.300	9.280	55.93	6.40
ACMR5030	40.00	29.67	30.52	4.500	11.66	71.20	10.1	27.82	33.39	4.500	10.00	66.77	8.90	25.72	36.83	4.500	8.378	61.72	7.70
	42.00	30.97	30.84	4.500	12.05	74.33	10.9	29.07	33.70	4.500	10.34	69.75	9.70	26.87	37.13	4.500	8.682	64.48	8.40
	44.00	32.11	31.10	4.500	12.38	77.05	11.7	30.13	33.98	4.500	10.64	72.30	10.3	27.86	37.42	4.500	8.934	66.87	9.00
	45.00	32.68	31.23	4.500	12.55	78.44	12.1	30.69	34.12	4.500	10.79	73.65	10.7	28.38	37.58	4.500	9.060	68.10	9.30
	48.00	34.40	31.61	4.500	13.05	82.56	13.3	32.29	34.58	4.500	11.20	77.50	11.8	29.87	38.07	4.500	9.414	71.68	10.2
ACMR5040	40.00	39.34	40.10	6.000	11.77	94.41	9.90	36.76	44.21	6.000	9.976	88.22	8.70	33.72	48.94	6.000	8.267	80.93	7.40
	42.00	41.08	40.52	6.000	12.16	98.58	10.8	38.44	44.68	6.000	10.32	92.25	9.50	35.26	49.41	6.000	8.563	84.62	8.00
	44.00	42.55	40.90	6.000	12.48	102.1	11.6	39.80	45.08	6.000	10.60	95.50	10.1	36.53	49.81	6.000	8.800	87.67	8.60
	45.00	43.31	41.10	6.000	12.64	103.9	12.0	40.54	45.30	6.000	10.73	97.29	10.5	37.21	50.03	6.000	8.923	89.29	8.90
	48.00	45.59	41.74	6.000	13.10	109.4	13.2	42.69	45.99	6.000	11.13	102.4	11.6	39.20	50.71	6.000	9.276	94.08	9.90
ACMR5045	40.00	45.67	48.04	6.000	11.40	109.6	10.0	42.76	52.61	6.000	9.752	102.6	8.80	39.40	57.77	6.000	8.184	94.57	7.60
	42.00	47.57	48.58	6.000	11.74	114.1	10.8	44.62	53.22	6.000	10.05	107.0	9.60	41.11	58.41	6.000	8.446	98.67	8.20
	44.00	49.30	49.08	6.000	12.05	118.3	11.6	46.22	53.78	6.000	10.31	110.9	10.2	42.61	58.97	6.000	8.669	102.2	8.80
	45.00	50.18	49.35	6.000	12.20	120.4	12.0	47.07	54.09	6.000	10.44	112.9	10.6	43.40	59.28	6.000	8.785	104.1	9.10
	48.00	52.80	50.17	6.000	12.62	126.7	13.2	49.54	55.02	6.000	10.80	118.9	11.7	45.70	60.16	6.000	9.114	109.6	10.0
ACMR5050	40.00	46.91	47.99	6.000	11.73	112.5	11.8	44.05	52.62	6.000	10.04	105.7	10.4	40.72	58.08	6.000	8.412	97.72	8.90
	42.00	48.44	48.27	6.000	12.04	116.2	12.5	45.63	53.01	6.000	10.33	109.5	11.1	42.14	58.48	6.000	8.645	101.1	9.50
	44.00	50.22	48.63	6.000	12.39	120.5	13.4	47.27	53.43	6.000	10.62	113.5	11.9	43.66	58.93	6.000	8.889	104.7	10.2
	45.00	50.99	48.80	6.000	12.53	122.3	13.8	48.00	53.62	6.000	10.74	115.1	12.3	44.32	59.12	6.000	8.995	106.3	10.5
	48.00	53.70	49.44	6.000	13.03	128.8	15.3	50.53	54.30	6.000	11.16	121.2	13.6	46.67	59.83	6.000	9.359	111.9	11.6
ACMR5055	40.00	52.78	55.10	7.500	11.49	126.6	14.8	49.64	60.32	7.500	9.874	119.1	13.1	45.93	66.28	7.500	8.314	110.2	11.3
	42.00	54.05	55.42	7.500	11.70	129.7	15.5	51.05	60.70	7.500	10.09	122.5	13.9	47.17	66.65	7.500	8.491	113.2	11.9
	44.00	56.08	55.93	7.500	12.02	134.5	16.6	52.92	61.23	7.500	10.37	127.0	14.8	48.91	67.19	7.500	8.734	117.3	12.8
	45.00	56.92	56.15	7.500	12.16	136.6	17.1	53.71	61.45	7.500	10.48	128.9	15.3	49.64	67.42	7.500	8.835	119.1	13.1
	48.00	59.92	56.95	7.500	12.62	143.8	18.8	56.53	62.29	7.500	10.89	135.6	16.8	52.25	68.27	7.500	9.184	125.4	14.5

Table 5

Legend

LWT Evaporator Leaving Water Temperature.
EER Energy Efficiency Ratio.

WFR Evaporator Water flow rate.
WPD Evaporator Water Pressure Drop.

Notes:

- Capacity ratings are based on with following condition. Evaporator Water Temperature Change: 10.00°F Evaporator Fouling Factor: 0.000100 h ft²·°F/Btu .
- Power input mentioned in this page should not be used for cable or fuse selection. MCA and MFA values given in the electrical data pages (42 to 46) should be referred for the same.



CAPACITY RATINGS - 50. Hz (IP)

Model	LWT °F	Condenser Entering Air Dry Bulb °F																	
		115.0						118.4						125.0					
		Capacity ton _R	Total Power kW	Fan Power kW	EER Btu / W.h	WFR gpm	WPD ft H ₂ O	Capacity ton _R	Total Power kW	Fan Power kW	EER Btu / W.h	WFR gpm	WPD ft H ₂ O	Capacity ton _R	Total Power kW	Fan Power kW	EER Btu / W.h	WFR gpm	WPD ft H ₂ O
ACMR5008	40.00	6.050	10.98	1.100	6.604	14.51	6.80	5.810	11.42	1.100	6.106	13.95	6.40	5.340	12.31	1.100	5.206	12.81	5.60
	42.00	6.300	11.05	1.100	6.837	15.11	7.30	6.050	11.48	1.100	6.325	14.53	6.90	5.570	12.37	1.100	5.399	13.35	6.00
	44.00	6.510	11.10	1.100	7.033	15.62	7.80	6.260	11.53	1.100	6.511	15.02	7.30	5.760	12.42	1.100	5.563	13.82	6.30
	45.00	6.620	11.13	1.100	7.129	15.87	8.00	6.360	11.56	1.100	6.598	15.26	7.50	5.850	12.45	1.100	5.641	14.05	6.50
48.00	6.900	11.20	1.100	7.385	16.54	8.60	6.630	11.63	1.100	6.840	15.92	8.00	6.110	12.53	1.100	5.854	14.67	7.00	
ACMR5012	40.00	9.310	16.06	2.200	6.955	22.35	6.70	8.990	16.58	2.200	6.504	21.57	6.30	8.340	17.64	2.200	5.673	20.02	5.60
	42.00	9.740	16.21	2.200	7.212	23.38	7.30	9.410	16.73	2.200	6.751	22.59	6.80	8.750	17.78	2.200	5.904	21.00	6.10
	44.00	10.09	16.32	2.200	7.418	24.22	7.70	9.750	16.84	2.200	6.950	23.41	7.30	9.080	17.88	2.200	6.091	21.79	6.40
	45.00	10.25	16.37	2.200	7.507	24.58	7.90	9.900	16.88	2.200	7.037	23.76	7.50	9.220	17.92	2.200	6.172	22.12	6.60
48.00	10.64	16.49	2.200	7.738	25.53	8.50	10.29	16.99	2.200	7.262	24.69	8.00	9.590	18.01	2.200	6.388	23.01	7.10	
ACMR5016	40.00	11.90	20.44	2.200	6.983	28.55	6.50	11.51	21.20	2.200	6.515	27.63	6.20	10.77	22.79	2.200	5.667	25.83	5.50
	42.00	12.36	20.58	2.200	7.208	29.67	7.00	11.97	21.34	2.200	6.727	28.72	6.60	11.19	22.94	2.200	5.852	26.85	5.90
	44.00	12.82	20.72	2.200	7.420	30.76	7.40	12.41	21.49	2.200	6.927	29.77	7.00	11.60	23.08	2.200	6.029	27.84	6.20
	45.00	13.03	20.80	2.200	7.516	31.27	7.60	12.61	21.56	2.200	7.018	30.27	7.20	11.79	23.15	2.200	6.110	28.30	6.40
48.00	13.59	21.00	2.200	7.763	32.60	8.20	13.15	21.76	2.200	7.252	31.56	7.80	12.30	23.34	2.200	6.321	29.52	6.90	
ACMR5020	40.00	14.24	25.61	2.200	6.671	34.18	7.00	13.76	26.49	2.200	6.229	33.01	6.50	12.79	28.29	2.200	5.426	30.70	5.70
	42.00	14.67	25.75	2.200	6.835	35.20	7.40	14.17	26.63	2.200	6.381	33.99	6.90	13.17	28.45	2.200	5.554	31.60	6.00
	44.00	15.23	25.94	2.200	7.042	36.54	7.90	14.71	26.84	2.200	6.576	35.30	7.40	13.67	28.67	2.200	5.723	32.81	6.50
	45.00	15.52	26.05	2.200	7.149	37.25	8.20	14.99	26.95	2.200	6.675	35.97	7.70	13.94	28.78	2.200	5.809	33.45	6.70
48.00	16.40	26.38	2.200	7.459	39.36	9.10	15.84	27.29	2.200	6.964	38.01	8.50	14.72	29.14	2.200	6.061	35.33	7.40	
ACMR5024	40.00	18.45	31.91	3.300	6.937	44.28	4.10	17.81	32.97	3.300	6.482	42.74	3.90	16.54	35.13	3.300	5.648	39.69	3.40
	42.00	19.22	32.20	3.300	7.162	46.13	4.50	18.56	33.25	3.300	6.698	44.55	4.20	17.26	35.40	3.300	5.848	41.41	3.60
	44.00	19.91	32.44	3.300	7.363	47.78	4.80	19.24	33.48	3.300	6.892	46.16	4.50	17.89	35.59	3.300	6.030	42.93	3.90
	45.00	20.27	32.57	3.300	7.468	48.65	4.90	19.59	33.60	3.300	6.995	47.00	4.60	18.22	35.68	3.300	6.127	43.72	4.00
48.00	21.28	32.89	3.300	7.761	51.06	5.40	20.56	33.88	3.300	7.283	49.35	5.10	19.14	35.85	3.300	6.405	45.94	4.40	
ACMR5030	40.00	23.55	40.90	4.500	6.909	56.52	6.50	22.80	42.42	4.500	6.448	54.71	6.10	21.32	45.60	4.500	5.610	51.17	5.40
	42.00	24.61	41.21	4.500	7.167	59.07	7.10	23.83	42.74	4.500	6.689	57.19	6.70	22.29	45.93	4.500	5.822	53.49	5.90
	44.00	25.53	41.50	4.500	7.381	61.27	7.60	24.72	43.04	4.500	6.891	59.32	7.20	23.12	46.23	4.500	6.001	55.48	6.30
	45.00	26.00	41.66	4.500	7.487	62.39	7.90	25.17	43.19	4.500	6.992	60.41	7.40	23.54	46.38	4.500	6.090	56.50	6.50
48.00	27.38	42.16	4.500	7.792	65.70	8.70	26.51	43.69	4.500	7.281	63.62	8.20	24.80	46.85	4.500	6.352	59.53	7.20	
ACMR5040	40.00	30.45	54.33	6.000	6.723	73.06	6.00	29.28	56.31	6.000	6.238	70.26	5.60	26.93	60.37	6.000	5.352	64.62	4.80
	42.00	31.85	54.78	6.000	6.976	76.44	6.60	30.64	56.75	6.000	6.477	73.52	6.10	28.20	60.79	6.000	5.566	67.68	5.20
	44.00	33.01	55.16	6.000	7.180	79.21	7.10	31.77	57.12	6.000	6.673	76.24	6.60	29.26	61.13	6.000	5.744	70.23	5.60
	45.00	33.64	55.37	6.000	7.289	80.72	7.30	32.37	57.32	6.000	6.775	77.67	6.80	29.82	61.30	6.000	5.837	71.57	5.80
48.00	35.47	55.98	6.000	7.602	85.12	8.10	34.14	57.89	6.000	7.075	81.92	7.50	31.48	61.78	6.000	6.113	75.54	6.40	
ACMR5045	40.00	35.84	63.60	6.000	6.761	86.01	6.30	34.58	65.73	6.000	6.312	82.98	5.90	32.06	70.08	6.000	5.489	76.94	5.10
	42.00	37.42	64.23	6.000	6.989	89.79	6.80	36.11	66.35	6.000	6.529	86.66	6.40	33.51	70.69	6.000	5.687	80.41	5.60
	44.00	38.81	64.76	6.000	7.190	93.13	7.30	37.47	66.86	6.000	6.723	89.91	6.90	34.79	71.14	6.000	5.869	83.50	6.00
	45.00	39.53	65.02	6.000	7.295	94.88	7.60	38.17	67.10	6.000	6.825	91.60	7.10	35.46	71.33	6.000	5.964	85.09	6.20
48.00	41.65	65.73	6.000	7.602	99.95	8.40	40.22	67.73	6.000	7.126	96.53	7.90	37.39	71.75	6.000	6.253	89.73	6.80	
ACMR5050	40.00	37.25	64.41	6.000	6.938	89.38	7.30	36.03	66.77	6.000	6.475	86.47	6.80	33.63	71.64	6.000	5.632	80.70	5.80
	42.00	38.49	64.81	6.000	7.127	92.38	7.90	37.22	67.15	6.000	6.650	89.32	7.30	34.69	71.99	6.000	5.781	83.25	6.30
	44.00	39.89	65.25	6.000	7.335	95.74	8.50	38.56	67.59	6.000	6.845	92.53	7.90	35.96	72.41	6.000	5.958	86.29	6.80
	45.00	40.50	65.45	6.000	7.425	97.20	8.80	39.16	67.79	6.000	6.932	93.98	8.20	36.51	72.60	6.000	6.034	87.61	7.00
48.00	42.66	66.14	6.000	7.738	102.3	9.70	41.25	68.47	6.000	7.229	99.00	9.10	38.48	73.26	6.000	6.302	92.34	7.90	
ACMR5055	40.00	42.03	73.06	7.500	6.902	100.8	9.40	40.66	75.55	7.500	6.457	97.57	8.80	37.93	80.66	7.500	5.642	91.02	7.60
	42.00	43.11	73.43	7.500	7.043	103.4	9.90	41.67	75.92	7.500	6.586	100.0	9.30	38.83	81.03	7.500	5.750	93.19	8.00
	44.00	44.72	74.00	7.500	7.251	107.3	10.7	43.24	76.50	7.500	6.782	103.7	10.0	40.31	81.63	7.500	5.925	96.74	8.70
	45.00	45.39	74.23	7.500	7.337	108.9	11.0	43.89	76.74	7.500	6.863	105.3	10.3	40.92	81.88	7.500	5.997	98.21	8.90
48.00	47.79	75.08	7.500	7.637	114.7	12.2	46.22	77.59	7.500	7.148	110.9	11.4	43.11	82.73	7.500	6.252	103.4	9.90	

Table 6

Legend

LWT Evaporator Leaving Water Temperature.
EER Energy Efficiency Ratio.

WFR Evaporator Water flow rate.
WPD Evaporator Water Pressure Drop.

Notes:

- Capacity ratings are based on with following condition. Evaporator Water Temperature Change: 10.00°F Evaporator Fouling Factor: 0.000100 h ft²·°F/Btu .
- Power input mentioned in this page should not be used for cable or fuse selection. MCA and MFA values given in the electrical data pages (42 to 46) should be referred for the same.

CAPACITY RATINGS - 50. Hz (IP)

Model	LWT	Condenser Entering Air Dry Bulb °F																	
		85.0						95.0						105.0					
		Capacity	Total Power	Fan Power	EER	WFR	WPD	Capacity	Total Power	Fan Power	EER	WFR	WPD	Capacity	Total Power	Fan Power	EER	WFR	WPD
		°F	ton _R	kW	kW	Btu / W.h	gpm	ft H ₂ O	ton _R	kW	kW	Btu / W.h	gpm	ft H ₂ O	ton _R	kW	kW	Btu / W.h	gpm
ACMR5060	40.00	61.20	61.94	9.000	11.85	146.8	9.80	57.68	67.62	9.000	10.23	138.4	8.50	53.47	73.99	9.000	8.670	128.3	7.10
	42.00	63.53	62.62	9.000	12.17	152.4	10.6	59.96	68.27	9.000	10.53	143.9	9.30	55.56	74.62	9.000	8.933	133.3	7.80
	44.00	65.68	63.23	9.000	12.46	157.6	11.4	61.96	68.86	9.000	10.80	148.7	10.0	57.43	75.21	9.000	9.162	137.8	8.50
	45.00	66.73	63.52	9.000	12.60	160.1	11.8	62.97	69.16	9.000	10.92	151.1	10.4	58.35	75.50	9.000	9.273	140.0	8.80
	48.00	70.18	64.50	9.000	13.05	168.4	13.1	66.17	70.13	9.000	11.32	158.7	11.6	61.33	76.49	9.000	9.622	147.2	9.80
ACMR5070	40.00	70.08	71.93	9.000	11.69	168.1	13.1	66.05	78.93	9.000	10.04	158.5	11.7	60.98	87.09	9.000	8.401	146.3	10.0
	42.00	72.39	72.35	9.000	12.00	173.7	13.9	68.31	79.48	9.000	10.31	163.9	12.4	63.04	87.68	9.000	8.627	151.2	10.7
	44.00	74.93	72.86	9.000	12.33	179.8	14.9	70.74	80.10	9.000	10.60	169.8	13.3	65.27	88.33	9.000	8.867	156.6	11.4
	45.00	76.28	73.16	9.000	12.51	183.0	15.4	72.01	80.43	9.000	10.74	172.8	13.8	66.44	88.67	9.000	8.990	159.4	11.8
	48.00	80.28	74.09	9.000	13.00	192.6	17.1	75.72	81.44	9.000	11.15	181.7	15.2	69.88	89.71	9.000	9.347	167.7	13.0
ACMR5075	40.00	74.85	78.64	9.000	11.42	179.6	14.9	70.58	86.42	9.000	9.800	169.3	13.2	65.13	95.23	9.000	8.207	156.3	11.3
	42.00	77.14	79.20	9.000	11.68	185.1	15.8	72.84	87.06	9.000	10.03	174.8	14.1	67.19	95.89	9.000	8.407	161.2	12.0
	44.00	79.71	79.86	9.000	11.97	191.3	16.8	75.33	87.80	9.000	10.30	180.8	15.0	69.47	96.65	9.000	8.625	166.7	12.8
	45.00	81.12	80.24	9.000	12.13	194.6	17.4	76.66	88.20	9.000	10.42	183.9	15.6	70.69	97.06	9.000	8.739	169.6	13.3
	48.00	85.36	81.41	9.000	12.58	204.8	19.3	80.59	89.43	9.000	10.81	193.4	17.2	74.34	98.31	9.000	9.073	178.4	14.7
ACMR5085	40.00	79.97	84.59	9.000	11.34	191.9	16.9	75.46	93.07	9.000	9.729	181.1	15.1	69.64	102.4	9.000	8.159	167.1	12.9
	42.00	82.19	85.25	9.000	11.56	197.2	17.9	77.70	93.75	9.000	9.945	186.4	16.0	71.67	103.1	9.000	8.341	172.0	13.6
	44.00	84.77	86.01	9.000	11.82	203.4	19.0	80.24	94.55	9.000	10.18	192.6	17.0	73.99	103.9	9.000	8.544	177.5	14.5
	45.00	86.24	86.45	9.000	11.97	206.9	19.7	81.64	95.00	9.000	10.31	195.9	17.6	75.27	104.3	9.000	8.654	180.6	15.0
	48.00	90.78	87.82	9.000	12.40	217.8	21.8	85.85	96.40	9.000	10.68	206.0	19.5	79.19	105.7	9.000	8.981	190.0	16.6
ACMR5090	40.00	88.79	92.90	9.000	11.46	213.1	10.1	83.43	101.9	9.000	9.818	200.2	9.00	77.05	111.9	9.000	8.256	184.9	7.80
	42.00	91.97	93.98	9.000	11.74	220.7	10.8	86.53	103.0	9.000	10.07	207.6	9.60	79.89	113.0	9.000	8.477	191.7	8.30
	44.00	95.05	95.03	9.000	12.00	228.1	11.5	89.40	104.1	9.000	10.31	214.6	10.2	82.56	114.1	9.000	8.677	198.1	8.80
	45.00	96.58	95.55	9.000	12.12	231.7	11.9	90.86	104.6	9.000	10.41	218.0	10.6	83.90	114.7	9.000	8.776	201.3	9.10
	48.00	101.4	97.24	9.000	12.51	243.3	13.0	95.32	106.3	9.000	10.75	228.7	11.6	88.04	116.4	9.000	9.071	211.2	9.90
ACMR5095	40.00	94.55	96.10	12.00	11.80	226.9	11.6	88.91	105.4	12.00	10.11	213.3	10.2	82.14	116.3	12.00	8.470	197.1	8.70
	42.00	97.88	96.73	12.00	12.14	234.9	12.4	92.21	106.2	12.00	10.41	221.3	11.0	85.14	117.2	12.00	8.715	204.3	9.40
	44.00	101.4	97.47	12.00	12.47	243.2	13.3	95.48	107.1	12.00	10.70	229.2	11.7	88.16	118.1	12.00	8.956	211.5	10.1
	45.00	103.1	97.85	12.00	12.64	247.4	13.7	97.10	107.5	12.00	10.83	233.0	12.2	89.65	118.5	12.00	9.074	215.1	10.4
	48.00	108.5	99.16	12.00	13.13	260.5	15.2	102.2	108.9	12.00	11.25	245.2	13.5	94.35	119.9	12.00	9.437	226.4	11.5
ACMR5110	40.00	104.5	109.8	12.00	11.42	250.8	14.1	98.31	120.6	12.00	9.776	235.9	12.5	90.77	132.8	12.00	8.196	217.8	10.7
	42.00	107.7	110.7	12.00	11.67	258.4	14.9	101.5	121.6	12.00	10.01	243.6	13.3	93.67	133.8	12.00	8.395	224.7	11.3
	44.00	111.4	111.7	12.00	11.95	267.3	15.9	105.0	122.7	12.00	10.26	252.0	14.2	96.89	135.0	12.00	8.610	232.5	12.1
	45.00	113.2	112.3	12.00	12.09	271.7	16.5	106.7	123.3	12.00	10.38	256.1	14.7	98.48	135.6	12.00	8.714	236.3	12.5
	48.00	119.1	114.1	12.00	12.52	285.8	18.1	112.2	125.1	12.00	10.75	269.3	16.2	103.6	137.4	12.00	9.040	248.5	13.8
ACMR5120	40.00	117.3	123.4	12.00	11.39	281.5	13.7	110.3	135.6	12.00	9.758	264.6	12.0	101.8	148.9	12.00	8.203	244.3	10.2
	42.00	121.1	124.7	12.00	11.64	290.6	14.6	114.1	136.9	12.00	10.00	273.8	12.9	105.3	150.2	12.00	8.406	252.6	10.9
	44.00	125.2	126.1	12.00	11.90	300.4	15.6	117.9	138.3	12.00	10.23	283.0	13.8	108.8	151.7	12.00	8.608	261.2	11.7
	45.00	127.2	126.8	12.00	12.03	305.2	16.1	119.9	139.0	12.00	10.34	287.6	14.3	110.6	152.4	12.00	8.707	265.4	12.1
	48.00	133.7	129.1	12.00	12.42	320.8	17.7	125.9	141.3	12.00	10.68	302.1	15.8	116.2	154.7	12.00	9.009	278.8	13.4
ACMR5130	40.00	129.0	132.6	18.00	11.66	309.6	17.1	121.8	145.4	18.00	10.04	292.2	15.3	112.5	160.2	18.00	8.423	269.90	13.1
	42.00	133.3	133.4	18.00	11.98	319.8	18.3	126.0	146.3	18.00	10.33	302.4	16.3	116.4	161.1	18.00	8.664	279.2	14.0
	44.00	137.7	134.2	18.00	12.30	330.3	19.5	130.3	147.2	18.00	10.62	312.9	17.4	120.3	162.1	18.00	8.906	288.7	14.9
	45.00	140.1	134.6	18.00	12.48	336.2	20.2	132.7	147.8	18.00	10.77	318.5	18.1	122.5	162.6	18.00	9.035	293.9	15.5
	48.00	147.6	136.2	18.00	12.99	354.1	22.3	139.8	149.4	18.00	11.21	335.4	20.1	129.0	164.4	18.00	9.415	309.5	17.1

Table 7

Legend

LWT Evaporator Leaving Water Temperature.
EER Energy Efficiency Ratio.

WFR Evaporator Water flow rate.
WPD Evaporator Water Pressure Drop.

Notes:

- Capacity ratings are based on with following condition. Evaporator Water Temperature Change: 10.00°F Evaporator Fouling Factor: 0.000100 h ft²·°F/Btu .
- Power input mentioned in this page should not be used for cable or fuse selection. MCA and MFA values given in the electrical data pages (42 to 46) should be referred for the same.



CAPACITY RATINGS - 50. Hz (IP)

Model	LWT	Condenser Entering Air Dry Bulb °F																	
		115.0						118.4						125.0					
		Capacity	Total Power	Fan Power	EER	WFR	WPD	Capacity	Total Power	Fan Power	EER	WFR	WPD	Capacity	Total Power	Fan Power	EER	WFR	WPD
		°F	ton _R	kW	kW	Btu / W.h	gpm	ft H ₂ O	ton _R	kW	kW	Btu / W.h	gpm	ft H ₂ O	ton _R	kW	kW	Btu / W.h	gpm
ACMR5060	40.00	49.02	81.18	9.000	7.245	117.6	5.60	47.45	83.81	9.000	6.793	113.8	5.10	44.31	89.16	9.000	5.963	106.3	4.20
	42.00	50.92	81.83	9.000	7.466	122.2	6.30	49.28	84.48	9.000	7.000	118.2	5.70	46.03	89.88	9.000	6.144	110.4	4.70
	44.00	52.66	82.44	9.000	7.664	126.3	6.80	50.97	85.10	9.000	7.187	122.3	6.30	47.63	90.54	9.000	6.311	114.3	5.20
	45.00	53.51	82.74	9.000	7.759	128.4	7.10	51.80	85.40	9.000	7.277	124.3	6.60	48.40	90.85	9.000	6.392	116.1	5.40
	48.00	56.27	83.73	9.000	8.064	135.0	8.10	54.49	86.38	9.000	7.568	130.7	7.40	50.94	91.84	9.000	6.656	122.2	6.30
ACMR5070	40.00	55.71	96.57	9.000	6.922	133.6	8.60	53.86	100.0	9.000	6.457	129.2	8.10	50.21	107.3	9.000	5.611	120.5	7.30
	42.00	57.56	97.16	9.000	7.109	138.1	9.10	55.64	100.6	9.000	6.631	133.5	8.50	51.83	107.9	9.000	5.763	124.4	7.60
	44.00	59.58	97.80	9.000	7.310	143.0	9.60	57.59	101.3	9.000	6.821	138.2	9.10	53.63	108.5	9.000	5.930	128.7	8.00
	45.00	60.65	98.15	9.000	7.415	145.5	9.90	58.62	101.6	9.000	6.920	140.6	9.40	54.60	108.8	9.000	6.019	131.0	8.30
	48.00	63.82	99.17	9.000	7.722	153.1	10.9	61.70	102.6	9.000	7.212	148.0	10.3	57.50	109.8	9.000	6.282	137.9	9.00
ACMR5075	40.00	59.45	105.2	9.000	6.774	142.6	9.60	57.45	108.9	9.000	6.324	137.8	9.00	53.49	116.6	9.000	5.504	128.3	8.00
	42.00	61.29	105.9	9.000	6.940	147.1	10.1	59.22	109.6	9.000	6.478	142.1	9.50	55.11	117.2	9.000	5.638	132.2	8.40
	44.00	63.36	106.7	9.000	7.122	152.0	10.8	61.21	110.4	9.000	6.649	146.9	10.1	56.95	118.0	9.000	5.788	136.6	8.90
	45.00	64.48	107.1	9.000	7.220	154.7	11.1	62.29	110.8	9.000	6.742	149.5	10.4	57.96	118.4	9.000	5.870	139.1	9.20
	48.00	67.84	108.4	9.000	7.508	162.8	12.3	65.55	112.1	9.000	7.015	157.3	11.5	61.03	119.7	9.000	6.116	146.4	10.1
ACMR5085	40.00	63.53	112.9	9.000	6.750	152.4	10.8	61.37	116.7	9.000	6.308	147.2	10.2	57.09	124.5	9.000	5.500	137.0	8.90
	42.00	65.35	113.6	9.000	6.900	156.8	11.4	63.13	117.5	9.000	6.446	151.5	10.7	58.71	125.3	9.000	5.619	140.8	9.40
	44.00	67.46	114.4	9.000	7.069	161.8	12.1	65.15	118.3	9.000	6.604	156.3	11.4	60.58	126.2	9.000	5.766	145.3	9.90
	45.00	68.63	114.9	9.000	7.163	164.7	12.5	66.29	118.8	9.000	6.692	159.0	11.7	61.65	126.7	9.000	5.834	147.9	10.2
	48.00	72.24	116.4	9.000	7.444	173.3	13.9	69.80	120.3	9.000	6.959	167.5	13.0	64.95	128.3	9.000	6.074	155.8	11.3
ACMR5090	40.00	70.33	123.1	9.000	6.852	168.7	6.80	67.95	127.2	9.000	6.409	163.0	6.40	63.24	135.4	9.000	5.600	151.7	5.80
	42.00	72.92	124.3	9.000	7.036	175.0	7.20	70.46	128.4	9.000	6.582	169.1	6.80	65.58	136.8	9.000	5.751	157.3	6.10
	44.00	75.38	125.4	9.000	7.208	180.9	7.60	72.85	129.6	9.000	6.744	174.8	7.10	67.83	138.0	9.000	5.896	162.8	6.40
	45.00	76.61	126.0	9.000	7.292	183.8	7.80	74.04	130.1	9.000	6.824	177.7	7.30	68.95	138.6	9.000	5.968	165.4	6.60
	48.00	80.42	127.7	9.000	7.551	193.0	8.40	77.74	131.9	9.000	7.071	186.5	8.00	72.43	140.3	9.000	6.192	173.8	7.10
ACMR5095	40.00	75.10	129.0	12.00	6.984	180.2	7.30	72.63	133.7	12.00	6.517	174.3	6.80	67.75	143.4	12.00	5.667	162.5	5.80
	42.00	77.78	129.8	12.00	7.186	186.6	7.80	75.20	134.5	12.00	6.705	180.4	7.30	70.09	144.2	12.00	5.831	168.2	6.30
	44.00	80.54	130.7	12.00	7.391	193.2	8.40	77.87	135.4	12.00	6.899	186.8	7.80	72.58	145.0	12.00	6.004	174.1	6.80
	45.00	81.91	131.1	12.00	7.491	196.5	8.70	79.19	135.8	12.00	6.994	190.0	8.10	73.82	145.4	12.00	6.089	177.1	7.00
	48.00	86.24	132.6	12.00	7.804	206.9	9.60	83.40	137.2	12.00	7.291	200.1	9.00	77.78	146.8	12.00	6.358	186.6	7.80
ACMR5110	40.00	82.87	146.7	12.00	6.777	198.8	8.90	80.09	151.7	12.00	6.331	192.2	8.30	74.57	162.1	12.00	5.518	178.9	7.10
	42.00	85.46	147.7	12.00	6.940	205.0	9.40	82.56	152.8	12.00	6.482	198.1	8.80	76.83	163.2	12.00	5.648	184.3	7.60
	44.00	88.41	148.9	12.00	7.123	212.1	10.1	85.42	154.0	12.00	6.655	205.0	9.40	79.51	164.4	12.00	5.800	190.8	8.20
	45.00	89.86	149.5	12.00	7.212	215.6	10.5	86.83	154.6	12.00	6.739	208.4	9.80	80.83	165.0	12.00	5.876	193.9	8.40
	48.00	94.55	151.4	12.00	7.493	226.9	11.6	91.38	156.5	12.00	7.006	219.3	10.8	85.11	166.9	12.00	6.117	204.2	9.40
ACMR5120	40.00	92.91	163.8	12.00	6.805	222.9	8.30	89.76	169.2	12.00	6.365	215.4	7.60	83.50	180.1	12.00	5.561	200.4	6.40
	42.00	96.05	165.2	12.00	6.974	230.5	8.90	92.79	170.7	12.00	6.522	222.7	8.20	86.32	181.8	12.00	5.697	207.1	6.90
	44.00	99.31	166.7	12.00	7.146	238.3	9.60	95.96	172.2	12.00	6.684	230.3	8.90	89.30	183.4	12.00	5.841	214.3	7.50
	45.00	100.9	167.5	12.00	7.230	242.2	10.0	97.54	173.0	12.00	6.764	234.0	9.20	90.78	184.2	12.00	5.912	217.8	7.80
	48.00	106.1	169.8	12.00	7.494	254.6	11.1	102.6	175.3	12.00	7.016	246.1	10.3	95.50	186.6	12.00	6.139	229.1	8.80
ACMR5130	40.00	102.8	177.3	18.00	6.957	246.7	11.0	99.4	183.6	18.00	6.495	238.6	10.3	92.73	196.7	18.00	5.656	222.5	9.10
	42.00	106.3	178.2	18.00	7.155	255.0	11.7	102.8	184.5	18.00	6.679	246.6	11.0	95.76	197.6	18.00	5.813	229.8	9.60
	44.00	109.9	179.2	18.00	7.355	263.6	12.5	106.2	185.5	18.00	6.866	254.8	11.7	98.91	198.6	18.00	5.975	237.3	10.2
	45.00	111.9	179.8	18.00	7.464	268.4	12.9	108.1	186.1	18.00	6.969	259.4	12.1	100.7	199.1	18.00	6.065	241.6	10.5
	48.00	117.8	181.5	18.00	7.787	282.7	14.3	113.9	187.8	18.00	7.273	273.3	13.4	106.1	200.8	18.00	6.337	254.6	11.7

Table 8

Legend

LWT Evaporator Leaving Water Temperature.
EER Energy Efficiency Ratio.

WFR Evaporator Water flow rate.
WPD Evaporator Water Pressure Drop.

Notes:

- Capacity ratings are based on with following condition. Evaporator Water Temperature Change: 10.00°F Evaporator Fouling Factor: 0.000100 h ft²·°F/Btu .
- Power input mentioned in this page should not be used for cable or fuse selection. MCA and MFA values given in the electrical data pages (42 to 46) should be referred for the same.

CAPACITY RATINGS - 50. Hz (IP)

Model	LWT °F	Condenser Entering Air Dry Bulb °F																	
		85.0						95.0						105.0					
		Capacity ton _R	Total Power kW	Fan Power kW	EER Btu / W.h	WFR gpm	WPD ft H ₂ O	Capacity ton _R	Total Power kW	Fan Power kW	EER Btu / W.h	WFR gpm	WPD ft H ₂ O	Capacity ton _R	Total Power kW	Fan Power kW	EER Btu / W.h	WFR gpm	WPD ft H ₂ O
ACMR5140	40.00	136.6	143.3	18.00	11.43	327.9	19.2	129.0	157.1	18.00	9.851	309.6	17.1	119.0	173.3	18.00	8.239	285.6	14.6
	42.00	141.0	144.0	18.00	11.74	338.2	20.4	133.3	158.1	18.00	10.11	319.9	18.3	122.9	174.4	18.00	8.456	295.0	15.6
	44.00	145.4	144.8	18.00	12.04	348.8	21.7	137.7	159.2	18.00	10.38	330.6	19.5	127.0	175.6	18.00	8.674	304.6	16.6
	45.00	147.9	145.3	18.00	12.21	354.9	22.4	140.2	159.8	18.00	10.52	336.4	20.2	129.2	176.2	18.00	8.795	310.0	17.2
	48.00	155.8	147.0	18.00	12.71	373.9	24.8	147.6	161.8	18.00	10.94	354.2	22.3	136.0	178.2	18.00	9.155	326.4	19.0
ACMR5155	40.00	151.6	157.7	18.00	11.53	363.8	11.8	142.5	173.2	18.00	9.870	341.9	10.5	131.6	190.8	18.00	8.273	315.8	9.00
	42.00	156.1	158.8	18.00	11.79	374.6	12.5	147.1	174.5	18.00	10.11	353.0	11.2	136.8	192.2	18.00	8.475	325.8	9.60
	44.00	161.6	160.3	18.00	12.09	387.7	13.4	152.2	176.0	18.00	10.38	365.4	11.9	140.5	193.8	18.00	8.699	337.2	10.2
	45.00	164.2	161.0	18.00	12.23	394.1	13.8	154.8	176.8	18.00	10.50	371.5	12.3	142.9	194.6	18.00	8.808	342.8	10.6
	48.00	173.0	163.4	18.00	12.69	415.2	15.3	162.9	179.4	18.00	10.89	391.0	13.6	150.4	197.2	18.00	9.150	360.9	11.7
ACMR5165	40.00	162.5	169.9	18.00	11.47	390.0	13.6	152.9	186.7	18.00	9.822	366.8	12.0	141.2	205.4	18.00	8.246	338.8	10.3
	42.00	166.8	171.2	18.00	11.68	400.2	14.3	157.3	188.0	18.00	10.03	377.4	12.7	145.2	206.8	18.00	8.422	348.4	10.9
	44.00	172.3	172.8	18.00	11.96	413.5	15.2	162.6	189.8	18.00	10.28	390.4	13.5	150.1	208.5	18.00	8.637	360.3	11.6
	45.00	175.2	173.7	18.00	12.10	420.4	15.7	165.3	190.6	18.00	10.40	396.7	14.0	152.6	209.4	18.00	8.740	366.1	12.0
	48.00	184.6	176.5	18.00	12.54	442.9	17.4	174.0	193.6	18.00	10.78	417.6	15.5	160.7	212.4	18.00	9.074	385.5	13.3
ACMR5180	40.00	174.7	184.8	18.00	11.34	419.2	15.2	164.9	203.2	18.00	9.734	395.6	13.6	152.1	223.1	18.00	8.175	364.9	11.7
	42.00	180.6	186.8	18.00	11.59	433.3	16.2	170.4	205.1	18.00	9.966	408.9	14.4	157.2	225.1	18.00	8.376	377.1	12.4
	44.00	186.5	188.8	18.00	11.85	447.6	17.3	176.0	207.2	18.00	10.20	422.6	15.4	162.4	227.2	18.00	8.576	389.7	13.2
	45.00	189.7	189.9	18.00	11.98	455.2	17.9	179.1	208.3	18.00	10.31	429.7	15.9	166.2	228.3	18.00	8.679	396.4	13.6
	48.00	199.2	193.2	18.00	12.37	478.0	19.7	188.0	211.7	18.00	10.65	451.2	17.6	173.4	231.7	18.00	8.978	416.2	15.0
ACMR5190	40.00	189.1	192.2	24.00	11.80	453.8	11.6	177.8	210.8	24.00	10.11	426.7	10.2	164.3	232.7	24.00	8.470	394.2	8.70
	42.00	195.8	193.4	24.00	12.14	469.8	12.4	184.4	212.5	24.00	10.41	442.6	11.0	170.3	234.4	24.00	8.715	408.6	9.40
	44.00	202.7	194.9	24.00	12.47	486.5	13.3	190.9	214.2	24.00	10.70	458.3	11.7	176.3	236.2	24.00	8.966	423.1	10.1
	45.00	206.2	195.7	24.00	12.64	494.8	13.7	194.2	215.0	24.00	10.83	466.0	12.2	179.3	237.1	24.00	9.074	430.3	10.4
	48.00	217.1	198.3	24.00	13.13	521.0	15.2	204.4	217.8	24.00	11.25	490.4	13.5	188.7	239.9	24.00	9.437	452.9	11.5
ACMR5205	40.00	199.2	205.8	24.00	11.61	478.0	12.8	187.3	226.0	24.00	9.95	449.6	11.3	173.0	249.1	24.00	8.334	415.2	9.70
	42.00	205.7	207.3	24.00	11.90	493.6	13.6	193.9	227.8	24.00	10.21	465.2	12.1	179.0	251.0	24.00	8.554	429.4	10.4
	44.00	212.9	209.1	24.00	12.21	510.9	14.6	200.6	229.7	24.00	10.48	481.5	12.9	185.2	253.0	24.00	8.782	444.4	11.1
	45.00	216.5	210.0	24.00	12.36	519.4	15.1	204.0	230.7	24.00	10.60	489.5	13.4	188.3	254.0	24.00	8.893	451.8	11.5
	48.00	227.8	213.1	24.00	12.82	546.7	16.6	214.6	234.0	24.00	11.00	514.9	14.8	198.1	257.3	24.00	9.236	475.4	12.7
ACMR5215	40.00	209.1	219.6	24.00	11.42	501.7	14.1	196.6	241.3	24.00	9.776	471.9	12.5	181.5	265.7	24.00	8.196	435.7	10.7
	42.00	215.4	221.4	24.00	11.67	516.8	14.9	203.0	243.3	24.00	10.01	487.2	13.3	187.3	267.7	24.00	8.395	449.5	11.3
	44.00	222.8	223.5	24.00	11.95	534.6	15.9	210.0	245.5	24.00	10.26	504.1	14.2	193.8	270.0	24.00	8.610	465.0	12.1
	45.00	226.4	224.6	24.00	12.09	543.4	16.5	213.5	246.6	24.00	10.38	512.3	14.7	197.0	271.2	24.00	8.714	472.6	12.5
	48.00	238.2	228.2	24.00	12.52	571.7	18.1	224.5	250.3	24.00	10.75	538.6	16.2	207.1	274.9	24.00	9.040	497.1	13.8
ACMR5230	40.00	223.2	235.1	24.00	11.38	535.7	12.3	209.8	258.3	24.00	9.744	503.4	10.8	193.6	284.0	24.00	8.180	464.7	9.10
	42.00	230.9	237.6	24.00	11.65	554.2	13.2	217.4	260.9	24.00	10.00	521.6	11.7	200.6	286.6	24.00	8.395	481.3	9.80
	44.00	238.8	240.2	24.00	11.92	573.0	14.2	224.7	263.5	24.00	10.23	539.4	12.5	207.4	289.3	24.00	8.600	497.6	10.6
	45.00	242.7	241.5	24.00	12.05	582.4	14.6	228.4	264.8	24.00	10.34	548.2	12.9	210.8	290.7	24.00	8.701	505.8	10.9
	48.00	255.0	245.6	24.00	12.45	612.0	16.2	239.9	269.1	24.00	10.69	575.6	14.3	221.4	295.0	24.00	9.005	531.3	12.1
ACMR5240	40.00	234.6	246.9	24.00	11.39	563.0	13.7	220.6	271.2	24.00	9.758	529.3	12.0	203.7	297.9	24.00	8.203	488.7	10.2
	42.00	242.2	249.5	24.00	11.64	581.3	14.6	228.2	273.8	24.00	10.00	547.6	12.9	210.6	300.5	24.00	8.406	505.3	10.9
	44.00	250.3	252.3	24.00	11.90	600.8	15.6	235.8	276.6	24.00	10.23	566.0	13.8	217.7	303.4	24.00	8.608	522.4	11.7
	45.00	254.4	253.7	24.00	12.03	610.5	16.1	239.7	278.1	24.00	10.34	575.2	14.3	221.2	304.8	24.00	8.707	530.9	12.1
	48.00	267.4	258.2	24.00	12.42	641.7	17.7	251.8	282.7	24.00	10.68	604.2	15.8	232.4	309.5	24.00	9.009	557.7	13.4

Table 9

Legend

LWT Evaporator Leaving Water Temperature.
EER Energy Efficiency Ratio.

WFR Evaporator Water flow rate.
WPD Evaporator Water Pressure Drop.

Notes:

- Capacity ratings are based on with following condition. Evaporator Water Temperature Change: 10.00°F Evaporator Fouling Factor: 0.000100 h ft²·°F/Btu .
- Power input mentioned in this page should not be used for cable or fuse selection. MCA and MFA values given in the electrical data pages (42 to 46) should be referred for the same.



CAPACITY RATINGS - 50. Hz (IP)

Model	LWT	Condenser Entering Air Dry Bulb °F																	
		115.0						118.4						125.0					
		Capacity	Total Power	Fan Power	EER	WFR	WPD	Capacity	Total Power	Fan Power	EER	WFR	WPD	Capacity	Total Power	Fan Power	EER	WFR	WPD
°F	ton _R	kW	kW	Btu / W.h	gpm	ft H ₂ O	ton _R	kW	kW	Btu / W.h	gpm	ft H ₂ O	ton _R	kW	kW	Btu / W.h	gpm	ft H ₂ O	
ACMR5140	40.00	108.7	192.2	18.00	6.783	260.8	12.2	105.1	199.3	18.00	6.325	252.1	11.4	97.94	213.9	18.00	5.493	235.0	10.0
	42.00	112.2	193.3	18.00	6.961	269.2	13.0	108.4	200.4	18.00	6.490	260.1	12.2	101.0	214.9	18.00	5.635	242.2	10.6
	44.00	115.8	194.5	18.00	7.140	277.8	13.8	111.8	201.5	18.00	6.658	268.3	12.9	104.0	215.9	18.00	5.780	249.6	11.2
	45.00	117.8	195.1	18.00	7.241	282.6	14.3	113.8	202.1	18.00	6.753	273.0	13.4	105.8	216.5	18.00	5.864	254.0	11.6
	48.00	124.1	197.1	18.00	7.549	297.7	15.8	119.8	204.1	18.00	7.044	287.6	14.8	111.5	218.4	18.00	6.125	267.6	12.8
ACMR5155	40.00	120.3	211.0	18.00	6.835	288.5	7.60	116.3	218.5	18.00	6.383	279.0	7.20	108.3	233.7	18.00	5.560	260.0	6.30
	42.00	124.0	212.4	18.00	7.001	297.5	8.10	119.8	219.8	18.00	6.537	287.5	7.60	111.6	235.1	18.00	5.692	267.7	6.70
	44.00	128.3	214.0	18.00	7.191	307.8	8.60	124.0	221.5	18.00	6.716	297.5	8.10	115.5	236.7	18.00	5.851	277.1	7.10
	45.00	130.4	214.8	18.00	7.283	313.0	8.90	126.1	222.3	18.00	6.803	302.5	8.30	117.4	237.5	18.00	5.929	281.7	7.30
	48.00	137.4	217.4	18.00	7.580	329.7	9.80	132.8	224.9	18.00	7.085	318.7	9.20	123.8	240.1	18.00	6.184	297.0	8.00
ACMR5165	40.00	129.0	226.6	18.00	6.829	309.5	8.70	124.7	234.3	18.00	6.384	299.1	8.20	116.1	250.0	18.00	5.571	278.6	7.20
	42.00	132.5	228.0	18.00	6.973	318.0	9.10	128.0	235.7	18.00	6.516	307.2	8.60	119.2	251.5	18.00	5.683	285.9	7.50
	44.00	137.0	229.8	18.00	7.154	328.8	9.70	132.4	237.6	18.00	6.686	317.8	9.10	123.3	253.5	18.00	5.833	295.8	8.00
	45.00	139.3	230.7	18.00	7.242	334.2	10.1	134.6	238.5	18.00	6.769	323.0	9.40	125.3	254.5	18.00	5.907	300.7	8.20
	48.00	146.7	233.7	18.00	7.530	352.1	11.1	141.8	241.6	18.00	7.043	340.3	10.4	132.1	257.6	18.00	6.153	317.0	9.10
ACMR5180	40.00	138.6	245.3	18.00	6.776	332.5	10.0	133.8	253.4	18.00	6.336	321.1	9.50	124.3	269.6	18.00	5.532	298.4	8.60
	42.00	143.3	247.5	18.00	6.946	343.8	10.5	138.4	255.6	18.00	6.495	332.1	10.0	128.7	272.2	18.00	5.671	308.8	9.00
	44.00	148.1	249.7	18.00	7.115	355.4	11.1	143.0	257.9	18.00	6.654	343.2	10.5	133.0	274.6	18.00	5.811	319.2	9.40
	45.00	150.6	250.9	18.00	7.204	361.5	11.5	145.5	259.1	18.00	6.738	349.2	10.8	135.4	275.9	18.00	5.886	324.8	9.60
	48.00	158.2	254.3	18.00	7.463	379.7	12.5	152.9	262.6	18.00	6.984	366.8	11.8	142.2	279.4	18.00	6.107	341.3	10.4
ACMR5190	40.00	150.2	258.0	24.00	6.984	360.4	7.30	145.3	267.4	24.00	6.517	348.6	6.80	135.5	286.8	24.00	5.667	325.1	5.80
	42.00	155.6	259.7	24.00	7.186	373.3	7.80	150.4	269.1	24.00	6.705	360.9	7.30	140.2	288.4	24.00	5.831	336.4	6.30
	44.00	161.1	261.5	24.00	7.391	386.5	8.40	155.7	270.8	24.00	6.899	373.7	7.80	145.2	290.1	24.00	6.004	348.3	6.80
	45.00	163.8	262.3	24.00	7.491	393.1	8.70	158.4	271.7	24.00	6.994	380.1	8.10	147.6	290.9	24.00	6.089	354.3	7.00
	48.00	172.5	265.2	24.00	7.804	413.9	9.60	166.8	274.5	24.00	7.291	400.3	9.00	155.6	293.6	24.00	6.358	373.3	7.80
ACMR5205	40.00	158.1	275.6	24.00	6.881	379.4	8.10	152.9	285.4	24.00	6.425	366.8	7.50	142.5	305.5	24.00	5.593	341.8	6.50
	42.00	163.4	277.5	24.00	7.063	392.1	8.60	157.9	287.3	24.00	6.594	378.9	8.00	147.1	307.4	24.00	5.740	352.9	6.90
	44.00	169.1	279.6	24.00	7.257	405.8	9.20	163.5	289.3	24.00	6.777	392.2	8.60	152.2	309.4	24.00	5.903	365.3	7.50
	45.00	171.9	280.6	24.00	7.351	412.6	9.60	166.2	290.4	24.00	6.866	398.8	8.90	154.8	310.4	24.00	5.983	371.5	7.70
	48.00	181.0	283.9	24.00	7.648	434.3	10.6	175.0	293.6	24.00	7.149	419.8	9.90	163.1	313.6	24.00	6.238	391.3	8.60
ACMR5215	40.00	165.7	293.4	24.00	6.777	397.7	8.90	160.2	303.5	24.00	6.331	384.4	8.30	149.1	324.3	24.00	5.518	357.9	7.10
	42.00	170.9	295.5	24.00	6.940	410.1	9.40	165.1	305.6	24.00	6.482	396.3	8.80	153.7	326.4	24.00	5.647	368.7	7.60
	44.00	176.8	297.8	24.00	7.123	424.3	10.1	170.9	308.0	24.00	6.655	410.0	9.40	159.0	328.9	24.00	5.800	381.6	8.20
	45.00	179.7	299.0	24.00	7.212	431.3	10.5	173.7	309.2	24.00	6.739	416.8	9.80	161.7	330.1	24.00	5.876	387.9	8.40
	48.00	189.1	302.8	24.00	7.493	453.8	11.6	182.8	313.0	24.00	7.006	438.6	10.8	170.2	333.9	24.00	6.117	408.5	9.40
ACMR5230	40.00	176.7	312.9	24.00	6.775	424.0	7.30	170.7	323.4	24.00	6.332	409.6	6.70	158.8	344.9	24.00	5.525	381.2	5.60
	42.00	183.0	315.7	24.00	6.953	439.0	8.00	176.8	326.3	24.00	6.500	424.2	7.30	164.5	347.9	24.00	5.671	394.6	6.10
	44.00	189.2	318.4	24.00	7.129	454.1	8.60	182.8	329.1	24.00	6.665	438.7	8.00	170.2	350.9	24.00	5.818	408.3	6.70
	45.00	192.4	319.8	24.00	7.215	461.6	8.90	185.9	330.5	24.00	6.747	446.0	8.30	173.0	352.3	24.00	5.892	415.1	7.00
	48.00	202.1	324.1	24.00	7.481	485.0	10.0	195.3	334.8	24.00	6.999	468.6	9.30	182.0	356.6	24.00	6.122	436.6	7.90
ACMR5240	40.00	185.8	327.6	24.00	6.805	445.9	8.30	179.5	338.4	24.00	6.365	430.8	7.60	167.0	360.3	24.00	5.561	400.8	6.40
	42.00	192.1	330.5	24.00	6.974	461.0	8.90	185.6	341.4	24.00	6.522	445.4	8.20	172.7	363.6	24.00	5.697	414.3	6.90
	44.00	198.6	333.5	24.00	7.146	476.7	9.60	191.9	344.5	24.00	6.684	460.6	8.90	178.6	366.9	24.00	5.841	428.6	7.50
	45.00	201.9	335.0	24.00	7.230	484.5	10.0	195.1	346.0	24.00	6.764	468.1	9.20	181.6	368.4	24.00	5.912	435.7	7.80
	48.00	212.2	339.7	24.00	7.494	509.2	11.1	205.1	350.7	24.00	7.016	492.2	10.3	191.0	373.2	24.00	6.140	458.4	8.80

Table 10

Legend

LWT Evaporator Leaving Water Temperature.
EER Energy Efficiency Ratio.

WFR Evaporator Water flow rate.
WPD Evaporator Water Pressure Drop.

Notes:

- Capacity ratings are based on with following condition. Evaporator Water Temperature Change: 10.00°F Evaporator Fouling Factor: 0.000100 h ft²·°F/Btu .
- Power input mentioned in this page should not be used for cable or fuse selection. MCA and MFA values given in the electrical data pages (42 to 46) should be referred for the same.

CAPACITY RATINGS - 60. Hz (IP)

Model	LWT °F	Condenser Entering Air Dry Bulb °F																	
		85.0						95.0						105.0					
		Capacity ton _R	Total Power kW	Fan Power kW	EER Btu / W.h	WFR gpm	WPD ft H ₂ O	Capacity ton _R	Total Power kW	Fan Power kW	EER Btu / W.h	WFR gpm	WPD ft H ₂ O	Capacity ton _R	Total Power kW	Fan Power kW	EER Btu / W.h	WFR gpm	WPD ft H ₂ O
ACMR6010	40.00	9.420	10.04	1.500	11.24	22.59	6.80	8.800	11.16	1.500	9.448	21.10	6.10	8.040	12.43	1.500	7.753	19.28	5.30
	42.00	9.790	10.13	1.500	11.58	23.49	7.30	9.140	11.26	1.500	9.734	21.92	6.50	8.350	12.52	1.500	8.001	20.04	5.60
	44.00	10.08	10.21	1.500	11.85	24.20	7.70	9.407	11.33	1.500	9.960	22.60	6.83	8.610	12.60	1.500	8.195	20.65	5.90
	45.00	10.22	10.24	1.500	11.96	24.51	7.90	9.530	11.36	1.500	10.05	22.87	7.00	8.720	12.63	1.500	8.282	20.92	6.00
	48.00	10.55	10.32	1.500	12.26	25.32	8.30	9.840	11.45	1.500	10.31	23.61	7.40	9.010	12.72	1.500	8.502	21.63	6.40
ACMR6014	40.00	13.93	15.48	2.800	10.79	33.42	8.60	13.07	16.88	2.800	9.291	31.37	7.70	12.05	18.42	2.800	7.844	28.90	6.70
	42.00	14.44	15.63	2.800	11.08	34.64	9.20	13.55	17.04	2.800	9.538	32.51	8.20	12.49	18.59	2.800	8.061	29.97	7.10
	44.00	14.93	15.77	2.800	11.35	35.82	9.80	14.01	17.20	2.800	9.770	33.60	8.71	12.92	18.75	2.800	8.268	31.00	7.50
	45.00	15.16	15.83	2.800	11.48	36.37	10.0	14.22	17.27	2.800	9.882	34.13	9.00	13.12	18.82	2.800	8.363	31.48	7.70
	48.00	15.76	16.00	2.800	11.81	37.81	10.8	14.79	17.45	2.800	10.16	35.49	9.60	13.64	19.01	2.800	8.611	32.74	8.30
ACMR6018	40.00	17.42	18.94	2.800	11.03	41.79	10.3	16.40	20.61	2.800	9.546	39.36	9.10	15.13	22.55	2.800	8.048	36.31	7.80
	42.00	17.94	19.09	2.800	11.27	43.06	10.9	16.91	20.78	2.800	9.762	40.57	9.70	15.60	22.73	2.800	8.236	37.44	8.30
	44.00	18.65	19.29	2.800	11.59	44.74	11.7	17.57	21.00	2.800	10.04	42.20	10.4	16.22	22.95	2.800	8.479	38.93	9.00
	45.00	19.00	19.39	2.800	11.75	45.60	12.2	17.91	21.11	2.800	10.17	42.98	10.9	16.54	23.07	2.800	8.599	39.68	9.30
	48.00	20.11	19.70	2.800	12.24	48.25	13.6	19.03	21.49	2.800	10.62	45.66	12.2	17.55	23.45	2.800	8.978	42.11	10.4
ACMR6022	40.00	22.06	24.01	2.800	11.02	52.95	10.7	20.73	26.32	2.800	9.449	49.74	9.50	19.14	28.82	2.800	7.965	45.92	8.10
	42.00	22.78	24.24	2.800	11.27	54.66	11.4	21.41	26.58	2.800	9.666	51.39	10.1	19.77	29.07	2.800	8.156	47.43	8.60
	44.00	23.59	24.51	2.800	11.54	56.62	12.2	22.17	26.85	2.800	9.910	53.20	10.8	20.47	29.35	2.800	8.368	49.13	9.20
	45.00	23.97	24.64	2.800	11.67	57.53	12.6	22.52	26.97	2.800	10.01	54.05	11.1	20.80	29.48	2.800	8.463	49.90	9.50
	48.00	25.24	25.04	2.800	12.09	60.56	14.0	23.74	27.41	2.800	10.39	56.98	12.4	21.91	29.94	2.800	8.780	52.58	10.6
ACMR6028	40.00	27.90	30.76	6.000	10.87	66.94	9.00	26.20	33.48	6.000	9.388	62.87	8.00	24.18	36.52	6.000	7.944	58.03	6.90
	42.00	29.08	31.06	6.000	11.23	69.78	9.70	27.29	33.82	6.000	9.682	65.50	8.60	25.20	36.87	6.000	8.201	60.48	7.40
	44.00	30.09	31.32	6.000	11.52	72.21	10.3	28.24	34.11	6.000	9.930	67.80	9.19	26.09	37.17	6.000	8.421	62.62	7.90
	45.00	30.61	31.45	6.000	11.67	73.46	10.7	28.74	34.26	6.000	10.06	68.97	9.50	26.55	37.33	6.000	8.534	63.72	8.20
	48.00	32.12	31.83	6.000	12.11	77.09	11.7	30.16	34.68	6.000	10.43	72.37	10.4	27.87	37.76	6.000	8.855	66.89	9.00
ACMR6035	40.00	35.45	38.52	6.000	11.04	85.08	8.10	33.20	41.83	6.000	9.522	79.67	7.10	30.68	45.75	6.000	8.047	73.64	6.10
	42.00	37.14	39.00	6.000	11.42	89.13	8.90	34.83	42.37	6.000	9.863	83.59	7.80	32.20	46.31	6.000	8.342	77.27	6.70
	44.00	38.49	39.39	6.000	11.72	92.36	9.50	36.08	42.79	6.000	10.12	86.60	8.40	33.36	46.74	6.000	8.563	80.07	7.20
	45.00	39.22	39.60	6.000	11.88	94.12	9.90	36.79	43.03	6.000	10.25	88.28	8.70	34.02	46.99	6.000	8.686	81.64	7.50
	48.00	41.34	40.22	6.000	12.33	99.22	10.9	38.79	43.72	6.000	10.64	93.10	9.70	35.88	47.70	6.000	9.026	86.12	8.30
ACMR6045	40.00	46.39	50.06	8.000	11.12	111.3	10.3	43.26	55.22	8.000	9.399	103.8	9.00	39.60	61.03	8.000	7.786	95.03	7.60
	42.00	48.36	50.56	8.000	11.47	116.0	11.2	45.17	55.74	8.000	9.723	108.4	9.80	41.34	61.54	8.000	8.059	99.21	8.30
	44.00	50.15	51.02	8.000	11.79	120.3	12.0	46.81	56.20	8.000	10.00	112.4	10.4	42.86	62.01	8.000	8.293	102.8	8.90
	45.00	51.05	51.26	8.000	11.95	122.5	12.4	47.69	56.44	8.000	10.13	114.4	10.9	43.66	62.26	8.000	8.414	104.7	9.20
	48.00	53.73	51.98	8.000	12.40	128.9	13.6	50.21	57.18	8.000	10.53	120.4	12.0	45.98	63.00	8.000	8.756	110.3	10.1
ACMR6055	40.00	53.96	59.80	8.000	10.82	129.5	10.2	50.45	65.47	8.000	9.246	121.0	8.90	46.41	71.76	8.000	7.760	111.3	7.60
	42.00	56.18	60.53	8.000	11.13	134.8	11.0	52.61	66.30	8.000	9.521	126.2	9.70	48.41	72.59	8.000	8.001	116.1	8.30
	44.00	58.18	61.19	8.000	11.40	139.6	11.8	54.48	67.01	8.000	9.760	130.8	10.3	50.16	73.31	8.000	8.210	120.3	8.80
	45.00	59.22	61.53	8.000	11.55	142.1	12.2	55.46	67.38	8.000	9.877	133.1	10.8	51.06	73.67	8.000	8.317	122.5	9.20
	48.00	62.26	62.51	8.000	11.95	149.4	13.5	58.34	68.44	8.000	10.22	140.0	11.9	53.72	74.74	8.000	8.625	128.9	10.1
ACMR6060	40.00	59.39	62.28	12.00	11.44	142.5	9.10	56.06	67.75	12.000	9.93	134.5	8.00	52.05	73.88	12.00	8.452	124.9	6.60
	42.00	61.75	62.80	12.00	11.79	148.2	10.0	58.39	68.32	12.000	10.25	140.1	8.80	54.20	74.46	12.00	8.735	130.0	7.40
	44.00	63.87	63.29	12.00	12.10	153.2	10.7	60.38	68.81	12.00	10.53	144.9	9.48	56.08	74.96	12.00	8.977	134.5	8.00
	45.00	64.91	63.54	12.00	12.25	155.7	11.1	61.38	69.06	12.000	10.66	147.3	9.80	57.00	75.20	12.00	9.095	136.8	8.30
	48.00	68.26	64.36	12.00	12.72	163.8	12.4	64.51	69.85	12.000	11.08	154.8	11.0	59.94	76.00	12.00	9.464	143.8	9.30
ACMR6065	40.00	65.44	70.80	12.00	11.09	157.0	11.3	61.57	76.81	12.000	9.618	147.7	9.90	57.04	83.56	12.00	8.191	136.8	8.30
	42.00	67.83	71.39	12.00	11.40	162.7	12.2	63.96	77.45	12.000	9.909	153.5	10.8	59.23	84.20	12.00	8.440	142.1	9.10
	44.00	70.20	71.97	12.00	11.70	168.4	13.1	66.18	78.05	12.00	10.18	158.8	11.5	61.31	84.81	12.00	8.674	147.1	9.80
	45.00	71.33	72.25	12.00	11.84	171.1	13.5	67.26	78.34	12.000	10.30	161.4	12.0	62.30	85.10	12.00	8.785	149.5	10.2
	48.00	75.12	73.19	12.00	12.31	180.2	15.0	70.80	79.27	12.000	10.71	169.9	13.3	65.61	86.04	12.00	9.150	157.4	11.4

Table 11

Legend

LWT Evaporator Leaving Water Temperature. **WFR** Evaporator Water flow rate.
EER Energy Efficiency Ratio. **WPD** Evaporator Water Pressure Drop.

Notes:

- Capacity ratings are based on with following condition. Evaporator Water Temperature Change: 10.00°F Evaporator Fouling Factor: 0.000100 h ft²·°F/Btu .
- Power input mentioned in this page should not be used for cable or fuse selection. MCA and MFA values given in the electrical data pages (42 to 46) should be referred for the same.



CAPACITY RATINGS - 60. Hz (IP)

Model	LWT °F	Condenser Entering Air Dry Bulb °F																	
		115.0						118.4						125.0					
		Capacity ton _R	Total Power kW	Fan Power kW	EER Btu / W.h	WFR gpm	WPD ft H ₂ O	Capacity ton _R	Total Power kW	Fan Power kW	EER Btu / W.h	WFR gpm	WPD ft H ₂ O	Capacity ton _R	Total Power kW	Fan Power kW	EER Btu / W.h	WFR gpm	WPD ft H ₂ O
ACMR6010	40.00	7.220	13.86	1.500	6.251	17.33	4.50	6.930	14.38	1.500	5.781	16.63	4.30	6.350	15.44	1.500	4.935	15.25	3.80
	42.00	7.510	13.94	1.500	6.462	18.02	4.80	7.210	14.46	1.500	5.982	17.30	4.50	6.610	15.52	1.500	5.112	15.86	4.00
	44.00	7.740	14.01	1.500	6.629	18.58	5.00	7.440	14.53	1.500	6.140	17.85	4.70	6.820	15.58	1.500	5.252	16.37	4.20
	45.00	7.850	14.05	1.500	6.703	18.84	5.10	7.540	14.56	1.500	6.209	18.09	4.80	6.920	15.62	1.500	5.315	16.61	4.30
	48.00	8.130	14.14	1.500	6.892	19.50	5.40	7.810	14.66	1.500	6.390	18.74	5.10	7.180	15.72	1.500	5.476	17.22	4.50
ACMR6014	40.00	10.96	20.14	2.800	6.527	26.30	5.70	10.57	20.77	2.800	6.109	25.37	5.40	9.810	22.04	2.800	5.339	23.53	4.70
	42.00	11.37	20.30	2.800	6.722	27.29	6.00	10.98	20.92	2.800	6.298	26.35	5.70	10.20	22.17	2.800	5.518	24.47	5.00
	44.00	11.77	20.45	2.800	6.908	28.25	6.40	11.37	21.06	2.800	6.477	27.28	6.00	10.57	22.30	2.800	5.685	25.36	5.30
	45.00	11.96	20.52	2.800	6.992	28.69	6.60	11.55	21.13	2.800	6.558	27.71	6.20	10.74	22.36	2.800	5.761	25.77	5.50
	48.00	12.44	20.70	2.800	7.212	29.86	7.10	12.02	21.30	2.800	6.769	28.84	6.60	11.18	22.52	2.800	5.956	26.83	5.90
ACMR6018	40.00	13.83	24.84	2.800	6.680	33.19	6.60	13.38	25.70	2.800	6.246	32.11	6.20	12.49	27.47	2.800	5.453	29.96	5.50
	42.00	14.26	25.01	2.800	6.842	34.23	7.00	13.80	25.86	2.800	6.401	33.11	6.60	12.88	27.63	2.800	5.594	30.91	5.80
	44.00	14.84	25.23	2.800	7.053	35.60	7.50	14.35	26.08	2.800	6.602	34.44	7.10	13.40	27.84	2.800	5.775	32.16	6.20
	45.00	15.13	25.35	2.800	7.159	36.30	7.80	14.63	26.19	2.800	6.702	35.12	7.30	13.67	27.94	2.800	5.867	32.79	6.50
	48.00	16.04	25.71	2.800	7.483	38.48	8.80	15.51	26.54	2.800	7.009	37.21	8.20	14.41	28.24	2.800	6.123	34.59	7.10
ACMR6022	40.00	17.47	31.58	2.800	6.638	41.93	6.80	16.89	32.58	2.800	6.220	40.53	6.30	15.74	34.61	2.800	5.455	37.76	5.50
	42.00	18.05	31.81	2.800	6.807	43.32	7.20	17.45	32.80	2.800	6.383	41.87	6.70	16.26	34.79	2.800	5.606	39.01	5.90
	44.00	18.70	32.09	2.800	6.992	44.87	7.70	18.08	33.07	2.800	6.559	43.38	7.20	16.85	35.05	2.800	5.767	40.43	6.30
	45.00	19.00	32.22	2.800	7.074	45.59	8.00	18.37	33.20	2.800	6.637	44.08	7.50	17.12	35.19	2.800	5.838	41.09	6.50
	48.00	20.01	32.72	2.800	7.336	48.01	8.80	19.35	33.72	2.800	6.883	46.43	8.30	18.03	35.73	2.800	6.054	43.27	7.20
ACMR6028	40.00	22.04	39.92	6.000	6.622	52.88	5.80	21.28	41.17	6.000	6.201	51.06	5.40	19.76	43.70	6.000	5.424	47.41	4.70
	42.00	22.99	40.26	6.000	6.852	55.18	6.20	22.21	41.49	6.000	6.424	53.31	5.90	20.66	43.98	6.000	5.635	49.58	5.10
	44.00	23.82	40.55	6.000	7.049	57.17	6.70	23.02	41.77	6.000	6.613	55.25	6.30	21.43	44.24	6.000	5.812	51.42	5.50
	45.00	24.25	40.70	6.000	7.148	58.19	6.90	23.43	41.91	6.000	6.709	56.24	6.50	21.82	44.36	6.000	5.901	52.36	5.70
	48.00	25.47	41.12	6.000	7.432	61.12	7.60	24.62	42.32	6.000	6.981	59.09	7.10	22.94	44.74	6.000	6.152	55.06	6.20
ACMR6035	40.00	28.11	50.35	6.000	6.697	67.45	5.20	27.21	52.07	6.000	6.270	65.30	4.90	25.45	55.64	6.000	5.488	61.08	4.30
	42.00	29.49	50.90	6.000	6.952	70.78	5.70	28.55	52.61	6.000	6.512	68.52	5.30	26.70	56.15	6.000	5.706	64.08	4.70
	44.00	30.58	51.33	6.000	7.148	73.39	6.10	29.61	53.03	6.000	6.699	71.06	5.70	27.70	56.55	6.000	5.877	66.48	5.00
	45.00	31.17	51.57	6.000	7.254	74.81	6.30	30.18	53.26	6.000	6.800	72.44	5.90	28.24	56.76	6.000	5.969	67.76	5.20
	48.00	32.89	52.25	6.000	7.553	78.94	7.0	31.85	53.93	6.000	7.086	76.44	6.60	29.81	57.38	6.000	6.232	71.53	5.80
ACMR6045	40.00	35.67	67.53	8.000	6.337	85.59	6.30	34.26	69.89	8.000	5.882	82.23	5.80	31.45	74.71	8.000	5.051	75.48	4.90
	42.00	37.25	68.07	8.000	6.566	89.39	6.80	35.80	70.44	8.000	6.097	85.91	6.30	32.89	75.29	8.000	5.241	78.94	5.40
	44.00	38.64	68.55	8.000	6.763	92.73	7.30	37.14	70.94	8.000	6.282	89.13	6.80	34.14	75.80	8.000	5.404	81.94	5.80
	45.00	39.36	68.81	8.000	6.864	94.47	7.50	37.84	71.19	8.000	6.377	90.80	7.00	34.79	76.06	8.000	5.487	83.49	6.00
	48.00	41.46	69.56	8.000	7.152	99.51	8.30	39.86	71.95	8.000	6.647	95.66	7.70	36.65	76.82	8.000	5.725	87.96	6.60
ACMR6055	40.00	42.13	78.77	8.000	6.416	101.1	6.30	40.61	81.32	8.000	5.992	97.45	5.90	37.58	86.49	8.000	5.213	90.19	5.10
	42.00	43.98	79.54	8.000	6.635	105.5	6.90	42.42	82.04	8.000	6.204	101.8	6.40	39.31	87.13	8.000	5.414	94.35	5.50
	44.00	45.62	80.21	8.000	6.824	109.4	7.40	44.02	82.69	8.000	6.387	105.6	6.90	40.84	87.70	8.000	5.588	98.02	5.90
	45.00	46.45	80.55	8.000	6.919	111.4	7.60	44.83	83.02	8.000	6.479	107.5	7.10	41.61	88.00	8.000	5.673	99.86	6.20
	48.00	48.89	81.55	8.000	7.193	117.3	8.40	47.20	83.99	8.000	6.743	113.2	7.90	43.83	88.88	8.000	5.917	105.1	6.80
ACMR6060	40.00	47.80	80.78	12.00	7.100	114.7	5.30	46.30	83.29	12.00	6.669	111.1	4.80	43.30	88.42	12.00	5.676	103.9	3.80
	42.00	49.78	81.35	12.00	7.342	119.4	5.90	48.21	83.86	12.00	6.897	115.6	5.40	45.08	88.98	12.00	6.078	108.1	4.40
	44.00	51.52	81.86	12.00	7.552	123.6	6.50	49.91	84.37	12.00	7.097	119.7	5.90	46.69	89.50	12.00	6.259	112.0	4.90
	45.00	52.37	82.11	12.00	7.653	125.6	6.70	50.73	84.63	12.00	7.193	121.7	6.20	47.46	89.76	12.00	6.345	113.9	5.20
	48.00	55.11	82.92	12.00	7.974	132.2	7.70	53.40	85.45	12.00	7.498	128.1	7.10	49.99	90.61	12.00	6.619	119.9	6.00
ACMR6065	40.00	52.36	91.18	12.00	6.890	125.6	6.70	50.73	93.97	12.00	6.478	121.7	6.20	47.52	99.68	12.00	5.720	114.0	5.20
	42.00	54.35	91.82	12.00	7.102	130.4	7.40	52.64	94.60	12.00	6.676	126.3	6.80	49.27	100.2	12.00	5.895	118.2	5.70
	44.00	56.27	92.43	12.00	7.304	135.0	8.10	54.51	95.21	12.00	6.869	130.8	7.50	51.04	100.9	12.00	6.069	122.4	6.30
	45.00	57.18	92.72	12.00	7.400	137.2	8.40	55.39	95.50	12.00	6.959	132.9	7.80	51.86	101.1	12.00	6.150	124.4	6.60
	48.00	60.25	93.67	12.00	7.717	144.5	9.40	58.37	96.46	12.00	7.261	140.0	8.80	54.68	102.1	12.00	6.422	131.2	7.50

Table 12

Legend

LWT Evaporator Leaving Water Temperature.
EER Energy Efficiency Ratio.

WFR Evaporator Water flow rate.
WPD Evaporator Water Pressure Drop.

Notes:

- Capacity ratings are based on with following condition. Evaporator Water Temperature Change: 10.00°F Evaporator Fouling Factor: 0.000100 h ft²·°F/Btu .
- Power input mentioned in this page should not be used for cable or fuse selection. MCA and MFA values given in the electrical data pages (42 to 46) should be referred for the same.

CAPACITY RATINGS - 60. Hz (IP)

Model	LWT	Condenser Entering Air Dry Bulb °F																	
		85.0						95.0						105.0					
		Capacity	Total Power	Fan Power	EER	WFR	WPD	Capacity	Total Power	Fan Power	EER	WFR	WPD	Capacity	Total Power	Fan Power	EER	WFR	WPD
		°F	ton _R	kW	kW	Btu / W.h	gpm	ft H ₂ O	ton _R	kW	kW	Btu / W.h	gpm	ft H ₂ O	ton _R	kW	kW	Btu / W.h	gpm
ACMR6075	40.00	71.17	79.45	12.00	10.74	170.7	13.5	66.81	86.03	12.00	9.318	160.3	11.8	61.82	93.44	12.00	7.939	148.3	10.0
	42.00	73.49	80.09	12.00	11.01	176.3	14.4	69.19	86.75	12.00	9.571	166.0	12.7	63.97	94.14	12.00	8.154	153.5	10.8
	44.00	76.08	80.78	12.00	11.30	182.6	15.4	71.61	87.46	12.00	9.830	171.9	13.6	66.23	94.86	12.00	8.377	158.9	11.6
	45.00	77.29	81.10	12.00	11.43	185.4	15.9	72.76	87.79	12.00	9.945	174.6	14.1	67.29	95.20	12.00	8.481	161.4	12.0
	48.00	81.47	82.18	12.00	11.89	195.5	17.7	76.67	88.88	12.00	10.35	184.0	15.7	70.92	96.31	12.00	8.836	170.2	13.4
ACMR6085	40.00	86.03	92.12	12.00	11.20	206.4	9.50	80.94	100.8	12.00	9.628	194.2	8.50	74.85	110.5	12.00	8.125	179.6	7.50
	42.00	89.27	93.06	12.00	11.51	214.2	10.2	84.12	101.8	12.00	9.905	201.8	9.10	77.78	111.5	12.00	8.365	186.6	8.00
	44.00	92.31	93.97	12.00	11.78	221.5	10.9	86.97	102.8	12.00	10.15	208.7	9.73	80.45	112.5	12.00	8.579	193.0	8.40
	45.00	93.83	94.43	12.00	11.92	225.1	11.2	88.42	103.2	12.00	10.27	212.2	10.0	81.78	112.9	12.00	8.685	196.2	8.70
	48.00	98.52	95.87	12.00	12.33	236.4	12.3	92.79	104.7	12.00	10.63	222.6	11.0	85.85	114.4	12.00	8.999	206.0	9.50
ACMR6095	40.00	93.42	100.2	14.00	11.17	224.2	11.1	87.88	109.3	14.00	9.648	210.9	9.90	81.33	119.3	14.00	8.176	195.1	8.60
	42.00	96.75	101.1	14.00	11.47	232.2	11.9	91.20	110.2	14.00	9.923	218.8	10.6	84.38	120.3	14.00	8.412	202.5	9.20
	44.00	100.1	102.0	14.00	11.76	240.2	12.7	94.37	111.2	14.00	10.18	226.5	11.3	87.33	121.3	14.00	8.638	209.6	9.80
	45.00	101.8	102.5	14.00	11.91	244.2	13.1	95.96	111.7	14.00	10.30	230.3	11.7	88.80	121.7	14.00	8.749	213.1	10.1
	48.00	107.0	103.9	14.00	12.35	256.9	14.5	100.9	113.1	14.00	10.69	242.1	12.9	93.38	123.2	14.00	9.091	224.1	11.1
ACMR6105	40.00	101.5	108.8	16.00	11.18	243.6	14.4	95.56	118.2	16.00	9.698	229.3	12.8	88.45	128.7	16.00	8.246	212.2	10.8
	42.00	105.3	109.8	16.00	11.49	252.6	15.5	99.23	119.2	16.00	9.983	238.1	13.8	91.81	129.7	16.00	8.492	220.3	11.8
	44.00	109.0	110.7	16.00	11.80	261.5	16.5	102.7	120.2	16.00	10.25	246.5	14.7	95.06	130.7	16.00	8.725	228.1	12.7
	45.00	110.8	111.2	16.00	11.95	265.8	17.0	104.4	120.7	16.00	10.38	250.6	15.2	96.65	131.1	16.00	8.839	231.9	13.1
	48.00	116.6	112.7	16.00	12.41	279.8	18.7	109.9	122.1	16.00	10.79	263.7	16.7	101.7	132.6	16.00	9.200	244.1	14.5
ACMR6110	40.00	108.6	117.3	18.00	11.10	260.6	16.4	102.2	127.0	18.00	9.649	245.2	14.6	94.56	137.9	18.00	8.226	226.9	12.5
	42.00	112.4	118.3	18.00	11.39	269.7	17.4	106.0	128.0	18.00	9.925	254.2	15.6	98.01	138.9	18.00	8.463	235.2	13.5
	44.00	116.5	119.3	18.00	11.71	279.4	18.6	109.7	129.1	18.00	10.20	263.4	16.7	101.6	139.9	18.00	8.704	243.7	14.4
	45.00	118.4	119.8	18.00	11.86	284.1	19.2	111.6	129.5	18.00	10.33	267.8	17.2	103.2	140.4	18.00	8.818	247.7	14.9
	48.00	124.7	121.2	18.00	12.33	299.2	21.2	117.6	131.0	18.00	10.76	282.1	19.0	108.8	141.9	18.00	9.193	261.0	16.4
ACMR6120	40.00	113.7	122.5	16.00	11.13	272.7	12.8	107.0	134.2	16.00	9.566	256.7	11.3	98.90	147.0	16.00	8.070	237.3	9.50
	42.00	117.6	123.6	16.00	11.41	282.2	13.7	110.9	135.4	16.00	9.825	266.2	12.2	102.5	148.3	16.00	8.293	246.0	10.3
	44.00	121.6	124.8	16.00	11.68	291.9	14.7	114.7	136.7	16.00	10.07	275.4	13.0	106.1	149.6	16.00	8.509	254.6	11.1
	45.00	123.7	125.4	16.00	11.82	296.7	15.2	116.7	137.3	16.00	10.19	280.0	13.5	107.9	150.2	16.00	8.615	258.8	11.5
	48.00	130.0	127.4	16.00	12.24	311.9	16.8	122.6	139.2	16.00	10.56	294.2	14.9	113.4	152.2	16.00	8.937	272.0	12.8
ACMR6130	40.00	128.0	138.8	20.00	11.05	307.2	16.3	120.5	151.1	20.00	9.566	289.1	14.4	111.5	164.7	20.00	8.118	267.5	12.3
	42.00	131.9	139.9	20.00	11.31	316.5	17.3	124.5	152.2	20.00	9.808	298.7	15.4	115.1	165.9	20.00	8.324	276.2	13.2
	44.00	136.4	141.0	20.00	11.60	327.3	18.5	128.8	153.5	20.00	10.07	309.2	16.5	119.1	167.2	20.00	8.549	285.9	14.1
	45.00	138.7	141.6	20.00	11.74	332.8	19.1	131.0	154.1	20.00	10.19	314.4	17.1	121.2	167.8	20.00	8.661	290.7	14.6
	48.00	146.2	143.6	20.00	12.20	350.8	21.1	138.0	156.1	20.00	10.60	331.2	18.9	127.7	169.8	20.00	9.020	306.4	16.2
ACMR6140	40.00	139.7	155.0	20.00	10.81	335.2	19.3	131.3	168.3	20.00	9.358	315.0	17.1	121.4	183.1	20.00	7.950	291.3	14.7
	42.00	143.3	156.0	20.00	11.01	343.8	20.3	135.1	169.5	20.00	9.563	324.2	18.1	124.8	184.3	20.00	8.123	299.5	15.5
	44.00	148.0	157.3	20.00	11.28	355.1	21.6	139.7	170.9	20.00	9.810	335.3	19.3	129.0	185.7	20.00	8.334	309.6	16.5
	45.00	150.4	158.0	20.00	11.42	360.9	22.3	142.0	171.6	20.00	9.930	340.8	20.0	131.2	186.4	20.00	8.441	314.8	17.1
	48.00	158.7	160.2	20.00	11.88	380.8	24.7	149.8	173.8	20.00	10.33	359.5	22.1	138.4	188.7	20.00	8.796	332.1	19.0
ACMR6160	40.00	156.4	168.3	24.00	11.14	375.3	12.6	147.3	184.0	24.00	9.600	353.4	11.2	136.3	201.5	24.00	8.112	326.9	9.60
	42.00	160.8	169.5	24.00	11.38	385.9	13.3	151.9	185.4	24.00	9.826	364.5	11.9	140.5	202.9	24.00	8.303	337.1	10.2
	44.00	166.4	170.9	24.00	11.67	399.3	14.2	157.2	187.1	24.00	10.08	377.4	12.7	145.4	204.6	24.00	8.527	349.0	10.9
	45.00	169.1	171.7	24.00	11.81	405.8	14.7	159.9	187.8	24.00	10.20	383.6	13.1	147.9	205.4	24.00	8.636	354.8	11.3
	48.00	178.2	174.2	24.00	12.27	427.6	16.2	168.4	190.4	24.00	10.60	404.0	14.5	155.8	208.0	24.00	8.985	373.8	12.5

Table 13

Legend

LWT Evaporator Leaving Water Temperature.
EER Energy Efficiency Ratio.

WFR Evaporator Water flow rate.
WPD Evaporator Water Pressure Drop.

Notes:

- Capacity ratings are based on with following condition. Evaporator Water Temperature Change: 10.00°F Evaporator Fouling Factor: 0.000100 h ft²·°F/Btu .
- Power input mentioned in this page should not be used for cable or fuse selection. MCA and MFA values given in the electrical data pages (42 to 46) should be referred for the same.



CAPACITY RATINGS - 60. Hz (IP)

Model	LWT	Condenser Entering Air Dry Bulb °F																	
		115.0						118.4						125.0					
		Capacity	Total Power	Fan Power	EER	WFR	WPD	Capacity	Total Power	Fan Power	EER	WFR	WPD	Capacity	Total Power	Fan Power	EER	WFR	WPD
°F	ton _R	kW	kW	Btu / W.h	gpm	ft H ₂ O	ton _R	kW	kW	Btu / W.h	gpm	ft H ₂ O	ton _R	kW	kW	Btu / W.h	gpm	ft H ₂ O	
ACMR6075	40.00	56.76	101.8	12.00	6.687	136.2	8.20	55.02	104.9	12.00	6.291	132.0	7.60	51.60	111.2	12.00	5.566	123.8	6.50
	42.00	58.68	102.5	12.00	6.868	140.8	8.90	56.85	105.5	12.00	6.460	136.4	8.30	53.27	111.8	12.00	5.713	127.8	7.00
	44.00	60.76	103.2	12.00	7.062	145.8	9.60	58.87	106.3	12.00	6.645	141.2	9.00	55.18	112.5	12.00	5.880	132.4	7.70
	45.00	61.73	103.5	12.00	7.151	148.1	10.0	59.81	106.6	12.00	6.730	143.5	9.30	56.05	112.9	12.00	5.956	134.5	8.00
	48.00	65.08	104.6	12.00	7.460	156.2	11.2	63.07	107.7	12.00	7.023	151.3	10.4	59.11	114.0	12.00	6.221	141.8	9.00
ACMR6085	40.00	68.42	121.2	12.00	6.770	164.2	6.50	66.15	125.1	12.00	6.341	158.7	6.20	61.63	133.0	12.00	5.557	147.9	5.60
	42.00	71.10	122.3	12.00	6.975	170.6	6.90	68.74	126.2	12.00	6.535	164.9	6.50	64.04	134.1	12.00	5.730	153.6	5.90
	44.00	73.56	123.2	12.00	7.160	176.5	7.30	71.13	127.1	12.00	6.711	170.7	6.90	66.29	135.1	12.00	5.888	159.1	6.20
	45.00	74.79	123.7	12.00	7.250	179.4	7.50	72.32	127.6	12.00	6.797	173.5	7.10	67.41	135.6	12.00	5.964	161.7	6.40
	48.00	78.54	125.2	12.00	7.521	188.4	8.10	75.96	129.2	12.00	7.053	182.3	7.70	70.83	137.2	12.00	6.194	169.9	6.80
ACMR6095	40.00	74.52	130.6	14.00	6.844	178.8	7.40	72.13	134.7	14.00	6.423	173.1	7.00	67.42	143.1	14.00	5.651	161.8	6.40
	42.00	77.28	131.6	14.00	7.045	185.4	7.90	74.80	135.7	14.00	6.612	179.5	7.50	69.88	144.1	14.00	5.818	167.7	6.70
	44.00	80.01	132.6	14.00	7.240	192.0	8.40	77.45	136.7	14.00	6.798	185.8	7.90	72.37	145.0	14.00	5.985	173.6	7.10
	45.00	81.36	133.0	14.00	7.336	195.2	8.60	78.75	137.1	14.00	6.888	189.0	8.10	73.59	145.5	14.00	6.066	176.6	7.30
	48.00	85.59	134.5	14.00	7.631	205.4	9.40	82.86	138.7	14.00	7.168	198.8	8.90	77.46	147.1	14.00	6.319	185.9	7.90
ACMR6105	40.00	81.15	140.5	16.00	6.929	194.7	8.60	78.61	144.8	16.00	6.511	188.6	7.80	73.62	153.7	16.00	5.746	176.6	6.20
	42.00	84.21	141.5	16.00	7.138	202.0	9.60	81.53	145.8	16.00	6.707	195.6	8.80	76.35	154.7	16.00	5.922	183.2	7.10
	44.00	87.21	142.5	16.00	7.341	209.2	10.4	84.48	146.8	16.00	6.902	202.7	9.60	79.10	155.6	16.00	6.096	189.8	8.00
	45.00	88.67	143.0	16.00	7.439	212.8	10.9	85.89	147.3	16.00	6.995	206.1	10.1	80.43	156.1	16.00	6.180	193.0	8.40
	48.00	93.35	144.5	16.00	7.751	224.0	12.2	90.43	148.8	16.00	7.290	217.0	11.4	84.69	157.6	16.00	6.446	203.2	9.70
ACMR6110	40.00	86.84	150.3	18.00	6.933	208.4	10.3	84.15	154.8	18.00	6.520	201.9	9.60	78.97	164.1	18.00	5.771	189.5	8.00
	42.00	89.95	151.3	18.00	7.133	215.8	11.2	87.17	155.8	18.00	6.711	209.2	10.4	81.72	165.1	18.00	5.937	196.1	8.80
	44.00	93.22	152.3	18.00	7.343	223.7	12.2	90.34	156.8	18.00	6.911	216.8	11.3	84.71	166.1	18.00	6.118	203.3	9.70
	45.00	94.80	152.8	18.00	7.443	227.5	12.6	91.87	157.3	18.00	7.006	220.4	11.8	86.14	166.6	18.00	6.204	206.7	10.1
	48.00	99.87	154.3	18.00	7.765	239.6	14.0	96.79	158.8	18.00	7.311	232.2	13.1	90.76	168.1	18.00	6.479	217.8	11.5
ACMR6120	40.00	90.38	161.3	16.00	6.720	216.9	7.70	87.37	166.5	16.00	6.294	209.6	7.10	81.38	177.1	16.00	5.513	195.3	5.90
	42.00	93.66	162.6	16.00	6.910	224.7	8.40	90.53	167.8	16.00	6.473	217.2	7.80	84.30	178.3	16.00	5.672	202.3	6.50
	44.00	96.95	163.9	16.00	7.097	232.6	9.10	93.72	169.1	16.00	6.650	224.9	8.40	87.30	179.6	16.00	5.831	209.5	7.10
	45.00	98.58	164.5	16.00	7.188	236.6	9.50	95.30	169.7	16.00	6.736	228.7	8.80	88.78	180.3	16.00	5.908	213.0	7.40
	48.00	103.7	166.6	16.00	7.465	248.8	10.6	100.2	171.8	16.00	6.999	240.5	9.8	93.43	182.4	16.00	6.144	224.2	8.40
ACMR6130	40.00	102.2	180.1	20.00	6.805	245.2	10.2	98.95	185.8	20.00	6.390	237.4	9.50	92.56	197.3	20.00	5.628	222.1	8.20
	42.00	105.4	181.3	20.00	6.978	253.0	11.0	102.1	186.9	20.00	6.551	244.9	10.2	95.39	198.3	20.00	5.770	228.9	8.80
	44.00	109.1	182.5	20.00	7.172	261.9	11.8	105.6	188.1	20.00	6.735	253.5	11.0	98.72	199.6	20.00	5.934	236.9	9.50
	45.00	111.0	183.2	20.00	7.268	266.3	12.2	107.4	188.8	20.00	6.826	257.7	11.4	100.4	200.2	20.00	6.016	240.9	9.80
	48.00	117.0	185.2	20.00	7.579	280.8	13.6	113.3	190.8	20.00	7.122	271.8	12.7	105.9	202.3	20.00	6.282	254.2	11.1
ACMR6140	40.00	111.4	200.0	20.00	6.678	267.2	12.3	107.9	206.2	20.00	6.276	258.9	11.5	101.1	218.9	20.00	5.542	242.6	10.0
	42.00	114.3	201.1	20.00	6.820	274.4	13.0	110.7	207.3	20.00	6.409	265.7	12.1	103.7	219.9	20.00	5.655	248.7	10.6
	44.00	118.2	202.5	20.00	7.002	283.6	13.9	114.4	208.6	20.00	6.580	274.6	13.0	107.1	221.2	20.00	5.807	257.0	11.3
	45.00	120.2	203.2	20.00	7.093	288.3	14.4	116.3	209.3	20.00	6.667	279.1	13.4	108.9	221.9	20.00	5.885	261.2	11.7
	48.00	126.8	205.5	20.00	7.401	304.2	16.0	122.8	211.6	20.00	6.959	294.6	15.0	114.9	224.1	20.00	6.149	275.7	13.1
ACMR6160	40.00	124.7	221.1	24.00	6.764	299.2	8.20	120.6	228.3	24.00	6.337	289.4	7.70	112.5	242.9	24.00	5.555	269.9	6.80
	42.00	128.5	222.5	24.00	6.926	308.2	8.60	124.2	229.6	24.00	6.490	298.0	8.10	115.8	244.0	24.00	5.691	277.8	7.10
	44.00	133.0	224.1	24.00	7.121	319.2	9.20	128.6	231.2	24.00	6.676	308.7	8.60	119.9	245.5	24.00	5.860	287.8	7.60
	45.00	135.3	224.9	24.00	7.215	324.6	9.50	130.8	232.0	24.00	6.765	313.9	8.90	122.0	246.3	24.00	5.941	292.7	7.80
	48.00	142.6	227.6	24.00	7.517	342.2	10.5	137.9	234.6	24.00	7.052	331.0	9.90	128.7	249.0	24.00	6.200	308.8	8.70

Table 14

Legend

LWT Evaporator Leaving Water Temperature.
EER Energy Efficiency Ratio.

WFR Evaporator Water flow rate.
WPD Evaporator Water Pressure Drop.

Notes:

- Capacity ratings are based on with following condition. Evaporator Water Temperature Change: 10.00°F Evaporator Fouling Factor: 0.000100 h ft²·°F/Btu .
- Power input mentioned in this page should not be used for cable or fuse selection. MCA and MFA values given in the electrical data pages (42 to 46) should be referred for the same.

CAPACITY RATINGS - 60. Hz (IP)

Model	LWT	Condenser Entering Air Dry Bulb °F																	
		85.0						95.0						105.0					
		Capacity	Total Power	Fan Power	EER	WFR	WPD	Capacity	Total Power	Fan Power	EER	WFR	WPD	Capacity	Total Power	Fan Power	EER	WFR	WPD
		°F	ton _R	kW	kW	Btu / W.h	gpm	ft H ₂ O	ton _R	kW	kW	Btu / W.h	gpm	ft H ₂ O	ton _R	kW	kW	Btu / W.h	gpm
ACMR6175	40.00	166.8	182.7	24.00	10.95	400.2	14.3	157.0	200.2	24.00	9.409	376.7	12.7	145.1	219.4	24.00	7.933	348.1	10.9
	42.00	171.0	183.9	24.00	11.15	410.3	15.0	161.5	201.6	24.00	9.609	387.4	13.4	149.1	220.8	24.00	8.101	357.8	11.5
	44.00	176.8	185.6	24.00	11.42	424.2	16.0	167.0	203.4	24.00	9.850	400.9	14.3	154.3	222.6	24.00	8.314	370.2	12.2
	45.00	179.6	186.4	24.00	11.56	431.1	16.5	169.8	204.2	24.00	9.972	407.4	14.8	156.8	223.5	24.00	8.416	376.3	12.6
	48.00	189.3	189.3	24.00	11.99	454.1	18.3	178.8	207.2	24.00	10.35	429.1	16.3	165.2	226.5	24.00	8.750	396.5	14.0
ACMR6190	40.00	182.9	199.5	28.00	11.00	439.0	16.6	172.9	217.7	28.00	9.528	414.9	14.9	159.7	237.7	28.00	8.061	383.3	12.8
	42.00	189.3	201.2	28.00	11.29	454.3	17.8	179.0	219.5	28.00	9.782	429.5	15.9	165.4	239.6	28.00	8.282	396.9	13.6
	44.00	195.6	202.9	28.00	11.56	469.4	19.0	185.1	221.3	28.00	10.03	444.3	17.0	171.1	241.4	28.00	8.501	410.5	14.6
	45.00	199.1	203.8	28.00	11.71	477.7	19.7	188.4	222.3	28.00	10.16	452.2	17.6	174.1	242.4	28.00	8.617	417.8	15.1
	48.00	209.3	206.6	28.00	12.15	502.4	21.8	198.2	225.2	28.00	10.55	475.5	19.5	183.1	245.3	28.00	8.956	439.5	16.7
ACMR6200	40.00	192.8	216.8	28.00	10.67	462.7	18.5	182.1	236.3	28.00	9.245	437.0	16.5	168.0	257.6	28.00	7.825	403.2	14.1
	42.00	199.5	218.7	28.00	10.94	478.7	19.8	188.5	238.4	28.00	9.485	452.2	17.7	173.9	259.7	28.00	8.034	417.4	15.0
	44.00	205.9	220.6	28.00	11.19	494.0	21.1	194.7	240.4	28.00	9.720	467.4	18.8	179.6	261.7	28.00	8.234	431.1	16.0
	45.00	209.5	221.6	28.00	11.33	502.7	21.8	198.2	241.5	28.00	9.848	475.7	19.5	182.9	262.9	28.00	8.348	438.9	16.6
	48.00	220.3	224.7	28.00	11.76	528.7	24.1	208.5	244.7	28.00	10.22	500.2	21.6	192.4	266.1	28.00	8.674	461.7	18.4
ACMR6215	40.00	206.5	230.8	32.00	10.73	495.5	21.2	195.3	250.7	32.00	9.345	468.6	19.0	180.3	272.6	32.00	7.934	432.6	16.1
	42.00	213.7	232.7	32.00	11.01	512.7	22.7	202.1	252.7	32.00	9.595	485.0	20.3	186.6	274.6	32.00	8.152	447.8	17.3
	44.00	220.0	234.4	32.00	11.26	528.0	24.1	208.6	254.6	32.00	9.830	500.7	21.6	192.5	276.5	32.00	8.352	461.9	18.4
	45.00	223.9	235.4	32.00	11.40	537.2	24.9	212.3	255.7	32.00	9.964	509.6	22.4	195.9	277.6	32.00	8.468	470.1	19.1
	48.00	235.8	238.5	32.00	11.86	565.9	27.5	223.6	258.8	32.00	10.36	536.5	24.8	206.3	280.7	32.00	8.817	495.1	21.2
ACMR6230	40.00	222.6	243.7	32.00	10.95	534.1	15.9	209.6	267.0	32.00	9.420	503.1	14.2	193.7	292.6	32.00	7.941	464.8	12.1
	42.00	228.6	245.4	32.00	11.17	548.7	16.8	216.0	269.0	32.00	9.634	518.4	15.0	199.5	294.7	32.00	8.121	478.7	12.8
	44.00	236.5	247.7	32.00	11.45	567.5	17.9	223.5	271.4	32.00	9.880	536.5	16.0	206.5	297.1	32.00	8.336	495.5	13.7
	45.00	240.4	248.8	32.00	11.59	576.9	18.5	227.2	272.6	32.00	10.00	545.3	16.6	209.9	298.3	32.00	8.440	503.7	14.2
	48.00	253.0	252.6	32.00	12.01	607.1	20.4	239.0	276.5	32.00	10.37	573.6	18.3	220.9	302.3	32.00	8.767	530.1	15.7
ACMR6245	40.00	241.8	261.2	36.00	11.10	580.3	14.5	227.6	285.1	36.00	9.579	546.3	12.9	210.6	311.6	36.00	8.107	505.3	10.9
	42.00	249.7	263.3	36.00	11.37	599.2	15.5	235.6	287.5	36.00	9.832	565.4	13.8	217.9	314.0	36.00	8.323	522.8	11.7
	44.00	258.3	265.7	36.00	11.66	619.8	16.6	243.8	290.0	36.00	10.09	585.2	14.7	225.5	316.5	36.00	8.546	541.1	12.6
	45.00	262.6	266.9	36.00	11.80	630.1	17.1	248.0	291.2	36.00	10.21	595.0	15.3	229.3	317.8	36.00	8.656	550.2	13.0
	48.00	276.5	270.8	36.00	12.24	663.5	18.9	260.9	295.2	36.00	10.60	626.1	16.9	241.4	321.8	36.00	8.999	579.2	14.5
ACMR6260	40.00	252.7	278.9	36.00	10.86	606.4	15.9	237.6	304.1	36.00	9.375	570.2	14.0	219.6	331.9	36.00	7.938	527.0	11.9
	42.00	260.4	281.2	36.00	11.11	625.0	16.8	245.5	306.6	36.00	9.607	589.2	15.0	226.8	334.5	36.00	8.136	544.3	12.8
	44.00	269.3	283.8	36.00	11.38	646.2	18.0	254.0	309.3	36.00	9.850	609.7	16.0	234.7	337.2	36.00	8.349	563.2	13.7
	45.00	273.7	285.1	36.00	11.52	656.9	18.6	258.3	310.7	36.00	9.974	619.8	16.6	238.6	338.6	36.00	8.455	572.6	14.1
	48.00	288.3	289.3	36.00	11.95	692.0	20.5	271.9	315.0	36.00	10.35	652.5	18.3	251.3	342.9	36.00	8.792	603.0	15.7
ACMR6270	40.00	267.0	295.1	40.00	10.85	640.6	17.7	251.0	320.8	40.00	9.387	602.4	15.7	232.1	349.5	40.00	7.969	557.0	13.4
	42.00	274.5	297.2	40.00	11.07	658.7	18.7	258.9	323.2	40.00	9.609	621.2	16.6	239.2	351.8	40.00	8.156	574.0	14.2
	44.00	283.7	299.8	40.00	11.35	680.8	19.9	267.7	325.9	40.00	9.860	642.7	17.8	247.4	354.6	40.00	8.372	593.8	15.2
	45.00	288.4	301.1	40.00	11.49	692.1	20.6	272.3	327.3	40.00	9.981	653.4	18.4	251.6	355.9	40.00	8.479	603.7	15.7
	48.00	304.1	305.3	40.00	11.94	729.8	22.8	287.0	331.6	40.00	10.38	688.8	20.4	265.3	360.3	40.00	8.832	636.5	17.5
ACMR6280	40.00	279.4	310.0	40.00	10.81	670.4	19.3	262.6	336.6	40.00	9.358	630.1	17.1	242.8	366.3	40.00	7.950	582.60	14.7
	42.00	286.5	312.1	40.00	11.01	687.6	20.3	270.2	339.0	40.00	9.563	648.4	18.1	249.6	368.7	40.00	8.123	599.0	15.5
	44.00	296.0	314.7	40.00	11.28	710.3	21.6	279.4	341.8	40.00	9.810	670.6	19.3	258.1	371.5	40.00	8.334	619.3	16.5
	45.00	300.8	316.0	40.00	11.42	721.9	22.3	284.1	343.2	40.00	9.930	681.7	20.0	262.3	372.9	40.00	8.441	629.6	17.1
	48.00	317.4	320.5	40.00	11.88	761.7	24.7	299.6	347.7	40.00	10.33	719.0	22.1	276.8	377.5	40.00	8.796	664.2	19.0

Table 15

Legend

LWT Evaporator Leaving Water Temperature.
EER Energy Efficiency Ratio.

WFR Evaporator Water flow rate.
WPD Evaporator Water Pressure Drop.

Notes:

- Capacity ratings are based on with following condition. Evaporator Water Temperature Change: 10.00°F Evaporator Fouling Factor: 0.000100 h ft²·°F/Btu .
- Power input mentioned in this page should not be used for cable or fuse selection. MCA and MFA values given in the electrical data pages (42 to 46) should be referred for the same.



CAPACITY RATINGS - 60. Hz (IP)

Model	LWT	Condenser Entering Air Dry Bulb °F																	
		115.0						118.4						125.0					
		Capacity	Total Power	Fan Power	EER	WFR	WPD	Capacity	Total Power	Fan Power	EER	WFR	WPD	Capacity	Total Power	Fan Power	EER	WFR	WPD
°F	ton _R	kW	kW	Btu / W.h	gpm	ft H ₂ O	ton _R	kW	kW	Btu / W.h	gpm	ft H ₂ O	ton _R	kW	kW	Btu / W.h	gpm	ft H ₂ O	
ACMR6175	40.00	132.5	240.8	24.00	6.601	318.0	9.10	128.1	248.6	24.00	6.180	307.3	8.60	119.3	264.5	24.00	5.410	286.2	7.50
	42.00	136.1	242.2	24.00	6.741	326.6	9.60	131.5	250.0	24.00	6.312	315.6	9.00	122.4	265.8	24.00	5.525	293.7	7.90
	44.00	140.9	244.1	24.00	6.925	338.1	10.3	136.1	251.8	24.00	6.485	326.7	9.60	126.7	267.6	24.00	5.681	304.1	8.40
	45.00	143.2	245.0	24.00	7.013	343.7	10.6	138.4	252.7	24.00	6.569	332.1	9.90	128.8	268.5	24.00	5.756	309.1	8.70
	48.00	151.0	248.1	24.00	7.302	362.3	11.7	145.9	255.8	24.00	6.843	350.2	11.0	135.9	271.7	24.00	6.002	326.2	9.60
ACMR6190	40.00	146.0	260.2	28.00	6.734	350.4	10.9	141.2	268.4	28.00	6.314	338.9	10.3	131.7	285.1	28.00	5.544	316.1	9.30
	42.00	151.3	262.0	28.00	6.926	363.0	11.6	146.3	270.2	28.00	6.496	351.1	10.9	136.5	286.9	28.00	5.708	327.6	9.80
	44.00	156.4	263.9	28.00	7.112	375.4	12.3	151.3	272.1	28.00	6.672	363.1	11.6	141.2	288.7	28.00	5.866	338.7	10.3
	45.00	159.3	264.9	28.00	7.213	382.2	12.7	154.0	273.1	28.00	6.768	369.6	11.9	143.7	289.7	28.00	5.951	344.9	10.6
	48.00	167.5	267.8	28.00	7.505	402.1	14.0	162.1	276.0	28.00	7.044	388.9	13.1	151.3	292.7	28.00	6.200	362.9	11.6
ACMR6200	40.00	153.6	281.7	28.00	6.543	368.6	11.9	148.6	290.5	28.00	6.137	356.6	11.2	138.7	308.4	28.00	5.396	332.9	10.0
	42.00	159.1	283.8	28.00	6.724	381.7	12.7	153.9	292.5	28.00	6.310	369.2	11.9	143.7	310.5	28.00	5.551	344.7	10.6
	44.00	164.3	285.8	28.00	6.897	394.2	13.5	158.9	294.5	28.00	6.473	381.3	12.6	148.3	312.4	28.00	5.696	355.9	11.2
	45.00	167.2	286.9	28.00	6.993	401.2	13.9	161.7	295.6	28.00	6.564	388.1	13.1	151.0	313.5	28.00	5.777	362.2	11.5
	48.00	175.9	290.1	28.00	7.274	422.1	15.4	170.2	298.9	28.00	6.831	408.3	14.4	158.9	316.7	28.00	6.018	381.2	12.6
ACMR6215	40.00	165.0	297.5	32.00	6.655	396.0	13.6	159.7	306.6	32.00	6.250	383.3	12.8	149.4	325.3	32.00	5.509	358.5	11.3
	42.00	170.9	299.5	32.00	6.844	410.0	14.5	165.4	308.6	32.00	6.429	396.9	13.6	154.7	327.3	32.00	5.670	371.2	12.0
	44.00	176.1	301.3	32.00	7.013	422.6	15.4	170.4	310.4	32.00	6.587	409.0	14.5	159.3	329.0	32.00	5.808	382.2	12.7
	45.00	179.2	302.4	32.00	7.111	430.1	16.0	173.4	311.4	32.00	6.681	416.2	15.0	162.0	330.0	32.00	5.891	388.9	13.1
	48.00	188.8	305.5	32.00	7.414	453.1	17.7	182.7	314.6	32.00	6.968	438.5	16.6	170.8	333.1	32.00	6.151	409.9	14.5
ACMR6230	40.00	176.9	321.2	32.00	6.607	424.5	10.1	171.0	331.6	32.00	6.185	410.2	9.50	159.2	352.7	32.00	5.414	381.9	8.20
	42.00	182.1	323.2	32.00	6.758	436.9	10.7	175.9	333.5	32.00	6.327	422.1	10.0	163.7	354.6	32.00	5.538	392.8	8.70
	44.00	188.5	325.7	32.00	6.944	452.4	11.5	182.2	336.0	32.00	6.504	437.1	10.7	169.6	357.0	32.00	5.697	406.9	9.30
	45.00	191.7	326.9	32.00	7.034	460.0	11.9	185.2	337.3	32.00	6.589	444.5	11.1	172.4	358.3	32.00	5.774	413.8	9.60
	48.00	201.8	331.0	32.00	7.316	484.3	13.1	195.1	341.4	32.00	6.856	468.2	12.3	181.7	362.5	32.00	6.014	436.0	10.7
ACMR6245	40.00	192.8	341.3	36.00	6.776	462.5	9.00	186.5	352.1	36.00	6.354	447.5	8.30	174.1	374.2	36.00	5.583	417.8	7.10
	42.00	199.3	343.7	36.00	6.958	478.4	9.70	192.8	354.5	36.00	6.526	462.7	9.00	180.0	376.5	36.00	5.735	431.8	7.70
	44.00	206.4	346.2	36.00	7.150	495.2	10.5	199.6	357.0	36.00	6.708	479.1	9.70	186.3	379.0	36.00	5.898	447.1	8.30
	45.00	209.9	347.5	36.00	7.245	503.6	10.8	203.0	358.3	36.00	6.798	487.2	10.1	189.5	380.3	36.00	5.978	454.7	8.60
	48.00	221.0	351.6	36.00	7.542	530.4	12.1	213.9	362.4	36.00	7.079	513.2	11.3	199.7	384.5	36.00	6.232	479.2	9.70
ACMR6260	40.00	201.1	363.2	36.00	6.641	482.5	9.90	194.6	374.6	36.00	6.231	466.9	9.20	181.8	398.0	36.00	5.481	436.3	7.90
	42.00	207.5	365.7	36.00	6.808	498.0	10.6	200.8	377.1	36.00	6.388	481.8	9.80	187.5	400.3	36.00	5.619	449.9	8.40
	44.00	214.7	368.5	36.00	6.991	515.2	11.4	207.7	379.8	36.00	6.562	498.5	10.6	194.0	403.0	36.00	5.775	465.5	9.10
	45.00	218.3	369.8	36.00	7.082	523.9	11.8	211.2	381.2	36.00	6.648	506.9	11.0	197.2	404.4	36.00	5.852	473.3	9.50
	48.00	230.0	374.2	36.00	7.374	552.0	13.1	222.6	385.6	36.00	6.925	534.1	12.3	207.9	408.8	36.00	6.102	498.9	10.6
ACMR6270	40.00	212.8	381.8	40.00	6.686	510.6	11.2	206.1	393.7	40.00	6.280	494.5	10.4	192.9	418.0	40.00	5.538	463.0	9.00
	42.00	219.1	384.1	40.00	6.842	525.7	11.9	212.1	395.9	40.00	6.426	508.9	11.1	198.3	420.1	40.00	5.664	476.0	9.60
	44.00	226.6	386.9	40.00	7.027	543.7	12.7	219.3	398.6	40.00	6.601	526.3	11.9	205.1	422.7	40.00	5.821	492.2	10.3
	45.00	230.4	388.2	40.00	7.120	552.8	13.2	223.0	400.0	40.00	6.689	535.1	12.3	208.5	424.0	40.00	5.900	500.4	10.7
	48.00	243.0	392.6	40.00	7.425	583.1	14.7	235.2	404.4	40.00	6.979	564.5	13.7	220.0	428.4	40.00	6.161	528.0	12.0
ACMR6280	40.00	222.7	400.1	40.00	6.678	534.4	12.3	215.8	412.4	40.00	6.276	517.8	11.5	202.2	437.8	40.00	5.542	485.3	10.0
	42.00	228.7	402.3	40.00	6.821	548.8	13.0	221.5	414.6	40.00	6.409	531.5	12.1	207.3	439.8	40.00	5.655	497.5	10.6
	44.00	236.4	405.1	40.00	7.002	567.3	13.9	228.9	417.3	40.00	6.580	549.2	13.0	214.2	442.5	40.00	5.807	514.0	11.3
	45.00	240.3	406.4	40.00	7.093	576.7	14.4	232.7	418.7	40.00	6.667	558.3	13.4	217.7	443.8	40.00	5.885	522.5	11.7
	48.00	253.6	411.0	40.00	7.401	608.5	16.0	245.5	423.3	40.00	6.959	589.2	15.0	229.8	448.3	40.00	6.149	551.4	13.1

Table 16

Legend

LWT Evaporator Leaving Water Temperature.
EER Energy Efficiency Ratio.

WFR Evaporator Water flow rate.
WPD Evaporator Water Pressure Drop.

Notes:

- Capacity ratings are based on with following condition. Evaporator Water Temperature Change: 10.00°F Evaporator Fouling Factor: 0.000100 h ft²·°F/Btu .
- Power input mentioned in this page should not be used for cable or fuse selection. MCA and MFA values given in the electrical data pages (42 to 46) should be referred for the same.

CAPACITY RATINGS - 50. Hz (SI)

Model	LWT	Condenser Entering Air Dry Bulb °C																	
		32.0						35.0						38.0					
		Capacity	Total Power	Fan Power	COP	WFR	WPD	Capacity	Total Power	Fan Power	COP	WFR	WPD	Capacity	Total Power	Fan Power	COP	WFR	WPD
°C	kW	kW	kW	WW	L/s	kPa	kW	kW	kW	WW	L/s	kPa	kW	kW	kW	WW	L/s	kPa	
ACMR5008	5.00	27.08	8.298	1.100	3.263	1.295	37.9	26.14	8.804	1.100	2.969	1.250	35.5	24.97	9.343	1.100	2.672	1.194	32.7
	6.00	27.97	8.350	1.100	3.349	1.338	40.2	26.99	8.858	1.100	3.047	1.291	37.6	25.79	9.397	1.100	2.745	1.233	34.6
	7.00	28.77	8.398	1.100	3.425	1.376	42.3	27.76	8.904	1.100	3.118	1.330	39.6	26.54	9.444	1.100	2.810	1.269	36.5
	8.00	29.53	8.442	1.100	3.498	1.412	44.4	28.48	8.947	1.100	3.183	1.362	41.6	27.24	9.487	1.100	2.871	1.303	38.3
	9.00	30.20	8.479	1.100	3.561	1.444	46.3	29.13	8.983	1.100	3.242	1.393	43.3	27.86	9.523	1.100	2.925	1.332	39.9
ACMR5012	5.00	40.82	12.84	2.200	3.178	1.952	35.9	39.56	13.46	2.200	2.938	1.892	33.9	37.91	14.11	2.200	2.686	1.813	31.3
	6.00	42.39	12.95	2.200	3.272	2.027	38.5	41.03	13.58	2.200	3.021	1.962	36.2	39.35	14.23	2.200	2.764	1.882	33.5
	7.00	43.64	13.04	2.200	3.345	2.087	40.6	42.21	13.67	2.200	3.086	2.020	38.1	40.50	14.33	2.200	2.825	1.937	35.4
	8.00	44.73	13.12	2.200	3.407	2.139	42.5	43.25	13.76	2.200	3.142	2.069	39.9	41.51	14.42	2.200	2.877	1.985	37.0
	9.00	45.67	13.20	2.200	3.459	2.184	44.1	44.15	13.84	2.200	3.188	2.111	41.4	42.38	14.51	2.200	2.920	2.027	38.4
ACMR5016	5.00	51.92	15.92	2.200	3.260	2.483	34.7	50.16	16.73	2.200	2.996	2.399	32.6	48.11	17.62	2.200	2.729	2.301	30.2
	6.00	53.69	16.04	2.200	3.345	2.568	36.9	51.88	16.86	2.200	3.076	2.482	34.7	49.77	17.75	2.200	2.803	2.380	32.1
	7.00	55.37	16.16	2.200	3.425	2.648	39.1	53.51	16.98	2.200	3.151	2.560	36.7	51.34	17.87	2.200	2.871	2.455	34.0
	8.00	56.89	16.27	2.200	3.496	2.721	41.1	54.98	17.09	2.200	3.215	2.629	38.6	52.74	17.99	2.200	2.930	2.523	35.7
	9.00	58.23	16.36	2.200	3.557	2.785	42.9	56.28	17.20	2.200	3.271	2.692	40.3	53.99	18.10	2.200	2.981	2.582	37.3
ACMR5020	5.00	62.00	20.01	2.200	3.098	2.965	38.7	60.00	21.08	2.200	2.845	2.870	36.3	57.49	22.20	2.200	2.588	2.750	33.3
	6.00	63.86	20.13	2.200	3.171	3.054	41.0	61.83	21.21	2.200	2.915	2.957	38.5	59.24	22.33	2.200	2.652	2.833	35.4
	7.00	66.09	20.29	2.200	3.256	3.161	43.9	64.00	21.37	2.200	2.994	3.060	41.1	61.33	22.50	2.200	2.725	2.933	37.9
	8.00	68.19	20.45	2.200	3.333	3.261	46.7	66.02	21.53	2.200	3.065	3.158	43.8	63.27	22.66	2.200	2.791	3.026	40.3
	9.00	70.51	20.63	2.200	3.417	3.373	49.9	68.44	21.73	2.200	3.149	3.274	47.0	65.54	22.86	2.200	2.866	3.135	43.2
ACMR5024	5.00	81.53	25.31	3.300	3.220	3.900	23.1	78.64	26.58	3.300	2.957	3.761	21.6	75.39	27.93	3.300	2.699	3.606	19.9
	6.00	84.22	25.54	3.300	3.297	4.028	24.5	81.24	26.82	3.300	3.028	3.886	22.9	77.90	28.17	3.300	2.764	3.726	21.2
	7.00	86.85	25.77	3.300	3.369	4.154	26.0	83.78	27.07	3.300	3.095	4.010	24.3	80.35	28.42	3.300	2.826	3.843	22.5
	8.00	89.67	26.03	3.300	3.444	4.289	27.6	86.52	27.34	3.300	3.163	4.138	25.8	82.99	28.70	3.300	2.891	3.969	23.9
	9.00	91.89	26.24	3.300	3.501	4.395	28.9	88.65	27.56	3.300	3.215	4.240	27.0	85.04	28.92	3.300	2.940	4.067	25.0
ACMR5030	5.00	103.2	31.90	4.500	3.237	4.940	36.0	99.74	33.52	4.500	2.974	4.770	33.7	95.67	35.30	4.500	2.710	4.576	31.2
	6.00	106.9	32.15	4.500	3.326	5.117	38.5	103.3	33.78	4.500	3.058	4.942	36.0	99.13	35.55	4.500	2.787	4.741	33.3
	7.00	110.4	32.39	4.500	3.408	5.281	40.8	106.6	34.03	4.500	3.135	5.100	38.2	102.3	35.81	4.500	2.857	4.896	35.4
	8.00	114.1	32.65	4.500	3.495	5.461	43.5	110.2	34.31	4.500	3.214	5.275	40.8	105.8	36.10	4.500	2.930	5.062	37.7
	9.00	117.4	32.89	4.500	3.569	5.616	45.9	113.3	34.56	4.500	3.280	5.423	42.9	108.8	36.37	4.500	2.991	5.205	39.7
ACMR5040	5.00	136.6	42.08	6.000	3.246	6.535	35.5	131.6	44.40	6.000	2.965	6.298	33.1	125.8	46.87	6.000	2.685	6.020	30.3
	6.00	141.8	42.47	6.000	3.339	6.784	38.2	136.6	44.80	6.000	3.050	6.537	35.5	130.6	47.27	6.000	2.763	6.250	32.6
	7.00	146.2	42.81	6.000	3.415	6.995	40.5	140.9	45.16	6.000	3.120	6.740	37.6	134.7	47.63	6.000	2.828	6.446	34.6
	8.00	151.6	43.27	6.000	3.505	7.256	43.4	146.2	45.63	6.000	3.205	6.997	40.5	139.8	48.11	6.000	2.907	6.691	37.2
	9.00	155.0	43.56	6.000	3.569	7.418	45.2	149.4	45.93	6.000	3.254	7.150	42.2	142.9	48.41	6.000	2.953	6.839	38.8
ACMR5045	5.00	158.4	50.27	6.000	3.152	7.580	35.6	152.9	52.84	6.000	2.893	7.314	33.3	146.4	55.55	6.000	2.636	7.007	30.7
	6.00	164.4	50.79	6.000	3.236	7.865	38.2	158.6	53.39	6.000	2.971	7.589	35.7	152.0	56.12	6.000	2.708	7.272	32.9
	7.00	169.5	51.27	6.000	3.307	8.111	40.5	163.6	53.89	6.000	3.036	7.830	37.8	156.8	56.62	6.000	2.769	7.501	34.9
	8.00	175.8	51.87	6.000	3.389	8.410	43.4	169.8	54.54	6.000	3.113	8.125	40.6	162.7	57.27	6.000	2.842	7.786	37.5
	9.00	179.7	52.26	6.000	3.438	8.595	45.2	173.4	54.93	6.000	3.157	8.296	42.3	166.2	57.65	6.000	2.883	7.952	39.0
ACMR5050	5.00	161.6	50.08	6.000	3.226	7.730	41.4	156.2	52.72	6.000	2.964	7.476	38.8	149.9	55.55	6.000	2.698	7.170	35.8
	6.00	167.4	50.44	6.000	3.320	8.010	44.4	162.0	53.12	6.000	3.050	7.750	41.6	155.3	55.97	6.000	2.775	7.432	38.4
	7.00	172.4	50.76	6.000	3.396	8.249	46.9	166.7	53.46	6.000	3.119	7.980	44.0	159.9	56.33	6.000	2.839	7.651	40.6
	8.00	177.5	51.12	6.000	3.473	8.494	49.6	171.8	53.85	6.000	3.190	8.218	46.6	164.7	56.72	6.000	2.904	7.880	43.0
	9.00	183.2	51.53	6.000	3.555	8.764	52.7	177.1	54.26	6.000	3.264	8.473	49.4	169.8	57.14	6.000	2.972	8.126	45.6
ACMR5055	5.00	180.9	57.42	7.500	3.151	8.657	51.5	175.2	60.37	7.500	2.901	8.380	48.4	168.1	63.48	7.500	2.648	8.041	44.7
	6.00	186.9	57.86	7.500	3.230	8.941	54.7	181.1	60.83	7.500	2.977	8.663	51.5	173.7	63.93	7.500	2.717	8.310	47.6
	7.00	192.6	58.29	7.500	3.304	9.214	57.9	186.5	61.26	7.500	3.045	8.920	54.5	178.9	64.38	7.500	2.780	8.562	50.4
	8.00	198.0	58.71	7.500	3.372	9.473	61.1	191.8	61.70	7.500	3.109	9.177	57.5	184.0	64.81	7.500	2.839	8.804	53.1
	9.00	199.2	59.24	7.500	3.362	9.514	61.3	198.1	62.23	7.500	3.183	9.477	61.1	190.1	65.35	7.500	2.908	9.094	56.5

Table 17

Legend

LWT Evaporator Leaving Water Temperature.
COP Coefficient of Performance

WFR Evaporator Water flow rate.
WPD Evaporator Water Pressure Drop.

Notes:

- Capacity ratings are based on with following condition. Evaporator Water Temperature Change: 5.00°C Evaporator Fouling Factor: 0.0176m² K/kW.
- Power input mentioned in this page should not be used for cable or fuse selection. MCA and MFA values given in the electrical data pages (42 to 46) should be referred for the same



CAPACITY RATINGS - 50. Hz (SI)

Model	LWT	Condenser Entering Air Dry Bulb °C																	
		45.0						48						51.7					
		Capacity	Total Power	Fan Power	COP	WFR	WPD	Capacity	Total Power	Fan Power	COP	WFR	WPD	Capacity	Total Power	Fan Power	COP	WFR	WPD
°C	kW	kW	kW	WW	L/s	kPa	kW	kW	kW	WW	L/s	kPa	kW	kW	kW	WW	L/s	kPa	
ACMR5008	5.00	22.06	10.76	1.100	2.049	1.055	26.1	20.73	11.44	1.100	1.812	0.99	23.4	19.06	12.33	1.100	1.545	0.912	20.3
	6.00	22.81	10.81	1.100	2.108	1.091	27.7	21.45	11.49	1.100	1.866	1.03	24.9	19.72	12.38	1.100	1.592	0.943	21.5
	7.00	23.49	10.86	1.100	2.161	1.123	29.2	22.10	11.54	1.100	1.914	1.06	26.2	20.33	12.43	1.100	1.635	0.972	22.7
	8.00	24.13	10.91	1.100	2.212	1.154	30.7	22.72	11.59	1.100	1.959	1.09	27.5	20.91	12.47	1.100	1.675	1.000	23.8
ACMR5012	5.00	33.91	15.82	2.200	2.143	1.622	25.6	32.09	16.63	2.200	1.929	1.54	23.2	29.79	17.69	2.200	1.684	1.425	20.4
	6.00	35.24	15.94	2.200	2.210	1.685	27.4	33.38	16.75	2.200	1.992	1.60	24.9	31.05	17.81	2.200	1.743	1.485	21.9
	7.00	36.31	16.04	2.200	2.263	1.737	29.0	34.42	16.85	2.200	2.042	1.65	26.3	32.04	17.89	2.200	1.790	1.532	23.2
	8.00	37.24	16.13	2.200	2.308	1.781	30.3	35.32	16.92	2.200	2.086	1.69	27.5	32.89	17.95	2.200	1.831	1.573	24.3
ACMR5016	5.00	43.21	20.05	2.200	2.154	2.067	24.8	41.06	21.25	2.200	1.931	1.96	22.7	38.38	22.84	2.200	1.680	1.836	20.2
	6.00	44.71	20.18	2.200	2.215	2.139	26.4	42.49	21.38	2.200	1.986	2.03	24.1	39.72	22.97	2.200	1.728	1.900	21.4
	7.00	46.13	20.31	2.200	2.270	2.206	28.0	43.82	21.51	2.200	2.037	2.10	25.5	40.98	23.10	2.200	1.773	1.960	22.6
	8.00	47.40	20.43	2.200	2.319	2.267	29.4	45.05	21.63	2.200	2.082	2.16	26.8	42.12	23.22	2.200	1.813	2.015	23.7
ACMR5020	5.00	51.39	25.13	2.200	2.044	2.458	26.8	48.66	26.52	2.200	1.834	2.33	24.1	45.25	28.32	2.200	1.597	2.164	21.0
	6.00	52.95	25.27	2.200	2.095	2.532	28.4	50.14	26.67	2.200	1.879	2.40	25.5	46.60	28.48	2.200	1.635	2.229	22.2
	7.00	54.82	25.45	2.200	2.153	2.622	30.4	51.91	26.86	2.200	1.932	2.48	27.3	48.25	28.69	2.200	1.681	2.308	23.7
	8.00	56.57	25.63	2.200	2.207	2.706	32.3	53.58	27.04	2.200	1.980	2.56	29.1	49.81	28.88	2.200	1.724	2.382	25.2
ACMR5024	5.00	67.42	31.44	3.300	2.144	3.225	16.2	63.83	33.10	3.300	1.928	3.05	14.6	59.29	35.26	3.300	1.681	2.836	12.7
	6.00	69.71	31.68	3.300	2.200	3.334	17.2	66.03	33.33	3.300	1.981	3.16	15.6	61.38	35.46	3.300	1.730	2.936	13.6
	7.00	71.94	31.90	3.300	2.254	3.441	18.3	68.16	33.53	3.300	2.032	3.26	16.5	63.39	35.63	3.300	1.779	3.032	14.4
	8.00	74.33	32.14	3.300	2.312	3.555	19.4	70.44	33.73	3.300	2.088	3.37	17.6	65.54	35.77	3.300	1.832	3.135	15.3
ACMR5030	5.00	85.96	40.16	4.500	2.140	4.112	25.5	81.70	42.55	4.500	1.919	3.91	23.2	76.40	45.74	4.500	1.670	3.654	20.4
	6.00	89.10	40.42	4.500	2.204	4.262	27.3	84.69	42.82	4.500	1.977	4.05	24.8	79.20	46.01	4.500	1.721	3.788	21.9
	7.00	92.02	40.69	4.500	2.261	4.401	29.0	87.47	43.09	4.500	2.029	4.18	26.4	81.80	46.28	4.500	1.767	3.913	23.2
	8.00	95.14	40.99	4.500	2.320	4.551	30.9	90.44	43.39	4.500	2.084	4.33	28.1	84.58	46.57	4.500	1.816	4.045	24.7
ACMR5040	5.00	111.4	53.38	6.000	2.087	5.330	23.9	104.8	56.48	6.000	1.855	5.01	21.3	96.45	60.53	6.000	1.593	4.613	18.1
	6.00	115.7	53.77	6.000	2.152	5.536	25.8	108.9	56.87	6.000	1.915	5.21	22.9	100.3	60.89	6.000	1.647	4.798	19.5
	7.00	119.4	54.12	6.000	2.206	5.713	27.4	112.4	57.19	6.000	1.966	5.38	24.4	103.6	61.19	6.000	1.693	4.956	20.8
	8.00	124.0	54.55	6.000	2.273	5.933	29.5	116.8	57.59	6.000	2.028	5.59	26.2	107.6	61.54	6.000	1.749	5.150	22.4
ACMR5045	5.00	130.7	62.62	6.000	2.087	6.253	24.7	123.6	65.97	6.000	1.873	5.91	22.2	114.6	70.32	6.000	1.629	5.483	19.2
	6.00	135.7	63.18	6.000	2.148	6.494	26.5	128.4	66.51	6.000	1.930	6.14	23.9	119.1	70.83	6.000	1.682	5.700	20.7
	7.00	140.1	63.65	6.000	2.201	6.702	28.2	132.6	66.95	6.000	1.980	6.34	25.4	123.1	71.20	6.000	1.729	5.891	22.1
	8.00	145.4	64.20	6.000	2.265	6.958	30.3	137.7	67.42	6.000	2.042	6.59	27.3	127.9	71.56	6.000	1.787	6.120	23.7
ACMR5050	5.00	134.4	63.16	6.000	2.128	6.430	28.8	127.5	66.84	6.000	1.908	6.10	25.9	118.9	71.70	6.000	1.658	5.689	22.3
	6.00	139.2	63.59	6.000	2.190	6.662	31.0	132.1	67.26	6.000	1.963	6.32	27.8	123.1	72.10	6.000	1.707	5.889	24.1
	7.00	143.4	63.96	6.000	2.242	6.860	32.8	136.0	67.63	6.000	2.011	6.51	29.5	126.8	72.45	6.000	1.750	6.065	25.6
	8.00	147.6	64.34	6.000	2.294	7.063	34.8	140.0	68.00	6.000	2.059	6.70	31.3	130.5	72.80	6.000	1.793	6.245	27.2
ACMR5055	5.00	150.8	71.66	7.500	2.104	7.216	36.3	143.1	75.57	7.500	1.893	6.85	32.7	133.2	80.74	7.500	1.650	6.374	28.3
	6.00	155.8	72.13	7.500	2.159	7.453	38.6	147.7	76.05	7.500	1.943	7.07	34.8	137.5	81.24	7.500	1.692	6.578	30.2
	7.00	160.6	72.60	7.500	2.212	7.682	40.9	152.3	76.53	7.500	1.990	7.29	37.0	141.8	81.74	7.500	1.735	6.786	32.1
	8.00	165.1	73.04	7.500	2.260	7.898	43.2	156.6	76.98	7.500	2.035	7.49	39.0	145.8	82.19	7.500	1.774	6.977	33.9
9.00	170.6	73.59	7.500	2.318	8.163	46.0	161.9	77.53	7.500	2.088	7.75	41.6	150.8	82.75	7.500	1.823	7.217	36.3	

Table 18

Legend

LWT Evaporator Leaving Water Temperature.
COP Coefficient of Performance

WFR Evaporator Water flow rate.
WPD Evaporator Water Pressure Drop.

Notes:

- Capacity ratings are based on with following condition. Evaporator Water Temperature Change: 5.00°C Evaporator Fouling Factor: 0.0176m² K/kW.
- Power input mentioned in this page should not be used for cable or fuse selection. MCA and MFA values given in the electrical data pages (42 to 46) should be referred for the same

CAPACITY RATINGS - 50. Hz (SI)

Model	LWT	Condenser Entering Air Dry Bulb °C																	
		32.0						35.0						38.0					
		Capacity	Total Power	Fan Power	COP	WFR	WPD	Capacity	Total Power	Fan Power	COP	WFR	WPD	Capacity	Total Power	Fan Power	COP	WFR	WPD
°C	kW	kW	kW	WW	L/s	kPa	kW	kW	kW	WW	L/s	kPa	kW	kW	kW	WW	L/s	kPa	
ACMR5060	5.00	212.3	64.67	9.000	3.283	10.15	35.6	205.6	67.84	9.000	3.030	9.836	33.3	197.5	71.17	9.000	2.775	9.450	30.5
	6.00	219.7	65.27	9.000	3.365	10.50	38.2	212.7	68.43	9.000	3.109	10.17	35.8	204.4	71.75	9.000	2.849	9.778	32.9
	7.00	226.0	65.78	9.000	3.435	10.81	40.5	218.8	68.94	9.000	3.175	10.47	37.9	210.3	72.25	9.000	2.910	10.05	34.9
	8.00	233.2	66.37	9.000	3.513	11.15	43.2	225.9	69.54	9.000	3.248	10.80	40.5	217.0	72.85	9.000	2.978	10.38	37.3
	9.00	239.7	66.91	9.000	3.581	11.46	45.7	231.9	70.07	9.000	3.310	11.09	42.7	222.9	73.39	9.000	3.037	10.66	39.4
ACMR5070	5.00	242.2	75.10	9.000	3.224	11.58	46.4	234.5	79.08	9.000	2.965	11.21	43.5	224.8	83.33	9.000	2.697	10.75	40.1
	6.00	249.4	75.54	9.000	3.301	11.93	49.2	241.6	79.58	9.000	3.036	11.56	46.2	231.6	83.85	9.000	2.762	11.08	42.5
	7.00	257.4	76.07	9.000	3.384	12.31	52.4	249.4	80.15	9.000	3.112	11.93	49.1	239.1	84.44	9.000	2.831	11.43	45.2
	8.00	265.8	76.65	9.000	3.467	12.71	55.8	257.4	80.75	9.000	3.188	12.31	52.4	246.8	85.06	9.000	2.901	11.80	48.1
	9.00	273.8	77.22	9.000	3.545	13.09	59.2	265.1	81.35	9.000	3.259	12.68	55.5	254.1	85.66	9.000	2.966	12.15	51.0
ACMR5075	5.00	258.3	82.20	9.000	3.143	12.35	52.7	250.2	86.58	9.000	2.890	11.97	49.5	239.8	91.18	9.000	2.630	11.47	45.5
	6.00	265.5	82.74	9.000	3.209	12.70	55.7	257.3	87.16	9.000	2.952	12.31	52.3	246.6	91.77	9.000	2.687	11.79	48.1
	7.00	273.7	83.38	9.000	3.283	13.09	59.2	265.4	87.84	9.000	3.021	12.70	55.6	254.3	92.46	9.000	2.750	12.16	51.1
	8.00	282.5	84.09	9.000	3.359	13.51	63.0	273.8	88.57	9.000	3.091	13.10	59.2	262.4	93.21	9.000	2.815	12.55	54.4
	9.00	291.0	84.81	9.000	3.431	13.92	66.8	282.0	89.30	9.000	3.157	13.49	62.7	270.2	93.94	9.000	2.876	12.92	57.7
ACMR5085	5.00	275.6	88.48	9.000	3.115	13.18	60.0	267.1	93.21	9.000	2.865	12.77	56.3	256.0	98.11	9.000	2.609	12.24	51.8
	6.00	282.6	89.07	9.000	3.173	13.52	63.0	274.1	93.83	9.000	2.921	13.11	59.3	262.7	98.72	9.000	2.661	12.56	54.5
	7.00	291.0	89.78	9.000	3.240	13.91	66.8	282.4	94.57	9.000	2.986	13.51	62.9	270.5	99.46	9.000	2.720	12.94	57.8
	8.00	300.3	90.60	9.000	3.314	14.36	71.0	291.4	95.40	9.000	3.054	13.93	66.9	279.2	100.3	9.000	2.783	13.35	61.5
	9.00	309.5	91.43	9.000	3.385	14.80	75.3	300.1	96.23	9.000	3.118	14.35	71.0	287.6	101.1	9.000	2.843	13.76	65.3
ACMR5090	5.00	307.4	97.27	9.000	3.160	14.70	35.9	297.2	102.3	9.000	2.904	14.21	33.6	285.0	107.5	9.000	2.649	13.63	31.0
	6.00	317.4	98.25	9.000	3.230	15.18	38.2	306.9	103.3	9.000	2.970	14.68	35.7	294.3	108.5	9.000	2.710	14.07	33.0
	7.00	326.6	99.17	9.000	3.293	15.62	40.4	315.8	104.2	9.000	3.029	15.11	37.8	302.8	109.5	9.000	2.765	14.48	34.8
	8.00	336.7	100.2	9.000	3.360	16.10	42.9	325.6	105.3	9.000	3.091	15.57	40.1	312.2	110.5	9.000	2.823	14.93	37.0
	9.00	345.8	101.1	9.000	3.418	16.54	45.2	334.2	106.2	9.000	3.145	15.98	42.3	320.5	111.5	9.000	2.873	15.33	38.9
ACMR5095	5.00	326.9	100.3	12.00	3.257	15.64	41.1	316.3	105.6	12.00	2.992	15.12	38.5	303.3	111.3	12.00	2.723	14.50	35.5
	6.00	337.8	101.0	12.00	3.342	16.16	43.9	326.9	106.4	12.00	3.071	15.63	41.1	313.5	112.1	12.00	2.794	14.99	37.9
	7.00	348.3	101.7	12.00	3.422	16.66	46.5	337.0	107.1	12.00	3.144	16.12	43.6	323.2	112.9	12.00	2.861	15.46	40.2
	8.00	359.4	102.5	12.00	3.504	17.19	49.5	347.8	108.0	12.00	3.219	16.63	46.4	333.5	113.7	12.00	2.931	15.95	42.8
	9.00	370.2	103.3	12.00	3.582	17.71	52.4	358.1	108.8	12.00	3.290	17.12	49.1	343.4	114.5	12.00	2.996	16.42	45.3
ACMR5110	5.00	360.3	114.8	12.00	3.137	17.23	49.7	348.6	120.9	12.00	2.882	16.67	46.6	334.2	127.3	12.00	2.625	15.98	42.9
	6.00	371.3	115.7	12.00	3.208	17.76	52.7	359.5	121.8	12.00	2.949	17.19	49.5	344.6	128.2	12.00	2.686	16.48	45.6
	7.00	382.5	116.7	12.00	3.277	18.30	55.8	370.3	122.8	12.00	3.014	17.71	52.4	354.9	129.2	12.00	2.745	16.98	48.3
	8.00	394.3	117.7	12.00	3.348	18.86	59.1	381.7	123.9	12.00	3.079	18.25	55.6	365.9	130.3	12.00	2.806	17.50	51.2
	9.00	406.3	118.8	12.00	3.419	19.43	62.7	393.2	125.0	12.00	3.144	18.80	58.8	376.9	131.4	12.00	2.867	18.03	54.2
ACMR5120	5.00	405.3	129.2	12.00	3.135	19.38	48.7	391.9	136.0	12.00	2.881	18.75	45.6	375.8	143.0	12.00	2.627	17.97	41.9
	6.00	417.7	130.4	12.00	3.201	19.98	51.7	404.2	137.2	12.00	2.944	19.33	48.5	387.5	144.2	12.00	2.686	18.53	44.6
	7.00	430.0	131.6	12.00	3.265	20.56	54.7	416.1	138.4	12.00	3.005	19.90	51.3	398.9	145.4	12.00	2.741	19.08	47.2
	8.00	443.1	133.0	12.00	3.331	21.19	58.0	428.8	139.8	12.00	3.066	20.51	54.4	411.1	146.8	12.00	2.799	19.66	50.1
	9.00	456.2	134.3	12.00	3.394	21.82	61.4	441.2	141.1	12.00	3.124	21.10	57.5	423.0	148.2	12.00	2.854	20.23	53.0
ACMR5130	5.00	446.1	138.4	18.00	3.221	21.34	61.0	432.4	145.6	18.00	2.968	20.68	57.4	414.6	153.3	18.00	2.703	19.83	52.8
	6.00	458.6	139.1	18.00	3.296	21.94	64.4	445.0	146.4	18.00	3.039	21.28	60.7	426.4	154.1	18.00	2.766	20.40	55.8
	7.00	472.7	139.9	18.00	3.378	22.61	68.4	458.9	147.2	18.00	3.116	21.96	64.5	439.9	155.0	18.00	2.837	21.04	59.3
	8.00	488.2	140.8	18.00	3.465	23.35	72.8	473.9	148.2	18.00	3.196	22.67	68.7	454.3	156.0	18.00	2.911	21.73	63.2
	9.00	503.1	141.8	18.00	3.547	24.06	77.2	488.4	149.2	18.00	3.271	23.36	72.8	468.1	157.0	18.00	2.981	22.39	67.1

Table 19

Legend

LWT Evaporator Leaving Water Temperature.
COP Coefficient of Performance

WFR Evaporator Water flow rate.
WPD Evaporator Water Pressure Drop.

Notes:

- Capacity ratings are based on with following condition. Evaporator Water Temperature Change: 5.00°C Evaporator Fouling Factor: 0.0176m² K/kW.
- Power input mentioned in this page should not be used for cable or fuse selection. MCA and MFA values given in the electrical data pages (42 to 46) should be referred for the same



CAPACITY RATINGS - 50. Hz (SI)

Model	LWT	Condenser Entering Air Dry Bulb °C																	
		45.0						48						51.7					
		Capacity	Total Power	Fan Power	COP	WFR	WPD	Capacity	Total Power	Fan Power	COP	WFR	WPD	Capacity	Total Power	Fan Power	COP	WFR	WPD
°C	kW	kW	kW	WW	L/s	kPa	kW	kW	kW	WW	L/s	kPa	kW	kW	kW	WW	L/s	kPa	
ACMR5060	5.00	177.8	79.89	9.000	2.225	8.506	24.0	168.9	84.02	9.000	2.010	8.081	21.1	157.5	89.47	9.000	1.760	7.536	17.6
	6.00	184.0	80.48	9.000	2.286	8.803	26.0	174.8	84.64	9.000	2.065	8.364	23.0	163.1	90.14	9.000	1.809	7.803	19.3
	7.00	189.3	81.00	9.000	2.337	9.058	27.8	179.9	85.17	9.000	2.112	8.608	24.7	167.9	90.70	9.000	1.851	8.033	20.8
	8.00	195.4	81.60	9.000	2.394	9.347	29.8	185.7	85.77	9.000	2.165	8.88	26.5	173.3	91.30	9.000	1.898	8.290	22.5
	9.00	200.9	82.14	9.000	2.445	9.609	31.6	191.0	86.32	9.000	2.212	9.14	28.3	178.4	91.86	9.000	1.941	8.533	24.2
ACMR5070	5.00	201.4	94.72	9.000	2.126	9.636	32.5	191.0	100.2	9.000	1.905	9.138	29.5	178.0	107.5	9.000	1.655	8.516	26.0
	6.00	207.4	95.25	9.000	2.177	9.923	34.3	196.6	100.7	9.000	1.951	9.407	31.1	183.1	108.0	9.000	1.695	8.761	27.3
	7.00	214.0	95.85	9.000	2.233	10.24	36.4	202.9	101.3	9.000	2.002	9.707	32.9	188.9	108.5	9.000	1.740	9.039	28.9
	8.00	221.0	96.47	9.000	2.290	10.57	38.8	209.5	101.9	9.000	2.055	10.02	35.0	195.1	109.1	9.000	1.788	9.335	30.6
	9.00	227.6	97.08	9.000	2.345	10.89	41.1	215.9	102.5	9.000	2.105	10.32	37.0	201.1	109.7	9.000	1.833	9.622	32.4
ACMR5075	5.00	214.7	103.3	9.000	2.077	10.27	36.6	203.4	109.1	9.000	1.864	9.733	33.1	189.3	116.7	9.000	1.621	9.059	29.0
	6.00	220.6	103.9	9.000	2.122	10.55	38.6	209.0	109.7	9.000	1.904	10.00	34.8	194.4	117.3	9.000	1.656	9.303	30.4
	7.00	227.4	104.6	9.000	2.173	10.88	41.0	215.4	110.4	9.000	1.950	10.30	36.9	200.4	118.0	9.000	1.697	9.588	32.2
	8.00	234.8	105.4	9.000	2.227	11.23	43.6	222.4	111.2	9.000	1.999	10.64	39.2	206.9	118.8	9.000	1.741	9.901	34.2
	9.00	241.9	106.1	9.000	2.278	11.57	46.3	229.2	111.9	9.000	2.046	10.96	41.6	213.3	119.5	9.000	1.784	10.20	36.2
ACMR5085	5.00	229.1	110.8	9.000	2.066	10.95	41.6	217.0	116.8	9.000	1.856	10.38	37.4	201.8	124.6	9.000	1.618	9.653	32.6
	6.00	234.9	111.5	9.000	2.106	11.23	43.7	222.5	117.5	9.000	1.892	10.64	39.3	206.8	125.4	9.000	1.649	9.894	34.1
	7.00	241.9	112.2	9.000	2.154	11.57	46.3	229.0	118.3	9.000	1.935	10.95	41.6	212.9	126.2	9.000	1.686	10.18	36.1
	8.00	249.7	113.1	9.000	2.206	11.94	49.3	236.5	119.2	9.000	1.983	11.31	44.3	219.9	127.2	9.000	1.728	10.52	38.4
	9.00	257.3	114.0	9.000	2.257	12.31	52.3	243.8	120.1	9.000	2.029	11.66	47.0	226.8	128.1	9.000	1.770	10.85	40.8
ACMR5090	5.00	255.2	121.2	9.000	2.105	12.21	25.4	241.9	127.6	9.000	1.895	11.57	23.1	225.0	135.9	9.000	1.655	10.76	20.6
	6.00	263.6	122.2	9.000	2.155	12.61	26.9	249.8	128.7	9.000	1.940	11.95	24.4	232.5	137.1	9.000	1.695	11.12	21.7
	7.00	271.3	123.2	9.000	2.201	12.98	28.3	257.2	129.7	9.000	1.982	12.30	25.7	239.5	138.1	9.000	1.733	11.45	22.7
	8.00	279.7	124.3	9.000	2.250	13.38	30.0	265.2	130.8	9.000	2.027	12.68	27.2	247.0	139.2	9.000	1.773	11.81	23.9
	9.00	287.3	125.3	9.000	2.293	13.74	31.5	272.5	131.8	9.000	2.067	13.03	28.5	253.9	140.2	9.000	1.810	12.14	25.1
ACMR5095	5.00	271.9	126.5	12.00	2.148	13.00	28.5	258.0	133.9	12.00	1.925	12.34	25.7	240.4	143.6	12.00	1.673	11.50	22.2
	6.00	280.9	127.4	12.00	2.205	13.44	30.5	266.5	134.7	12.00	1.977	12.74	27.4	248.3	144.4	12.00	1.719	11.87	23.7
	7.00	289.6	128.1	12.00	2.259	13.85	32.4	274.7	135.5	12.00	2.027	13.14	29.1	256.0	145.1	12.00	1.764	12.24	25.3
	8.00	298.9	129.0	12.00	2.316	14.29	34.5	283.5	136.3	12.00	2.079	13.56	31.0	264.2	145.9	12.00	1.811	12.64	26.9
	9.00	307.9	129.8	12.00	2.371	14.73	36.6	292.2	137.1	12.00	2.130	13.97	33.0	272.5	146.7	12.00	1.857	13.03	28.7
ACMR5110	5.00	299.2	144.0	12.00	2.077	14.31	34.6	283.5	152.0	12.00	1.865	13.56	31.0	263.9	162.3	12.00	1.625	12.62	26.9
	6.00	308.4	145.0	12.00	2.126	14.75	36.7	292.2	153.0	12.00	1.909	13.97	33.0	271.9	163.4	12.00	1.663	13.00	28.5
	7.00	317.7	146.1	12.00	2.174	15.20	38.9	301.1	154.1	12.00	1.953	14.40	35.0	280.2	164.5	12.00	1.702	13.40	30.3
	8.00	327.5	147.1	12.00	2.225	15.66	41.3	310.4	155.2	12.00	1.999	14.84	37.1	288.9	165.6	12.00	1.744	13.82	32.2
	9.00	337.6	148.3	12.00	2.275	16.14	43.8	320.0	156.3	12.00	2.047	15.31	39.4	298.0	166.7	12.00	1.786	14.25	34.3
ACMR5120	5.00	336.4	161.1	12.00	2.087	16.09	33.3	318.7	169.6	12.00	1.878	15.24	29.6	296.4	180.6	12.00	1.641	14.18	25.2
	6.00	346.8	162.4	12.00	2.135	16.59	35.5	328.6	171.0	12.00	1.921	15.72	31.7	305.7	182.1	12.00	1.678	14.62	27.0
	7.00	357.1	163.7	12.00	2.180	17.08	37.7	338.4	172.3	12.00	1.963	16.18	33.7	314.9	183.5	12.00	1.715	15.06	28.9
	8.00	368.1	165.1	12.00	2.228	17.60	40.2	348.8	173.8	12.00	2.007	16.68	36.0	324.7	185.0	12.00	1.754	15.53	30.9
	9.00	379.0	166.5	12.00	2.275	18.13	42.6	359.3	175.2	12.00	2.050	17.18	38.2	334.6	186.4	12.00	1.794	16.00	32.9
ACMR5130	5.00	371.7	173.9	18.00	2.136	17.78	42.5	352.6	183.9	18.00	1.917	16.86	38.3	328.7	196.9	18.00	1.669	15.72	33.5
	6.00	382.2	174.7	18.00	2.187	18.28	44.9	362.4	184.6	18.00	1.962	17.33	40.4	337.5	197.7	18.00	1.707	16.14	35.2
	7.00	393.9	175.6	18.00	2.242	18.84	47.7	373.4	185.5	18.00	2.012	17.86	42.9	347.7	198.6	18.00	1.750	16.63	37.3
	8.00	406.9	176.6	18.00	2.303	19.46	50.8	385.7	186.6	18.00	2.067	18.45	45.7	359.1	199.6	18.00	1.798	17.17	39.7
	9.00	419.3	177.7	18.00	2.359	20.06	54.0	397.6	187.6	18.00	2.119	19.01	48.6	370.2	200.6	18.00	1.845	17.71	42.2

Table 20

Legend

LWT Evaporator Leaving Water Temperature.
COP Coefficient of Performance

WFR Evaporator Water flow rate.
WPD Evaporator Water Pressure Drop.

Notes:

- Capacity ratings are based on with following condition. Evaporator Water Temperature Change: 5.00°C Evaporator Fouling Factor: 0.0176m² K/kW.
- Power input mentioned in this page should not be used for cable or fuse selection. MCA and MFA values given in the electrical data pages (42 to 46) should be referred for the same

CAPACITY RATINGS - 50. Hz (SI)

Model	LWT	Condenser Entering Air Dry Bulb °C																	
		32.0						35.0						38.0					
		Capacity	Total Power	Fan Power	COP	WFR	WPD	Capacity	Total Power	Fan Power	COP	WFR	WPD	Capacity	Total Power	Fan Power	COP	WFR	WPD
°C	kW	kW	kW	WW	L/s	kPa	kW	kW	kW	WW	L/s	kPa	kW	kW	kW	WW	L/s	kPa	
ACMR5140	5.00	472.0	149.5	18.00	3.156	22.58	68.2	457.5	157.4	18.00	2.906	21.88	64.1	438.5	165.8	18.00	2.644	20.97	59.0
	6.00	484.4	150.2	18.00	3.224	23.17	71.7	470.1	158.2	18.00	2.970	22.48	67.6	450.4	166.7	18.00	2.701	21.54	62.2
	7.00	498.6	151.0	18.00	3.300	23.85	75.8	484.2	159.2	18.00	3.041	23.17	71.6	463.8	167.7	18.00	2.765	22.18	65.9
	8.00	514.9	152.1	18.00	3.384	24.63	80.7	500.0	160.3	18.00	3.117	23.92	76.3	478.9	168.9	18.00	2.835	22.91	70.1
	9.00	530.7	153.2	18.00	3.463	25.38	85.5	515.3	161.5	18.00	3.189	24.64	80.8	493.5	170.1	18.00	2.901	23.60	74.3
ACMR5155	5.00	522.5	164.8	18.00	3.169	24.99	41.8	505.3	173.5	18.00	2.911	24.17	39.1	484.6	182.7	18.00	2.651	23.18	36.1
	6.00	538.6	166.0	18.00	3.243	25.76	44.3	521.3	174.8	18.00	2.980	24.93	41.6	499.8	184.1	18.00	2.714	23.90	38.3
	7.00	555.0	167.3	18.00	3.315	26.54	47.0	537.1	176.2	18.00	3.048	25.70	44.0	515.0	185.5	18.00	2.776	24.63	40.6
	8.00	572.4	168.8	18.00	3.390	27.38	49.9	554.1	177.7	18.00	3.117	26.50	46.9	531.2	187.0	18.00	2.840	25.40	43.1
	9.00	590.2	170.3	18.00	3.465	28.23	53.0	571.0	179.2	18.00	3.185	27.31	49.7	547.5	188.5	18.00	2.903	26.18	45.8
ACMR5165	5.00	559.0	177.6	18.00	3.147	26.74	47.7	540.9	187.0	18.00	2.892	25.87	44.7	518.7	196.8	18.00	2.635	24.81	41.2
	6.00	575.0	178.9	18.00	3.212	27.50	50.4	556.8	188.4	18.00	2.955	26.63	47.3	533.9	198.2	18.00	2.693	25.53	43.6
	7.00	592.1	180.4	18.00	3.281	28.32	53.3	573.4	189.9	18.00	3.019	27.43	50.1	549.8	199.7	18.00	2.752	26.29	46.1
	8.00	610.2	182.0	18.00	3.351	29.18	56.6	591.0	191.5	18.00	3.084	28.27	53.2	566.6	201.4	18.00	2.813	27.10	48.9
	9.00	629.8	183.8	18.00	3.425	30.12	60.2	609.6	193.3	18.00	3.152	29.16	56.5	584.6	203.2	18.00	2.876	27.96	52.0
ACMR5180	5.00	604.7	193.5	18.00	3.124	28.92	54.2	585.6	203.7	18.00	2.873	28.01	50.8	561.3	214.2	18.00	2.619	26.84	46.7
	6.00	621.8	195.2	18.00	3.184	29.74	57.4	602.3	205.4	18.00	2.931	28.81	53.8	577.2	215.9	18.00	2.673	27.61	49.4
	7.00	640.6	197.0	18.00	3.250	30.64	60.9	620.7	207.3	18.00	2.993	29.69	57.1	594.8	217.8	18.00	2.730	28.45	52.5
	8.00	660.1	199.0	18.00	3.316	31.57	64.7	639.4	209.3	18.00	3.054	30.58	60.7	612.8	219.8	18.00	2.787	29.31	55.7
	9.00	679.4	201.0	18.00	3.379	32.50	68.5	658.3	211.4	18.00	3.114	31.49	64.3	630.9	221.9	18.00	2.843	30.18	59.1
ACMR5190	5.00	653.9	200.7	24.00	3.257	31.28	41.1	632.6	211.3	24.00	2.992	30.25	38.5	606.6	222.7	24.00	2.723	29.01	35.5
	6.00	675.7	202.1	24.00	3.342	32.32	43.9	653.9	212.9	24.00	3.071	31.27	41.1	627.0	224.3	24.00	2.794	29.99	37.9
	7.00	696.7	203.5	24.00	3.422	33.32	46.5	674.1	214.3	24.00	3.144	32.25	43.6	646.4	225.8	24.00	2.861	30.92	40.2
	8.00	718.9	205.1	24.00	3.504	34.39	49.5	695.7	216.0	24.00	3.219	33.27	46.4	667.0	227.5	24.00	2.931	31.90	42.8
	9.00	740.5	206.7	24.00	3.582	35.42	52.4	716.2	217.6	24.00	3.290	34.25	49.1	686.8	229.1	24.00	2.996	32.85	45.3
ACMR5205	5.00	687.7	215.1	24.00	3.197	32.89	45.4	665.3	226.5	24.00	2.937	31.82	42.6	638.0	238.5	24.00	2.674	30.51	39.2
	6.00	709.7	216.7	24.00	3.274	33.95	48.2	687.0	228.2	24.00	3.009	32.86	45.3	658.6	240.3	24.00	2.740	31.50	41.7
	7.00	731.4	218.4	24.00	3.349	34.98	51.1	707.9	229.9	24.00	3.078	33.86	48.0	678.7	242.1	24.00	2.803	32.46	44.2
	8.00	754.3	220.2	24.00	3.425	36.08	54.3	730.1	231.8	24.00	3.148	34.92	51.0	699.9	244.0	24.00	2.868	33.48	47.0
	9.00	777.2	222.1	24.00	3.499	37.17	57.5	751.9	233.7	24.00	3.216	35.96	53.9	720.9	245.9	24.00	2.930	34.48	49.7
ACMR5215	5.00	720.6	229.6	24.00	3.137	34.47	49.7	697.2	241.8	24.00	2.882	33.35	46.6	668.5	254.6	24.00	2.625	31.97	42.9
	6.00	742.7	231.4	24.00	3.208	35.52	52.7	719.0	243.7	24.00	2.949	34.39	49.5	689.2	256.5	24.00	2.686	32.96	45.6
	7.00	765.1	233.4	24.00	3.277	36.60	55.8	740.6	245.7	24.00	3.014	35.43	52.4	710.0	258.5	24.00	2.745	33.96	48.3
	8.00	788.6	235.4	24.00	3.348	37.72	59.1	763.4	247.8	24.00	3.079	36.51	55.6	731.8	260.7	24.00	2.806	35.00	51.2
	9.00	812.7	237.6	24.00	3.419	38.87	62.7	786.4	250.0	24.00	3.144	37.61	58.8	753.9	262.9	24.00	2.867	36.06	54.2
ACMR5230	5.00	772.2	246.2	24.00	3.136	36.93	44.2	746.5	259.1	24.00	2.880	35.70	41.3	715.7	272.6	24.00	2.625	34.23	37.9
	6.00	796.6	248.5	24.00	3.205	38.10	47.1	770.4	261.5	24.00	2.946	36.85	44.0	738.5	275.0	24.00	2.685	35.32	40.4
	7.00	820.3	250.7	24.00	3.270	39.23	49.9	793.3	263.8	24.00	3.007	37.95	46.6	760.5	277.3	24.00	2.742	36.38	42.9
	8.00	845.6	253.2	24.00	3.338	40.45	52.9	817.9	266.3	24.00	3.070	39.12	49.6	784.0	279.9	24.00	2.800	37.50	45.6
	9.00	870.0	255.7	24.00	3.401	41.61	56.0	841.0	268.8	24.00	3.127	40.22	52.4	806.3	282.4	24.00	2.855	38.57	48.2
ACMR5240	5.00	810.6	258.5	24.00	3.135	38.77	48.7	783.9	272.0	24.00	2.881	37.50	45.6	751.7	286.0	24.00	2.627	35.95	41.9
	6.00	835.5	260.9	24.00	3.201	39.96	51.7	808.4	274.4	24.00	2.944	38.66	48.5	775.0	288.4	24.00	2.686	37.07	44.6
	7.00	860.0	263.3	24.00	3.265	41.13	54.7	832.2	276.9	24.00	3.005	39.81	51.3	797.8	290.9	24.00	2.741	38.16	47.2
	8.00	886.3	266.0	24.00	3.331	42.39	58.0	857.6	279.6	24.00	3.066	41.02	54.4	822.3	293.7	24.00	2.799	39.33	50.1
	9.00	912.4	268.7	24.00	3.394	43.64	61.4	882.4	282.3	24.00	3.124	42.21	57.5	846.1	296.4	24.00	2.854	40.47	53.0

Table 21

Legend

LWT Evaporator Leaving Water Temperature.
COP Coefficient of Performance

WFR Evaporator Water flow rate.
WPD Evaporator Water Pressure Drop.

Notes:

- Capacity ratings are based on with following condition. Evaporator Water Temperature Change: 5.00°C Evaporator Fouling Factor: 0.0176m² K/kW.
- Power input mentioned in this page should not be used for cable or fuse selection. MCA and MFA values given in the electrical data pages (42 to 46) should be referred for the same



CAPACITY RATINGS - 50. Hz (SI)

Model	LWT	Condenser Entering Air Dry Bulb °C																	
		45.0						48						51.7					
		Capacity	Total Power	Fan Power	COP	WFR	WPD	Capacity	Total Power	Fan Power	COP	WFR	WPD	Capacity	Total Power	Fan Power	COP	WFR	WPD
°C	kW	kW	kW	WW	L/s	kPa	kW	kW	kW	WW	L/s	kPa	kW	kW	kW	WW	L/s	kPa	
ACMR5140	5.00	392.6	188.5	18.00	2.082	18.78	47.3	372.2	199.5	18.00	1.865	17.80	42.60	346.7	214.1	18.00	1.619	16.58	37.1
	6.00	402.8	189.4	18.00	2.126	19.26	49.8	381.7	200.4	18.00	1.904	18.25	44.80	355.2	214.9	18.00	1.652	16.99	38.9
	7.00	414.5	190.4	18.00	2.176	19.83	52.8	392.6	201.4	18.00	1.948	18.78	47.30	365.1	215.9	18.00	1.691	17.46	41.0
	8.00	428.1	191.7	18.00	2.233	20.47	56.2	405.4	202.6	18.00	2.000	19.39	50.50	377.0	217.0	18.00	1.737	18.03	43.7
	9.00	441.2	192.8	18.00	2.287	21.10	59.7	417.9	203.8	18.00	2.050	19.99	53.60	388.7	218.1	18.00	1.782	18.59	46.4
ACMR5155	5.00	434.2	207.1	18.00	2.095	20.77	29.2	411.7	218.8	18.00	1.881	19.69	26.40	383.4	234.0	18.00	1.638	18.34	23.1
	6.00	447.6	208.5	18.00	2.146	21.41	30.9	424.3	220.2	18.00	1.926	20.29	27.90	395.0	235.4	18.00	1.677	18.89	24.4
	7.00	461.2	209.9	18.00	2.196	22.06	32.8	437.2	221.6	18.00	1.972	20.91	29.60	407.1	236.9	18.00	1.718	19.47	25.8
	8.00	475.7	211.4	18.00	2.249	22.75	34.8	450.8	223.1	18.00	2.020	21.56	31.40	419.9	238.3	18.00	1.761	20.08	27.4
	9.00	490.6	213.0	18.00	2.302	23.47	36.9	465.3	224.7	18.00	2.070	22.25	33.30	433.5	239.9	18.00	1.806	20.73	29.1
ACMR5165	5.00	464.7	222.4	18.00	2.088	22.22	33.3	440.4	234.5	18.00	1.877	21.06	30.00	409.8	250.2	18.00	1.637	19.60	26.2
	6.00	478.0	223.9	18.00	2.134	22.86	35.1	453.0	236.0	18.00	1.918	21.67	31.70	421.5	251.9	18.00	1.673	20.16	27.6
	7.00	492.3	225.5	18.00	2.183	23.55	37.2	466.6	237.7	18.00	1.962	22.32	33.50	434.2	253.6	18.00	1.711	20.77	29.2
	8.00	507.4	227.2	18.00	2.233	24.27	39.4	480.9	239.4	18.00	2.008	23.00	35.50	447.6	255.4	18.00	1.752	21.41	30.9
	9.00	523.8	229.0	18.00	2.286	25.05	42.0	496.6	241.3	18.00	2.057	23.75	37.80	462.5	257.3	18.00	1.797	22.12	33.0
ACMR5180	5.00	501.9	241.3	18.00	2.079	24.01	37.6	475.3	254.0	18.00	1.870	22.73	34.10	441.7	270.4	18.00	1.633	21.12	30.2
	6.00	516.2	243.1	18.00	2.123	24.69	39.7	488.9	255.9	18.00	1.909	23.38	35.90	454.4	272.5	18.00	1.667	21.73	31.6
	7.00	532.0	245.1	18.00	2.170	25.45	42.0	503.9	258.0	18.00	1.952	24.10	37.90	468.5	274.7	18.00	1.705	22.41	33.2
	8.00	548.3	247.2	18.00	2.217	26.23	44.6	519.5	260.2	18.00	1.996	24.84	40.20	483.2	277.0	18.00	1.744	23.11	35.1
	9.00	564.4	249.3	18.00	2.264	27.00	47.2	534.7	262.2	18.00	2.039	25.58	42.50	497.5	279.0	18.00	1.782	23.79	37.0
ACMR5190	5.00	543.9	253.1	24.00	2.148	26.01	28.5	516.0	267.9	24.00	1.925	24.68	25.70	481.0	287.3	24.00	1.674	23.01	22.2
	6.00	561.9	254.8	24.00	2.205	26.88	30.5	533.0	269.5	24.00	1.977	25.49	27.40	496.7	288.8	24.00	1.719	23.75	23.7
	7.00	579.3	256.3	24.00	2.259	27.71	32.4	549.5	271.0	24.00	2.027	26.28	29.10	512.1	290.2	24.00	1.764	24.49	25.3
	8.00	597.8	258.0	24.00	2.316	28.59	34.5	567.1	272.6	24.00	2.079	27.12	31.00	528.5	291.8	24.00	1.811	25.28	26.9
	9.00	615.9	259.6	24.00	2.371	29.46	36.6	584.4	274.2	24.00	2.130	27.95	33.00	545.0	293.4	24.00	1.857	26.07	28.7
ACMR5205	5.00	571.7	270.5	24.00	2.112	27.34	31.5	542.1	285.9	24.00	1.895	25.93	28.40	504.9	306.0	24.00	1.649	24.15	24.5
	6.00	589.9	272.3	24.00	2.165	28.22	33.6	559.3	287.7	24.00	1.943	26.75	30.20	520.8	307.8	24.00	1.691	24.91	26.1
	7.00	608.0	274.2	24.00	2.217	29.08	35.6	576.4	289.5	24.00	1.990	27.57	32.10	536.8	309.6	24.00	1.733	25.68	27.8
	8.00	627.0	276.1	24.00	2.270	29.99	37.9	594.5	291.4	24.00	2.039	28.43	34.10	553.7	311.5	24.00	1.777	26.48	29.6
	9.00	646.1	278.0	24.00	2.323	30.90	40.2	612.8	293.4	24.00	2.088	29.31	36.20	571.1	313.4	24.00	1.822	27.32	31.5
ACMR5215	5.00	598.5	288.1	24.00	2.077	28.62	34.6	567.1	304.0	24.00	1.865	27.13	31.00	527.8	324.7	24.00	1.625	25.24	26.9
	6.00	616.8	290.1	24.00	2.126	29.50	36.7	584.5	306.1	24.00	1.909	27.95	33.00	543.8	326.9	24.00	1.663	26.01	28.5
	7.00	635.5	292.2	24.00	2.174	30.40	38.9	602.2	308.2	24.00	1.953	28.80	35.00	560.4	329.1	24.00	1.702	26.80	30.3
	8.00	655.1	294.3	24.00	2.225	31.33	41.3	620.8	310.4	24.00	1.999	29.69	37.10	577.8	331.3	24.00	1.744	27.64	32.2
	9.00	675.2	296.6	24.00	2.275	32.29	43.8	640.1	312.7	24.00	2.047	30.62	39.40	596.1	333.5	24.00	1.786	28.51	34.3
ACMR5230	5.00	640.6	307.7	24.00	2.081	30.64	30.0	606.9	324.3	24.00	1.871	29.03	26.60	564.6	345.8	24.00	1.632	27.00	22.4
	6.00	661.0	310.2	24.00	2.130	31.62	32.1	626.3	326.9	24.00	1.915	29.96	28.50	582.7	348.5	24.00	1.671	27.87	24.2
	7.00	680.8	312.6	24.00	2.177	32.56	34.1	645.1	329.4	24.00	1.958	30.86	30.40	600.3	351.1	24.00	1.709	28.71	25.9
	8.00	701.9	315.2	24.00	2.226	33.57	36.4	665.2	332.0	24.00	2.003	31.82	32.50	619.2	353.8	24.00	1.749	29.61	27.8
	9.00	722.2	317.7	24.00	2.272	34.54	38.6	684.7	334.5	24.00	2.046	32.75	34.60	637.6	356.3	24.00	1.789	30.50	29.6
ACMR5240	5.00	672.9	322.2	24.00	2.087	32.18	33.3	637.5	339.2	24.00	1.878	30.49	29.60	592.8	361.2	24.00	1.641	28.36	25.2
	6.00	693.7	324.9	24.00	2.135	33.18	35.5	657.3	342.0	24.00	1.921	31.44	31.70	611.4	364.2	24.00	1.678	29.24	27.0
	7.00	714.3	327.5	24.00	2.180	34.16	37.7	676.8	344.7	24.00	1.963	32.37	33.70	629.8	367.1	24.00	1.715	30.12	28.9
	8.00	736.2	330.3	24.00	2.228	35.21	40.2	697.7	347.6	24.00	2.007	33.37	36.00	649.4	370.1	24.00	1.754	31.06	30.9
	9.00	758.0	333.0	24.00	2.275	36.26	42.6	718.6	350.4	24.00	2.050	34.37	38.20	669.2	372.9	24.00	1.794	32.01	32.9

Table 22

Legend

LWT Evaporator Leaving Water Temperature.
COP Coefficient of Performance

WFR Evaporator Water flow rate.
WPD Evaporator Water Pressure Drop.

Notes:

- Capacity ratings are based on with following condition. Evaporator Water Temperature Change: 5.00°C Evaporator Fouling Factor: 0.0176m² K/kW.
- Power input mentioned in this page should not be used for cable or fuse selection. MCA and MFA values given in the electrical data pages (42 to 46) should be referred for the same

CAPACITY RATINGS - 60. Hz (SI)

Model	LWT	Condenser Entering Air Dry Bulb °C																	
		32.0						35.0						38.0					
		Capacity	Total Power	Fan Power	COP	WFR	WPD	Capacity	Total Power	Fan Power	COP	WFR	WPD	Capacity	Total Power	Fan Power	COP	WFR	WPD
		°C	kW	kW	kW	WW	L/s	kPa	kW	kW	kW	WW	L/s	kPa	kW	kW	kW	WW	L/s
ACMR6010	5.00	32.64	10.57	1.500	3.085	1.561	23.9	31.42	11.20	1.500	2.803	1.503	22.4	29.98	11.87	1.500	2.525	1.434	20.6
	6.00	33.68	10.65	1.500	3.161	1.611	25.3	32.41	11.28	1.500	2.872	1.550	23.6	30.93	11.94	1.500	2.589	1.479	21.8
	7.00	34.54	10.71	1.500	3.222	1.652	26.5	33.23	11.34	1.500	2.929	1.590	24.7	31.73	12.01	1.500	2.641	1.517	22.8
	8.00	35.31	10.77	1.500	3.277	1.689	27.5	33.96	11.40	1.500	2.978	1.624	25.7	32.43	12.06	1.500	2.687	1.551	23.7
	9.00	35.94	10.82	1.500	3.321	1.719	28.4	34.56	11.44	1.500	3.019	1.653	26.5	33.02	12.11	1.500	2.725	1.579	24.4
ACMR6014	5.00	48.26	16.16	2.800	2.986	2.308	30.4	46.60	16.94	2.800	2.750	2.229	28.5	44.65	17.75	2.800	2.514	2.135	26.4
	6.00	49.82	16.30	2.800	3.056	2.383	32.2	48.10	17.08	2.800	2.814	2.300	30.2	46.09	17.90	2.800	2.574	2.204	27.9
	7.00	51.28	16.42	2.800	3.121	2.453	33.9	49.51	17.22	2.800	2.875	2.370	31.8	47.45	18.04	2.800	2.630	2.269	29.4
	8.00	52.59	16.54	2.800	3.179	2.515	35.6	50.78	17.34	2.800	2.927	2.429	33.3	48.67	18.16	2.800	2.679	2.328	30.8
	9.00	53.76	16.64	2.800	3.229	2.571	37.0	51.91	17.44	2.800	2.975	2.483	34.7	49.76	18.27	2.800	2.723	2.380	32.1
ACMR6018	5.00	60.00	19.70	2.800	3.045	2.870	36.3	58.06	20.65	2.800	2.811	2.777	34.0	55.64	21.65	2.800	2.569	2.661	31.3
	6.00	61.88	19.86	2.800	3.115	2.960	38.5	59.90	20.82	2.800	2.876	2.865	36.2	57.42	21.83	2.800	2.629	2.746	33.3
	7.00	64.12	20.05	2.800	3.196	3.067	41.3	62.07	21.02	2.800	2.952	2.970	38.7	59.50	22.04	2.800	2.699	2.846	35.7
	8.00	66.20	20.24	2.800	3.270	3.166	44.0	64.09	21.21	2.800	3.020	3.065	41.3	61.45	22.24	2.800	2.762	2.939	38.0
	9.00	68.68	20.46	2.800	3.356	3.285	47.3	66.68	21.46	2.800	3.106	3.190	44.7	63.88	22.48	2.800	2.840	3.055	41.0
ACMR6022	5.00	76.20	25.11	2.800	3.033	3.645	38.0	73.61	26.40	2.800	2.788	3.521	35.5	70.58	27.72	2.800	2.546	3.376	32.7
	6.00	78.63	25.35	2.800	3.100	3.761	40.4	75.99	26.65	2.800	2.851	3.635	37.8	72.87	27.97	2.800	2.605	3.485	34.8
	7.00	81.08	25.59	2.800	3.167	3.878	42.9	78.34	26.89	2.800	2.913	3.750	40.1	75.12	28.21	2.800	2.662	3.593	37.0
	8.00	83.32	25.81	2.800	3.228	3.985	45.3	80.50	27.10	2.800	2.969	3.850	42.3	77.19	28.43	2.800	2.714	3.692	39.0
	9.00	86.32	26.09	2.800	3.307	4.129	48.5	83.49	27.40	2.800	3.046	3.993	45.5	80.03	28.74	2.800	2.784	3.828	41.9
ACMR6028	5.00	97.12	32.10	6.000	3.024	4.645	32.1	93.82	33.63	6.000	2.789	4.487	30.1	89.97	35.23	6.000	2.553	4.303	27.8
	6.00	100.4	32.37	6.000	3.103	4.805	34.2	96.99	33.91	6.000	2.859	4.639	32.0	93.03	35.52	6.000	2.618	4.450	29.6
	7.00	103.5	32.61	6.000	3.174	4.953	36.2	100.0	34.17	6.000	2.926	4.780	33.8	95.93	35.78	6.000	2.680	4.588	31.3
	8.00	106.8	32.87	6.000	3.250	5.112	38.4	103.2	34.44	6.000	2.996	4.937	36.0	99.03	36.07	6.000	2.745	4.736	33.3
	9.00	109.6	33.09	6.000	3.314	5.247	40.3	105.9	34.67	6.000	3.054	5.066	37.8	101.6	36.30	6.000	2.799	4.861	34.9
ACMR6035	5.00	123.5	40.17	6.000	3.074	5.909	29.2	119.2	42.06	6.000	2.834	5.704	27.3	114.3	44.10	6.000	2.593	5.471	25.2
	6.00	128.3	40.60	6.000	3.161	6.139	31.5	123.8	42.50	6.000	2.914	5.926	29.4	118.8	44.55	6.000	2.667	5.686	27.1
	7.00	132.4	40.96	6.000	3.233	6.337	33.5	127.8	42.89	6.000	2.981	6.120	31.2	122.7	44.94	6.000	2.729	5.869	28.8
	8.00	137.7	41.43	6.000	3.324	6.589	36.1	133.0	43.39	6.000	3.066	6.364	33.7	127.6	45.46	6.000	2.808	6.106	31.1
	9.00	140.6	41.70	6.000	3.373	6.730	37.6	135.8	43.66	6.000	3.110	6.497	35.1	130.3	45.74	6.000	2.849	6.235	32.4
ACMR6045	5.00	160.7	52.53	8.000	3.059	7.689	36.6	154.7	55.42	8.000	2.791	7.400	34.0	147.7	58.46	8.000	2.526	7.067	31.2
	6.00	166.9	52.99	8.000	3.149	7.983	39.3	160.6	55.88	8.000	2.874	7.684	36.6	153.4	58.92	8.000	2.603	7.338	33.5
	7.00	172.1	53.39	8.000	3.224	8.236	41.7	165.7	56.28	8.000	2.945	7.930	38.7	158.3	59.33	8.000	2.667	7.572	35.6
	8.00	178.6	53.89	8.000	3.313	8.544	44.7	172.0	56.80	8.000	3.028	8.230	41.6	164.3	59.85	8.000	2.745	7.860	38.2
	9.00	182.5	54.21	8.000	3.367	8.732	46.6	175.7	57.11	8.000	3.077	8.407	43.4	167.9	60.16	8.000	2.790	8.031	39.8
ACMR6055	5.00	187.1	62.61	8.000	2.988	8.950	36.4	180.3	65.79	8.000	2.741	8.628	33.9	172.6	69.10	8.000	2.498	8.259	31.1
	6.00	194.0	63.31	8.000	3.064	9.280	39.0	187.0	66.52	8.000	2.811	8.948	36.4	179.1	69.84	8.000	2.564	8.567	33.4
	7.00	200.0	63.91	8.000	3.129	9.569	41.4	192.8	67.15	8.000	2.872	9.230	38.6	184.7	70.47	8.000	2.620	8.835	35.5
	8.00	207.1	64.62	8.000	3.205	9.907	44.3	199.8	67.88	8.000	2.943	9.558	41.3	191.3	71.21	8.000	2.686	9.153	38.0
	9.00	211.8	65.08	8.000	3.255	10.13	46.2	204.3	68.35	8.000	2.989	9.774	43.1	195.7	71.69	8.000	2.729	9.361	39.7
ACMR6060	5.00	206.4	64.89	12.00	3.181	9.875	33.6	200.1	67.95	12.00	2.944	9.571	31.4	192.4	71.17	12.00	2.703	9.204	28.8
	6.00	213.7	65.37	12.00	3.270	10.22	36.1	207.2	68.45	12.00	3.027	9.914	33.8	199.3	71.67	12.00	2.781	9.535	31.1
	7.00	220.0	65.80	12.00	3.344	10.52	38.4	213.3	68.88	12.00	3.097	10.21	35.9	205.2	72.10	12.00	2.845	9.816	33.1
	8.00	227.2	66.30	12.00	3.426	10.86	41.0	220.3	69.38	12.00	3.175	10.54	38.5	211.9	72.60	12.00	2.919	10.13	35.5
	9.00	233.4	66.74	12.00	3.497	11.16	43.3	226.2	69.80	12.00	3.240	10.81	40.6	217.6	73.02	12.00	2.980	10.41	37.5
ACMR6065	5.00	226.4	73.64	12.00	3.075	10.83	40.7	219.2	77.01	12.00	2.846	10.48	38.1	210.4	80.54	12.00	2.613	10.06	35.0
	6.00	234.4	74.22	12.00	3.158	11.21	43.7	226.9	77.61	12.00	2.924	10.85	40.9	217.9	81.15	12.00	2.685	10.42	37.6
	7.00	241.3	74.72	12.00	3.229	11.54	46.3	233.6	78.12	12.00	2.991	11.18	43.3	224.4	81.66	12.00	2.747	10.73	40.0
	8.00	249.0	75.28	12.00	3.307	11.91	49.3	241.1	78.68	12.00	3.065	11.53	46.2	231.6	82.23	12.00	2.816	11.07	42.6
	9.00	256.4	75.82	12.00	3.382	12.26	52.2	248.2	79.21	12.00	3.133	11.87	48.9	238.4	82.76	12.00	2.881	11.40	45.2

Table 23

Legend

LWT Evaporator Leaving Water Temperature.
COP Coefficient of Performance

WFR Evaporator Water flow rate.
WPD Evaporator Water Pressure Drop.

Notes:

- Capacity ratings are based on with following condition. Evaporator Water Temperature Change: 5.00°C Evaporator Fouling Factor: 0.0176m² K/kW.
- Power input mentioned in this page should not be used for cable or fuse selection. MCA and MFA values given in the electrical data pages (42 to 46) should be referred for the same



CAPACITY RATINGS - 60. Hz (SI)

Model	LWT °C	Condenser Entering Air Dry Bulb °C																	
		45.0						48						51.7					
		Capacity kW	Total Power kW	Fan Power kW	COP WW	WFR L/s	WPD kPa	Capacity kW	Total Power kW	Fan Power kW	COP WW	WFR L/s	WPD kPa	Capacity kW	Total Power kW	Fan Power kW	COP WW	WFR L/s	WPD kPa
ACMR6010	5.00	26.40	13.59	1.500	1.941	1.263	16.7	24.78	14.41	1.500	1.718	1.185	15.2	22.71	15.47	1.500	1.467	1.086	13.4
	6.00	27.26	13.67	1.500	1.994	1.304	17.6	25.59	14.48	1.500	1.766	1.224	15.9	23.46	15.53	1.500	1.510	1.122	14.0
	7.00	27.98	13.73	1.500	2.037	1.338	18.4	26.28	14.54	1.500	1.806	1.257	16.6	24.11	15.60	1.500	1.545	1.153	14.6
	8.00	28.64	13.79	1.500	2.076	1.370	19.1	26.90	14.60	1.500	1.841	1.287	17.3	24.70	15.66	1.500	1.577	1.181	15.1
9.00	29.18	13.84	1.500	2.107	1.395	19.7	27.42	14.66	1.500	1.870	1.312	17.8	25.19	15.71	1.500	1.603	1.205	15.6	
ACMR6014	5.00	39.86	19.84	2.800	2.008	1.907	21.5	37.71	20.82	2.800	1.810	1.803	19.5	34.99	22.08	2.800	1.584	1.673	17.2
	6.00	41.19	19.98	2.800	2.060	1.970	22.8	38.99	20.95	2.800	1.860	1.865	20.7	36.21	22.20	2.800	1.630	1.732	18.2
	7.00	42.43	20.12	2.800	2.108	2.029	24.1	40.18	21.08	2.800	1.905	1.922	21.8	37.34	22.32	2.800	1.673	1.786	19.2
	8.00	43.54	20.23	2.800	2.151	2.082	25.2	41.24	21.19	2.800	1.945	1.972	22.9	38.35	22.42	2.800	1.710	1.834	20.1
9.00	44.52	20.34	2.800	2.188	2.129	26.2	42.18	21.29	2.800	1.980	2.017	23.8	39.23	22.51	2.800	1.742	1.876	20.9	
ACMR6018	5.00	49.89	24.39	2.800	2.044	2.386	25.3	47.35	25.73	2.800	1.840	2.265	22.9	44.21	27.51	2.800	1.606	2.114	20.1
	6.00	51.48	24.57	2.800	2.095	2.462	26.9	48.86	25.90	2.800	1.886	2.337	24.3	45.43	27.65	2.800	1.643	2.173	21.2
	7.00	53.37	24.77	2.800	2.153	2.552	28.8	50.66	26.10	2.800	1.940	2.423	26.1	47.30	27.86	2.800	1.697	2.262	22.8
	8.00	55.13	24.97	2.800	2.207	2.637	30.7	52.34	26.29	2.800	1.990	2.503	27.8	48.85	28.03	2.800	1.742	2.337	24.3
9.00	57.20	25.20	2.800	2.269	2.736	33.0	54.26	26.51	2.800	2.046	2.595	29.8	50.59	28.23	2.800	1.791	2.420	26.0	
ACMR6022	5.00	63.25	31.08	2.800	2.034	3.025	26.3	59.98	32.64	2.800	1.837	2.869	23.7	55.87	34.66	2.800	1.611	2.672	20.6
	6.00	65.29	31.31	2.800	2.084	3.123	28.0	61.91	32.86	2.800	1.883	2.961	25.2	57.68	34.85	2.800	1.655	2.759	21.9
	7.00	67.33	31.56	2.800	2.133	3.220	29.8	63.86	33.10	2.800	1.928	3.055	26.8	59.51	35.08	2.800	1.696	2.846	23.3
	8.00	69.20	31.79	2.800	2.176	3.310	31.4	65.64	33.35	2.800	1.967	3.139	28.3	61.18	35.34	2.800	1.731	2.926	24.6
9.00	71.68	32.14	2.800	2.230	3.429	33.7	67.98	33.71	2.800	2.016	3.251	30.3	63.33	35.72	2.800	1.772	3.029	26.4	
ACMR6028	5.00	80.51	39.36	6.000	2.045	3.851	22.6	76.24	41.30	6.000	1.845	3.647	20.4	70.84	43.82	6.000	1.616	3.388	17.7
	6.00	83.33	39.64	6.000	2.101	3.986	24.1	78.96	41.57	6.000	1.899	3.777	21.7	73.45	44.06	6.000	1.666	3.513	19.0
	7.00	85.97	39.90	6.000	2.154	4.112	25.5	81.49	41.82	6.000	1.948	3.898	23.1	75.86	44.28	6.000	1.712	3.628	20.2
	8.00	88.78	40.18	6.000	2.209	4.246	27.1	84.19	42.08	6.000	2.000	4.027	24.5	78.40	44.52	6.000	1.760	3.750	21.5
9.00	91.16	40.41	6.000	2.255	4.360	28.5	86.47	42.31	6.000	2.043	4.136	25.8	80.56	44.73	6.000	1.800	3.853	22.6	
ACMR6035	5.00	102.7	49.61	6.000	2.071	4.916	20.5	97.67	52.29	6.000	1.867	4.672	18.5	91.32	55.85	6.000	1.635	4.368	16.3
	6.00	106.8	50.06	6.000	2.134	5.111	22.1	101.5	52.74	6.000	1.925	4.858	20.0	94.99	56.27	6.000	1.687	4.543	17.6
	7.00	110.3	50.45	6.000	2.186	5.278	23.5	104.8	53.12	6.000	1.974	5.017	21.3	98.11	56.62	6.000	1.732	4.693	18.7
	8.00	114.7	50.95	6.000	2.252	5.490	25.3	109.1	53.60	6.000	2.035	5.219	23.0	102.0	57.07	6.000	1.787	4.881	20.2
9.00	117.2	51.24	6.000	2.288	5.609	26.4	111.5	53.87	6.000	2.069	5.334	24.0	104.3	57.33	6.000	1.819	4.991	21.1	
ACMR6045	5.00	130.4	66.37	8.000	1.964	6.238	24.6	122.5	70.10	8.000	1.747	5.861	21.8	112.5	74.93	8.000	1.501	5.382	18.6
	6.00	135.4	66.85	8.000	2.026	6.480	26.4	127.3	70.59	8.000	1.803	6.091	23.5	117.0	75.45	8.000	1.550	5.598	20.0
	7.00	139.8	67.27	8.000	2.078	6.689	28.1	131.4	71.03	8.000	1.850	6.289	25.0	120.8	75.89	8.000	1.592	5.782	21.3
	8.00	145.2	67.80	8.000	2.141	6.945	30.2	136.5	71.56	8.000	1.907	6.530	26.8	125.5	76.43	8.000	1.642	6.004	22.9
9.00	148.3	68.12	8.000	2.178	7.098	31.4	139.5	71.88	8.000	1.941	6.674	28.0	128.3	76.75	8.000	1.671	6.137	23.8	
ACMR6055	5.00	153.7	77.61	8.000	1.980	7.354	24.8	145.2	81.59	8.000	1.779	6.946	22.2	134.4	86.73	8.000	1.550	6.431	19.2
	6.00	159.6	78.30	8.000	2.038	7.636	26.7	150.9	82.24	8.000	1.834	7.218	24.0	139.9	87.30	8.000	1.602	6.692	20.7
	7.00	164.7	78.90	8.000	2.087	7.881	28.4	155.8	82.80	8.000	1.881	7.453	25.5	144.5	87.80	8.000	1.646	6.916	22.0
	8.00	170.7	79.60	8.000	2.144	8.167	30.5	161.5	83.46	8.000	1.935	7.726	27.3	149.9	88.40	8.000	1.696	7.172	23.7
9.00	174.7	80.06	8.000	2.181	8.356	31.8	165.3	83.91	8.000	1.969	7.907	28.6	153.5	88.80	8.000	1.728	7.343	24.8	
ACMR6060	5.00	173.5	79.53	12.00	2.182	8.303	22.6	165.0	83.48	12.00	1.977	7.895	19.9	154.3	88.60	12.00	1.741	7.381	16.6
	6.00	179.9	80.04	12.00	2.247	8.605	24.6	171.1	83.99	12.00	2.036	8.184	21.8	160.0	89.12	12.00	1.795	7.654	18.4
	7.00	185.2	80.48	12.00	2.301	8.861	26.4	176.2	84.44	12.00	2.087	8.430	23.5	164.8	89.56	12.00	1.840	7.885	19.9
	8.00	191.3	80.98	12.00	2.362	9.152	28.4	182.0	84.94	12.00	2.142	8.707	25.3	170.2	90.08	12.00	1.890	8.144	21.6
9.00	196.6	81.42	12.00	2.415	9.407	30.2	187.2	85.40	12.00	2.191	8.954	27.0	175.2	90.55	12.00	1.934	8.382	23.1	
ACMR6065	5.00	189.5	89.77	12.00	2.111	9.068	27.8	180.3	94.15	12.00	1.915	8.625	24.8	168.7	99.84	12.00	1.690	8.073	21.1
	6.00	196.3	90.38	12.00	2.172	9.391	30.1	186.7	94.75	12.00	1.970	8.932	26.9	174.7	100.4	12.00	1.740	8.360	23.0
	7.00	202.1	90.90	12.00	2.224	9.671	32.1	192.3	95.27	12.00	2.018	9.200	28.7	180.0	100.9	12.00	1.783	8.613	24.7
	8.00	208.6	91.47	12.00	2.281	9.980	34.3	198.4	95.84	12.00	2.070	9.494	30.8	185.7	101.5	12.00	1.829	8.886	26.6
9.00	215.0	92.02	12.00	2.336	10.28	36.6	204.6	96.40	12.00	2.122	9.787	32.9	191.6	102.0	12.00	1.876	9.166	28.5	

Table 24

Legend

LWT Evaporator Leaving Water Temperature.
COP Coefficient of Performance

WFR Evaporator Water flow rate.
WPD Evaporator Water Pressure Drop.

Notes:

- Capacity ratings are based on with following condition. Evaporator Water Temperature Change: 5.00°C Evaporator Fouling Factor: 0.0176m² K/kW.
- Power input mentioned in this page should not be used for cable or fuse selection. MCA and MFA values given in the electrical data pages (42 to 46) should be referred for the same

CAPACITY RATINGS - 60. Hz (SI)

Model	LWT	Condenser Entering Air Dry Bulb °C																	
		32.0						35.0						38.0					
		Capacity	Total Power	Fan Power	COP	WFR	WPD	Capacity	Total Power	Fan Power	COP	WFR	WPD	Capacity	Total Power	Fan Power	COP	WFR	WPD
°C	kW	kW	kW	WW	L/s	kPa	kW	kW	kW	WW	L/s	kPa	kW	kW	kW	WW	L/s	kPa	
ACMR6075	5.00	245.3	82.52	12.00	2.972	11.73	47.8	237.2	86.22	12.00	2.750	11.34	44.7	227.5	90.09	12.00	2.525	10.88	41.1
	6.00	253.6	83.19	12.00	3.048	12.13	51.1	245.4	86.92	12.00	2.823	11.73	47.8	235.4	90.79	12.00	2.592	11.26	44.0
	7.00	261.1	83.79	12.00	3.116	12.49	54.1	252.6	87.52	12.00	2.887	12.09	50.6	242.4	91.40	12.00	2.652	11.59	46.7
	8.00	269.2	84.42	12.00	3.189	12.87	57.4	260.5	88.16	12.00	2.955	12.46	53.9	249.9	92.04	12.00	2.715	11.95	49.6
	9.00	277.8	85.07	12.00	3.265	13.29	61.0	268.7	88.81	12.00	3.025	12.85	57.2	257.8	92.70	12.00	2.781	12.33	52.8
ACMR6085	5.00	298.4	96.34	12.00	3.097	14.27	33.9	288.7	101.2	12.00	2.851	13.80	31.8	277.0	106.3	12.00	2.605	13.25	29.4
	6.00	308.4	97.22	12.00	3.172	14.75	36.1	298.4	102.1	12.00	2.921	14.27	33.9	286.4	107.2	12.00	2.671	13.70	31.3
	7.00	317.6	98.03	12.00	3.239	15.19	38.2	307.3	102.9	12.00	2.985	14.70	35.8	294.9	108.0	12.00	2.729	14.11	33.1
	8.00	327.5	98.92	12.00	3.311	15.66	40.6	317.0	103.8	12.00	3.052	15.16	38.1	304.3	108.9	12.00	2.792	14.55	35.2
	9.00	336.3	99.71	12.00	3.373	16.09	42.8	325.3	104.6	12.00	3.109	15.56	40.1	312.3	109.7	12.00	2.845	14.94	37.0
ACMR6095	5.00	323.4	104.5	14.00	3.092	15.46	39.6	312.9	109.6	14.00	2.854	14.96	37.1	300.3	114.9	14.00	2.614	14.36	34.3
	6.00	334.1	105.4	14.00	3.169	15.98	42.2	323.4	110.5	14.00	2.926	15.47	39.6	310.5	115.8	14.00	2.681	14.85	36.6
	7.00	344.2	106.2	14.00	3.240	16.46	44.8	333.2	111.3	14.00	2.993	15.94	42.0	319.9	116.6	14.00	2.742	15.30	38.8
	8.00	355.1	107.1	14.00	3.315	16.98	47.7	343.9	112.2	14.00	3.063	16.45	44.7	330.1	117.5	14.00	2.808	15.79	41.2
	9.00	365.4	107.9	14.00	3.384	17.48	50.4	353.6	113.0	14.00	3.127	16.91	47.2	339.5	118.3	14.00	2.868	16.24	43.6
ACMR6105	5.00	351.4	113.3	16.00	3.101	16.81	51.0	340.1	118.5	16.00	2.888	16.27	48.0	326.5	124.0	16.00	2.632	15.61	44.5
	6.00	363.4	114.2	16.00	3.181	17.38	54.3	351.8	119.4	16.00	2.944	16.83	51.1	337.7	124.9	16.00	2.701	16.15	47.4
	7.00	374.5	115.0	16.00	3.255	17.91	57.4	362.5	120.3	16.00	3.013	17.34	54.0	348.0	125.8	16.00	2.765	16.64	50.1
	8.00	386.2	115.9	16.00	3.331	18.47	60.8	374.0	121.2	16.00	3.084	17.89	57.2	359.0	126.7	16.00	2.832	17.17	53.0
	9.00	397.9	116.8	16.00	3.406	19.03	64.4	385.1	122.0	16.00	3.154	18.42	60.5	369.8	127.5	16.00	2.898	17.68	56.0
ACMR6110	5.00	375.1	121.9	18.00	3.076	17.94	57.5	363.1	127.3	18.00	2.850	17.36	54.2	348.4	133.0	18.00	2.618	16.66	50.2
	6.00	387.8	122.8	18.00	3.157	18.55	61.3	375.5	128.3	18.00	2.926	17.96	57.7	360.3	134.0	18.00	2.689	17.23	53.4
	7.00	400.0	123.7	18.00	3.232	19.13	65.1	387.2	129.1	18.00	2.997	18.52	61.1	371.6	134.8	18.00	2.755	17.77	56.5
	8.00	412.5	124.6	18.00	3.310	19.73	69.2	399.4	130.0	18.00	3.070	19.10	64.9	383.3	135.7	18.00	2.823	18.33	59.9
	9.00	425.4	125.4	18.00	3.389	20.34	73.7	411.8	130.9	18.00	3.144	19.69	68.9	395.2	136.6	18.00	2.891	18.90	63.6
ACMR6120	5.00	393.4	128.0	16.00	3.071	18.81	45.9	380.7	134.6	16.00	2.828	18.21	43.0	365.3	141.3	16.00	2.584	17.47	39.5
	6.00	406.0	129.1	16.00	3.143	19.42	48.9	393.2	135.7	16.00	2.896	18.80	45.9	377.2	142.5	16.00	2.647	18.04	42.2
	7.00	418.3	130.2	16.00	3.211	20.00	51.8	405.1	136.8	16.00	2.960	19.38	48.6	388.7	143.6	16.00	2.706	18.59	44.8
	8.00	431.3	131.4	16.00	3.282	20.63	55.0	417.7	138.0	16.00	3.026	19.98	51.7	400.8	144.8	16.00	2.768	19.17	47.7
	9.00	443.9	132.5	16.00	3.349	21.23	58.2	429.7	139.1	16.00	3.088	20.55	54.7	412.4	145.9	16.00	2.826	19.73	50.4
ACMR6130	5.00	441.5	144.5	20.00	3.054	21.12	57.6	427.4	151.4	20.00	2.822	20.44	54.1	410.2	158.5	20.00	2.586	19.62	49.9
	6.00	454.8	145.6	20.00	3.123	21.75	61.0	440.7	152.5	20.00	2.889	21.08	57.4	422.8	159.6	20.00	2.648	20.22	53.0
	7.00	468.6	146.6	20.00	3.194	22.41	64.6	454.2	153.6	20.00	2.956	21.73	60.8	435.8	160.7	20.00	2.710	20.84	56.2
	8.00	483.3	147.8	20.00	3.269	23.12	68.6	468.6	154.8	20.00	3.026	22.41	64.6	449.6	161.9	20.00	2.775	21.50	59.7
	9.00	498.9	149.0	20.00	3.347	23.86	72.9	483.4	156.0	20.00	3.098	23.12	68.6	464.0	163.1	20.00	2.843	22.19	63.4
ACMR6140	5.00	479.9	161.0	20.00	2.979	22.95	67.7	464.4	168.5	20.00	2.754	22.21	63.5	445.4	176.3	20.00	2.525	21.30	58.6
	6.00	493.0	162.1	20.00	3.039	23.58	71.3	477.6	169.7	20.00	2.813	22.84	67.1	457.9	177.4	20.00	2.579	21.90	61.8
	7.00	507.6	163.3	20.00	3.106	24.28	75.4	491.9	170.9	20.00	2.877	23.53	70.9	471.6	178.7	20.00	2.638	22.56	65.4
	8.00	523.3	164.6	20.00	3.178	25.03	79.9	507.3	172.2	20.00	2.944	24.26	75.3	486.3	180.0	20.00	2.701	23.26	69.4
	9.00	541.0	166.0	20.00	3.257	25.88	85.1	524.2	173.6	20.00	3.018	25.07	80.2	502.7	181.4	20.00	2.769	24.04	74.0
ACMR6160	5.00	538.9	175.5	24.00	3.069	25.78	44.4	521.8	184.4	24.00	2.829	24.96	41.7	500.8	193.5	24.00	2.587	23.95	38.5
	6.00	555.2	176.8	24.00	3.138	26.55	47.0	538.1	185.8	24.00	2.895	25.74	44.2	516.4	195.0	24.00	2.647	24.70	40.8
	7.00	572.1	178.2	24.00	3.209	27.36	49.9	554.5	187.2	24.00	2.962	26.53	46.9	532.2	196.4	24.00	2.709	25.46	43.3
	8.00	589.9	179.7	24.00	3.282	28.22	53.0	572.0	188.7	24.00	3.030	27.36	49.9	549.0	197.9	24.00	2.773	26.26	46.0
	9.00	608.7	181.2	24.00	3.358	29.12	56.3	589.9	190.2	24.00	3.100	28.21	53.0	566.3	199.5	24.00	2.838	27.09	48.9

Table 25

Legend

LWT Evaporator Leaving Water Temperature.
COP Coefficient of Performance

WFR Evaporator Water flow rate.
WPD Evaporator Water Pressure Drop.

Notes:

- Capacity ratings are based on with following condition. Evaporator Water Temperature Change: 5.00°C Evaporator Fouling Factor: 0.0176m² K/kW.
- Power input mentioned in this page should not be used for cable or fuse selection. MCA and MFA values given in the electrical data pages (42 to 46) should be referred for the same



CAPACITY RATINGS - 60. Hz (SI)

Model	LWT	Condenser Entering Air Dry Bulb °C																	
		45.0						48						51.7					
		Capacity	Total Power	Fan Power	COP	WFR	WPD	Capacity	Total Power	Fan Power	COP	WFR	WPD	Capacity	Total Power	Fan Power	COP	WFR	WPD
°C	kW	kW	kW	WW	L/s	kPa	kW	kW	kW	WW	L/s	kPa	kW	kW	kW	WW	L/s	kPa	
ACMR6075	5.00	204.8	100.2	12.00	2.043	9.798	33.0	194.9	105.0	12.00	1.855	9.324	29.6	182.6	111.3	12.00	1.640	8.738	25.6
	6.00	211.8	100.9	12.00	2.098	10.13	35.4	201.5	105.7	12.00	1.905	9.641	31.9	188.8	112.0	12.00	1.685	9.032	27.6
	7.00	218.1	101.5	12.00	2.148	10.43	37.7	207.5	106.3	12.00	1.951	9.929	34.0	194.5	112.6	12.00	1.726	9.304	29.5
	8.00	224.9	102.1	12.00	2.201	10.75	40.1	214.0	106.9	12.00	1.999	10.23	36.2	200.4	113.2	12.00	1.769	9.589	31.5
	9.00	232.2	102.8	12.00	2.257	11.10	42.8	220.9	107.6	12.00	2.052	10.57	38.7	207.1	113.9	12.00	1.817	9.907	33.8
ACMR6085	5.00	248.5	119.3	12.00	2.081	11.89	24.2	235.7	125.5	12.00	1.878	11.27	22.1	219.6	133.4	12.00	1.645	10.50	19.8
	6.00	257.0	120.3	12.00	2.136	12.29	25.7	243.8	126.4	12.00	1.928	11.66	23.4	227.1	134.3	12.00	1.690	10.86	20.9
	7.00	264.8	121.1	12.00	2.185	12.66	27.1	251.2	127.3	12.00	1.973	12.01	24.7	234.1	135.2	12.00	1.731	11.19	21.9
	8.00	273.2	122.1	12.00	2.237	13.06	28.7	259.2	128.2	12.00	2.020	12.39	26.1	241.6	136.1	12.00	1.773	11.55	23.1
	9.00	280.6	122.9	12.00	2.282	13.42	30.1	266.3	129.1	12.00	2.062	12.73	27.4	248.3	137.0	12.00	1.811	11.87	24.2
ACMR6095	5.00	270.0	128.5	14.00	2.099	12.91	28.1	256.5	135.0	14.00	1.899	12.27	25.6	239.6	143.4	14.00	1.670	11.46	22.8
	6.00	279.1	129.5	14.00	2.155	13.35	29.8	265.2	135.9	14.00	1.950	12.68	27.2	247.7	144.3	14.00	1.716	11.85	24.1
	7.00	287.7	130.3	14.00	2.207	13.76	31.6	273.3	136.8	14.00	1.998	13.07	28.7	255.4	145.1	14.00	1.759	12.21	25.4
	8.00	296.8	131.2	14.00	2.261	14.20	33.5	282.0	137.7	14.00	2.048	13.49	30.4	263.5	146.0	14.00	1.804	12.60	26.8
	9.00	305.5	132.1	14.00	2.312	14.61	35.4	290.4	138.5	14.00	2.095	13.89	32.1	271.4	146.9	14.00	1.846	12.98	28.3
ACMR6105	5.00	293.8	138.3	16.00	2.123	14.05	36.0	279.4	145.1	16.00	1.925	13.36	32.2	261.5	153.9	16.00	1.698	12.51	27.2
	6.00	303.9	139.3	16.00	2.182	14.54	38.6	289.1	146.0	16.00	1.978	13.82	34.8	270.6	154.9	16.00	1.746	12.94	29.7
	7.00	313.3	140.1	16.00	2.235	14.99	41.1	298.1	146.9	16.00	2.028	14.25	37.1	279.0	155.7	16.00	1.791	13.35	32.1
	8.00	323.2	141.0	16.00	2.291	15.46	43.6	307.4	147.8	16.00	2.079	14.70	39.5	287.8	156.6	16.00	1.837	13.76	34.4
	9.00	333.0	141.9	16.00	2.346	15.93	46.1	316.8	148.7	16.00	2.130	15.15	42.0	296.7	157.5	16.00	1.883	14.19	36.8
ACMR6110	5.00	313.7	147.9	18.00	2.120	15.00	41.2	298.6	155.1	18.00	1.925	14.28	37.3	279.9	164.4	18.00	1.702	13.39	32.3
	6.00	324.5	148.9	18.00	2.178	15.52	43.9	308.8	156.0	18.00	1.979	14.77	39.9	289.4	165.3	18.00	1.750	13.84	34.8
	7.00	334.7	149.8	18.00	2.233	16.01	46.6	318.6	156.9	18.00	2.030	15.24	42.4	298.7	166.2	18.00	1.796	14.28	37.3
	8.00	345.2	150.7	18.00	2.290	16.51	49.3	328.6	157.8	18.00	2.082	15.72	45.0	308.0	167.0	18.00	1.843	14.73	39.7
	9.00	356.1	151.6	18.00	2.348	17.03	52.2	339.0	158.7	18.00	2.135	16.21	47.7	317.8	167.9	18.00	1.892	15.20	42.2
ACMR6120	5.00	327.5	158.7	16.00	2.063	15.67	31.5	310.6	166.9	16.00	1.860	14.85	28.0	289.2	177.4	16.00	1.629	13.83	23.8
	6.00	338.3	159.9	16.00	2.115	16.18	33.7	320.8	168.0	16.00	1.908	15.34	30.1	298.7	178.6	16.00	1.672	14.28	25.6
	7.00	348.6	161.0	16.00	2.164	16.67	35.9	330.6	169.2	16.00	1.953	15.81	32.1	307.9	179.7	16.00	1.713	14.73	27.5
	8.00	359.6	162.2	16.00	2.215	17.20	38.3	341.1	170.4	16.00	2.000	16.31	34.3	317.7	181.0	16.00	1.755	15.19	29.4
	9.00	370.2	163.4	16.00	2.264	17.71	40.6	351.3	171.6	16.00	2.045	16.80	36.5	327.4	182.2	16.00	1.795	15.66	31.4
ACMR6130	5.00	368.8	177.2	20.00	2.080	17.64	40.3	350.4	186.0	20.00	1.883	16.76	36.3	327.6	197.5	20.00	1.658	15.67	31.5
	6.00	380.0	178.3	20.00	2.130	18.17	42.8	361.0	187.1	20.00	1.929	17.27	38.6	337.3	198.5	20.00	1.698	16.13	33.5
	7.00	391.6	179.4	20.00	2.182	18.73	45.5	372.1	188.2	20.00	1.976	17.79	41.1	347.7	199.6	20.00	1.741	16.63	35.7
	8.00	404.0	180.6	20.00	2.237	19.32	48.4	383.9	189.4	20.00	2.026	18.36	43.7	358.7	200.8	20.00	1.785	17.15	38.1
	9.00	417.2	181.8	20.00	2.294	19.95	51.6	396.5	190.6	20.00	2.079	18.96	46.7	370.7	202.1	20.00	1.834	17.73	40.7
ACMR6140	5.00	400.4	196.7	20.00	2.035	19.15	47.6	380.8	206.4	20.00	1.845	18.21	43.0	356.6	219.0	20.00	1.628	17.06	37.6
	6.00	411.3	197.8	20.00	2.079	19.67	50.2	391.0	207.4	20.00	1.884	18.70	45.4	365.8	220.0	20.00	1.662	17.50	39.7
	7.00	423.6	199.0	20.00	2.127	20.26	53.1	402.6	208.7	20.00	1.929	19.25	48.1	376.6	221.2	20.00	1.702	18.01	42.1
	8.00	436.7	200.3	20.00	2.179	20.89	56.4	415.1	209.9	20.00	1.976	19.85	51.1	388.2	222.5	20.00	1.744	18.57	44.7
	9.00	451.6	201.8	20.00	2.238	21.60	60.2	429.3	211.4	20.00	2.030	20.53	54.6	401.6	223.9	20.00	1.793	19.21	47.9
ACMR6160	5.00	449.6	217.3	24.00	2.068	21.50	31.2	426.6	228.5	24.00	1.866	20.40	28.2	397.7	243.1	24.00	1.635	19.02	24.7
	6.00	463.5	218.7	24.00	2.118	22.17	33.1	439.8	229.9	24.00	1.912	21.03	29.9	409.8	244.3	24.00	1.677	19.60	26.2
	7.00	477.9	220.2	24.00	2.170	22.86	35.1	453.4	231.3	24.00	1.960	21.69	31.7	422.7	245.6	24.00	1.720	20.22	27.7
	8.00	493.0	221.7	24.00	2.223	23.58	37.3	467.8	232.8	24.00	2.009	22.37	33.7	436.1	247.1	24.00	1.764	20.86	29.4
	9.00	508.9	223.3	24.00	2.278	24.34	39.7	483.1	234.4	24.00	2.060	23.11	35.9	450.6	248.8	24.00	1.811	21.55	31.3

Table 26

Legend

LWT Evaporator Leaving Water Temperature.
COP Coefficient of Performance

WFR Evaporator Water flow rate.
WPD Evaporator Water Pressure Drop.

Notes:

- Capacity ratings are based on with following condition. Evaporator Water Temperature Change: **5.00°C** Evaporator Fouling Factor:**0.0176m² K/kW**.
- Power input mentioned in this page should not be used for cable or fuse selection. MCA and MFA values given in the electrical data pages (42 to 46) should be referred for the same

CAPACITY RATINGS - 60. Hz (SI)

Model	LWT	Condenser Entering Air Dry Bulb °C																	
		32.0						35.0						38.0					
		Capacity	Total Power	Fan Power	COP	WFR	WPD	Capacity	Total Power	Fan Power	COP	WFR	WPD	Capacity	Total Power	Fan Power	COP	WFR	WPD
°C	kW	kW	kW	WW	L/s	kPa	kW	kW	kW	WW	L/s	kPa	kW	kW	kW	WW	L/s	kPa	
ACMR6175	5.00	573.4	190.7	24.00	3.006	27.43	50.1	555.1	200.4	24.00	2.769	26.55	47.0	532.4	210.5	24.00	2.528	25.47	43.3
	6.00	589.7	192.0	24.00	3.069	28.20	52.9	571.4	201.9	24.00	2.829	27.33	49.8	548.0	212.0	24.00	2.584	26.21	45.9
	7.00	607.4	193.6	24.00	3.137	29.05	56.1	588.7	203.5	24.00	2.893	28.16	52.7	564.7	213.6	24.00	2.642	27.01	48.6
	8.00	625.9	195.2	24.00	3.205	29.94	59.5	606.8	205.1	24.00	2.957	29.02	56.0	582.0	215.3	24.00	2.702	27.84	51.6
	9.00	646.3	197.0	24.00	3.279	30.91	63.3	626.3	207.0	24.00	3.025	29.95	59.5	600.9	217.1	24.00	2.766	28.74	54.9
ACMR6190	5.00	633.7	208.0	28.00	3.045	30.31	59.6	614.3	218.2	28.00	2.814	29.38	56.0	589.2	228.7	28.00	2.575	28.18	51.5
	6.00	651.9	209.5	28.00	3.110	31.18	63.1	632.3	219.8	28.00	2.876	30.24	59.3	606.5	230.3	28.00	2.633	29.01	54.6
	7.00	671.8	211.1	28.00	3.181	32.13	67.0	652.2	221.4	28.00	2.945	31.20	63.1	625.5	232.0	28.00	2.696	29.92	58.1
	8.00	693.5	212.8	28.00	3.257	33.17	71.3	672.9	223.2	28.00	3.014	32.18	67.2	645.4	233.7	28.00	2.760	30.87	61.8
	9.00	714.2	214.5	28.00	3.328	34.16	75.6	693.1	224.9	28.00	3.081	33.15	71.3	664.8	235.4	28.00	2.823	31.80	65.6
ACMR6200	5.00	667.3	226.0	28.00	2.952	31.92	66.1	646.7	236.9	28.00	2.729	30.93	62.1	619.9	248.1	28.00	2.498	29.65	57.0
	6.00	685.7	227.6	28.00	3.012	32.80	69.8	665.0	238.6	28.00	2.787	31.81	65.7	637.3	249.8	28.00	2.551	30.48	60.3
	7.00	706.3	229.3	28.00	3.078	33.78	74.0	685.4	240.4	28.00	2.850	32.79	69.7	656.8	251.6	28.00	2.609	31.41	64.0
	8.00	729.0	231.3	28.00	3.151	34.87	78.6	707.3	242.4	28.00	2.917	33.83	74.2	677.9	253.6	28.00	2.672	32.42	68.2
	9.00	750.6	233.1	28.00	3.219	35.90	83.2	728.3	244.2	28.00	2.981	34.84	78.5	698.0	255.5	28.00	2.731	33.39	72.3
ACMR6215	5.00	714.8	240.1	32.00	2.976	34.19	75.7	693.3	251.2	32.00	2.758	33.16	71.3	664.6	262.7	32.00	2.529	31.79	65.6
	6.00	733.3	241.6	32.00	3.035	35.07	79.5	711.9	252.8	32.00	2.815	34.05	75.1	682.3	264.3	32.00	2.581	32.63	69.1
	7.00	754.0	243.2	32.00	3.099	36.06	83.9	732.8	254.5	32.00	2.879	35.06	79.4	702.1	266.0	32.00	2.639	33.58	73.1
	8.00	778.9	245.1	32.00	3.176	37.25	89.1	756.9	256.5	32.00	2.950	36.20	84.5	725.3	267.9	32.00	2.706	34.69	77.9
	9.00	802.6	246.9	32.00	3.249	38.39	94.2	779.8	258.3	32.00	3.018	37.30	89.3	747.3	269.8	32.00	2.769	35.74	82.5
ACMR6230	5.00	766.1	254.4	32.00	3.011	36.64	55.9	741.9	267.4	32.00	2.773	35.48	52.6	711.5	280.9	32.00	2.532	34.03	48.5
	6.00	788.6	256.3	32.00	3.076	37.72	59.1	764.5	269.4	32.00	2.836	36.57	55.7	733.1	282.9	32.00	2.590	35.07	51.4
	7.00	812.7	258.3	32.00	3.145	38.87	62.7	787.8	271.6	32.00	2.900	37.69	59.0	755.6	285.1	32.00	2.650	36.14	54.5
	8.00	837.6	260.5	32.00	3.214	40.06	66.4	812.0	273.8	32.00	2.964	38.84	62.6	778.9	287.3	32.00	2.710	37.25	57.7
	9.00	863.8	262.9	32.00	3.285	41.32	70.4	837.1	276.1	32.00	3.030	40.04	66.3	803.1	289.7	32.00	2.771	38.41	61.3
ACMR6245	5.00	835.5	272.4	36.00	3.066	39.96	51.7	808.8	285.8	36.00	2.829	38.69	48.5	776.2	299.7	36.00	2.589	37.12	44.7
	6.00	861.7	274.5	36.00	3.138	41.21	54.9	834.7	288.0	36.00	2.897	39.93	51.6	801.0	301.9	36.00	2.652	38.31	47.6
	7.00	887.8	276.7	36.00	3.208	42.46	58.2	860.2	290.2	36.00	2.963	41.15	54.7	825.4	304.2	36.00	2.713	39.48	50.5
	8.00	915.7	279.0	36.00	3.281	43.80	61.8	887.3	292.6	36.00	3.032	42.44	58.2	851.5	306.5	36.00	2.777	40.73	53.7
	9.00	943.9	281.3	36.00	3.354	45.15	65.5	914.2	294.9	36.00	3.099	43.73	61.6	877.5	308.9	36.00	2.840	41.97	56.9
ACMR6260	5.00	871.4	290.7	36.00	2.997	41.68	56.1	843.1	304.7	36.00	2.766	40.33	52.6	808.7	319.4	36.00	2.531	38.68	48.5
	6.00	897.7	292.9	36.00	3.064	42.94	59.5	869.3	307.1	36.00	2.829	41.58	55.9	833.7	321.8	36.00	2.590	39.88	51.5
	7.00	924.7	295.3	36.00	3.131	44.23	63.0	895.6	309.5	36.00	2.893	42.84	59.2	859.0	324.2	36.00	2.649	41.08	54.6
	8.00	953.6	297.7	36.00	3.202	45.61	66.8	923.8	312.0	36.00	2.959	44.18	62.9	885.9	326.7	36.00	2.711	42.37	58.0
	9.00	983.8	300.3	36.00	3.275	47.05	70.9	952.5	314.6	36.00	3.027	45.56	66.7	913.7	329.3	36.00	2.774	43.70	61.5
ACMR6270	5.00	919.0	306.9	40.00	2.993	43.96	62.2	889.3	321.4	40.00	2.766	42.54	58.4	853.0	336.4	40.00	2.535	40.80	53.9
	6.00	945.4	309.1	40.00	3.057	45.22	65.7	915.9	323.7	40.00	2.828	43.81	61.8	878.3	338.7	40.00	2.592	42.01	57.0
	7.00	973.8	311.5	40.00	3.125	46.58	69.6	943.6	326.1	40.00	2.893	45.14	65.4	904.9	341.1	40.00	2.652	43.28	60.4
	8.00	1004	313.9	40.00	3.198	48.03	73.8	973.3	328.6	40.00	2.961	46.55	69.5	933.3	343.6	40.00	2.715	44.64	64.1
	9.00	1037	316.6	40.00	3.275	49.61	78.5	1004	331.2	40.00	3.032	48.06	73.9	963.8	346.3	40.00	2.782	46.10	68.2
ACMR6280	5.00	960	322.1	40.00	2.979	45.91	67.7	928.8	337.1	40.00	2.754	44.43	63.5	890.8	352.6	40.00	2.525	42.61	58.6
	6.00	986	324.3	40.00	3.039	47.16	71.3	955.3	339.4	40.00	2.813	45.69	67.1	915.9	354.9	40.00	2.579	43.81	61.8
	7.00	1015	326.7	40.00	3.106	48.56	75.4	983.9	341.9	40.00	2.877	47.06	70.9	943.2	357.4	40.00	2.638	45.12	65.4
	8.00	1046	329.3	40.00	3.178	50.06	79.9	1014	344.5	40.00	2.944	48.53	75.3	972.7	360.1	40.00	2.701	46.53	69.4
	9.00	1082	332.1	40.00	3.257	51.76	85.1	1048	347.3	40.00	3.018	50.15	80.2	1005	362.9	40.00	2.769	48.09	74.0

Table 27

Legend

LWT Evaporator Leaving Water Temperature.
COP Coefficient of Performance

WFR Evaporator Water flow rate.
WPD Evaporator Water Pressure Drop.

Notes:

- Capacity ratings are based on with following condition. Evaporator Water Temperature Change: 5.00°C Evaporator Fouling Factor: 0.0176m² K/kW.
- Power input mentioned in this page should not be used for cable or fuse selection. MCA and MFA values given in the electrical data pages (42 to 46) should be referred for the same



CAPACITY RATINGS - 60. Hz (SI)

Model	LWT	Condenser Entering Air Dry Bulb °C																	
		45.0						48						51.7					
		Capacity	Total Power	Fan Power	COP	WFR	WPD	Capacity	Total Power	Fan Power	COP	WFR	WPD	Capacity	Total Power	Fan Power	COP	WFR	WPD
°C	kW	kW	kW	WW	L/s	kPa	kW	kW	kW	WW	L/s	kPa	kW	kW	kW	WW	L/s	kPa	
ACMR6175	5.00	477.1	236.6	24.00	2.016	22.82	35.0	452.2	248.8	24.00	1.817	21.63	31.6	420.8	264.6	24.00	1.590	20.13	27.5
	6.00	490.9	238.1	24.00	2.061	23.48	37.0	465.2	250.3	24.00	1.858	22.25	33.3	432.8	266.0	24.00	1.626	20.70	29.0
	7.00	505.9	239.7	24.00	2.110	24.20	39.2	479.5	251.9	24.00	1.903	22.94	35.3	446.3	267.7	24.00	1.667	21.34	30.8
	8.00	521.6	241.4	24.00	2.160	24.95	41.4	494.4	253.6	24.00	1.949	23.65	37.5	460.2	269.4	24.00	1.707	22.01	32.6
	9.00	538.8	243.3	24.00	2.214	25.77	44.4	510.9	255.6	24.00	1.998	24.44	40.0	475.8	271.4	24.00	1.752	22.76	34.8
ACMR6190	5.00	528.7	256.0	28.00	2.064	25.29	41.5	501.7	268.9	28.00	1.865	24.00	37.6	468.0	285.6	28.00	1.638	22.38	33.2
	6.00	544.1	257.5	28.00	2.112	26.02	43.9	516.3	270.4	28.00	1.909	24.69	39.7	481.5	287.1	28.00	1.677	23.03	34.9
	7.00	561.1	259.2	28.00	2.164	26.84	46.7	532.5	272.1	28.00	1.956	25.47	42.1	496.6	288.7	28.00	1.719	23.75	36.9
	8.00	579.2	261.0	28.00	2.218	27.70	49.7	549.8	273.9	28.00	2.006	26.29	44.8	512.8	290.5	28.00	1.764	24.53	39.2
	9.00	596.6	262.8	28.00	2.270	28.53	52.8	566.2	275.6	28.00	2.054	27.08	47.5	528.2	292.3	28.00	1.807	25.26	41.5
ACMR6200	5.00	555.9	277.2	28.00	2.004	26.59	45.8	527.7	291.0	28.00	1.812	25.24	41.4	492.6	309.0	28.00	1.594	23.56	36.3
	6.00	571.3	278.9	28.00	2.048	27.33	48.4	542.2	292.7	28.00	1.852	25.93	43.6	506.0	310.5	28.00	1.629	24.20	38.2
	7.00	588.6	280.7	28.00	2.096	28.15	51.4	558.5	294.5	28.00	1.896	26.71	46.3	521.0	312.3	28.00	1.668	24.92	40.4
	8.00	607.7	282.7	28.00	2.148	29.06	54.8	576.7	296.5	28.00	1.944	27.58	49.3	538.1	314.3	28.00	1.711	25.74	43.0
	9.00	625.7	284.6	28.00	2.198	29.93	58.1	593.9	298.4	28.00	1.990	28.40	52.3	554.2	316.2	28.00	1.752	26.51	45.5
ACMR6215	5.00	596.7	292.8	32.00	2.037	28.54	52.8	567.0	307.1	32.00	1.845	27.12	47.7	530.3	325.9	32.00	1.627	25.36	41.8
	6.00	612.2	294.3	32.00	2.079	29.28	55.6	581.3	308.6	32.00	1.883	27.80	50.1	543.5	327.3	32.00	1.660	25.99	43.8
	7.00	629.4	296.0	32.00	2.126	30.10	58.8	597.5	310.2	32.00	1.925	28.58	53.0	557.9	328.8	32.00	1.696	26.68	46.2
	8.00	650.3	297.9	32.00	2.182	31.10	62.8	617.4	312.2	32.00	1.977	29.53	56.6	576.5	330.7	32.00	1.743	27.58	49.3
	9.00	670.3	299.8	32.00	2.235	32.06	66.7	636.5	314.0	32.00	2.026	30.44	60.1	594.6	332.5	32.00	1.787	28.44	52.4
ACMR6230	5.00	637.3	315.6	32.00	2.019	30.48	39.1	604.0	331.9	32.00	1.819	28.89	35.2	562.0	353.0	32.00	1.592	26.88	30.5
	6.00	656.6	317.7	32.00	2.066	31.40	41.5	622.1	333.9	32.00	1.862	29.76	37.3	578.8	354.9	32.00	1.630	27.68	32.3
	7.00	677.0	319.9	32.00	2.116	32.38	44.0	641.7	336.2	32.00	1.908	30.69	39.6	597.1	357.1	32.00	1.671	28.56	34.4
	8.00	698.0	322.2	32.00	2.166	33.39	46.7	661.7	338.5	32.00	1.954	31.65	42.1	615.9	359.5	32.00	1.713	29.46	36.6
	9.00	720.2	324.6	32.00	2.218	34.45	49.6	682.9	341.0	32.00	2.002	32.66	44.8	636.0	362.1	32.00	1.756	30.42	38.9
ACMR6245	5.00	697.1	335.8	36.00	2.075	33.34	35.9	661.8	352.7	36.00	1.875	31.65	32.1	617.6	374.8	36.00	1.647	29.54	27.6
	6.00	719.2	338.0	36.00	2.127	34.40	38.3	682.8	355.0	36.00	1.923	32.66	34.3	637.0	376.9	36.00	1.689	30.47	29.6
	7.00	741.3	340.2	36.00	2.178	35.46	40.7	703.8	357.2	36.00	1.969	33.66	36.6	656.7	379.2	36.00	1.731	31.41	31.6
	8.00	764.8	342.6	36.00	2.231	36.58	43.4	726.1	359.6	36.00	2.018	34.73	39.0	677.6	381.6	36.00	1.775	32.41	33.8
	9.00	788.7	345.1	36.00	2.285	37.72	46.1	749.0	362.1	36.00	2.068	35.83	41.6	699.3	384.1	36.00	1.820	33.45	36.1
ACMR6260	5.00	726.0	357.3	36.00	2.031	34.73	39.0	689.5	375.2	36.00	1.837	32.98	35.1	643.9	398.5	36.00	1.615	30.80	30.3
	6.00	748.2	359.7	36.00	2.079	35.79	41.5	710.4	377.6	36.00	1.881	33.98	37.3	663.2	400.8	36.00	1.654	31.72	32.3
	7.00	770.9	362.1	36.00	2.128	36.87	44.1	732.0	380.0	36.00	1.926	35.01	39.7	683.3	403.1	36.00	1.694	32.68	34.4
	8.00	795.1	364.7	36.00	2.180	38.03	46.9	755.0	382.5	36.00	1.973	36.11	42.3	704.8	405.7	36.00	1.737	33.71	36.7
	9.00	820.5	367.3	36.00	2.233	39.24	49.9	779.3	385.2	36.00	2.022	37.27	45.0	727.8	408.4	36.00	1.781	34.81	39.2
ACMR6270	5.00	766.7	375.5	40.00	2.041	36.67	43.6	728.8	394.1	40.00	1.848	34.86	39.3	681.8	418.3	40.00	1.629	32.61	34.2
	6.00	788.9	377.8	40.00	2.087	37.73	46.2	749.6	396.3	40.00	1.891	35.85	41.7	700.8	420.4	40.00	1.666	33.52	36.3
	7.00	812.7	380.2	40.00	2.137	38.87	49.0	772.2	398.7	40.00	1.936	36.94	44.2	721.8	422.8	40.00	1.707	34.53	38.6
	8.00	838.2	382.7	40.00	2.189	40.09	52.0	796.4	401.2	40.00	1.984	38.09	47.0	744.4	425.3	40.00	1.750	35.61	41.1
	9.00	866.1	385.5	40.00	2.246	41.43	55.5	823.1	404.0	40.00	2.037	39.37	50.2	769.7	428.0	40.00	1.798	36.81	43.9
ACMR6280	5.00	800.9	393.4	40.00	2.035	38.31	47.6	761.7	412.8	40.00	1.845	36.43	43.0	713.3	438.0	40.00	1.628	34.12	37.6
	6.00	822.7	395.6	40.00	2.079	39.35	50.2	782.1	414.9	40.00	1.884	37.41	45.4	731.7	440.1	40.00	1.662	35.00	39.7
	7.00	847.2	398.1	40.00	2.127	40.52	53.1	805.2	417.4	40.00	1.929	38.51	48.1	753.2	442.5	40.00	1.702	36.03	42.1
	8.00	873.5	400.7	40.00	2.179	41.78	56.4	830.2	419.9	40.00	1.976	39.71	51.1	776.5	445.0	40.00	1.744	37.14	44.7
	9.00	903.3	403.6	40.00	2.238	43.20	60.2	858.6	422.8	40.00	2.030	41.07	54.6	803.3	447.8	40.00	1.793	38.42	47.9

Table 28

Legend

LWT Evaporator Leaving Water Temperature.
COP Coefficient of Performance

WFR Evaporator Water flow rate.
WPD Evaporator Water Pressure Drop.

Notes:

- Capacity ratings are based on with following condition. Evaporator Water Temperature Change: **5.00°C** Evaporator Fouling Factor:**0.0176m² K/kW**.
- Power input mentioned in this page should not be used for cable or fuse selection. MCA and MFA values given in the electrical data pages (42 to 46) should be referred for the same

IPLV CALCULATION

Model	IPLV Calculation					IPLV.IP. Btu / W.h
	Dry Bulb*, °F	55.0	65.0	80.0	95.0	
	% Load	25%	50%	75%	100%	
ACMR5008	Capacity, ton _R	1.967	3.933	5.900	7.866	14.70
	Power, kW	1.415	3.000	5.396	8.899	
	EER, Btu / W.h	16.68	15.73	13.12	10.61	
ACMR5012	Capacity, ton _R	2.990	5.980	8.970	11.96	14.61
	Power, kW	2.222	4.621	8.105	13.66	
	EER, Btu / W.h	16.15	15.53	13.28	10.50	
ACMR5016	Capacity, ton _R	3.785	7.570	11.36	15.14	14.17
	Power, kW	2.946	6.159	10.27	16.96	
	EER, Btu / W.h	15.42	14.75	13.27	10.71	
ACMR5020	Capacity, ton _R	4.530	9.060	13.59	18.12	14.15
	Power, kW	3.700	7.411	12.04	21.35	
	EER, Btu / W.h	14.69	14.67	13.54	10.19	
ACMR5024	Capacity, ton _R	5.835	11.67	17.51	23.64	14.54
	Power, kW	3.918	8.948	16.82	27.01	
	EER, Btu / W.h	17.87	15.65	12.49	10.50	
ACMR5030	Capacity, ton _R	7.550	15.10	22.65	30.13	14.62
	Power, kW	5.606	11.57	20.64	33.98	
	EER, Btu / W.h	16.16	15.66	13.17	10.64	
ACMR5040	Capacity, ton _R	9.950	19.90	29.85	39.80	14.59
	Power, kW	7.137	15.01	28.27	45.08	
	EER, Btu / W.h	16.73	15.91	12.67	10.60	
ACMR5045	Capacity, ton _R	11.56	23.11	34.67	46.22	14.64
	Power, kW	8.174	17.49	32.55	53.78	
	EER, Btu / W.h	16.97	15.86	12.78	10.31	
ACMR5050	Capacity, ton _R	11.82	23.64	35.45	47.27	14.67
	Power, kW	9.163	17.97	31.91	53.43	
	EER, Btu / W.h	15.48	15.79	13.33	10.62	
ACMR5055	Capacity, ton _R	13.02	26.03	39.05	52.92	14.30
	Power, kW	9.570	20.70	36.13	61.23	
	EER, Btu / W.h	16.32	15.09	12.97	10.37	
ACMR5060	Capacity, ton _R	15.34	30.67	46.01	61.96	14.39
	Power, kW	11.18	23.76	43.44	68.86	
	EER, Btu / W.h	16.47	15.49	12.71	10.80	
ACMR5070	Capacity, ton _R	17.69	35.37	53.06	70.74	14.70
	Power, kW	13.15	26.41	49.28	80.10	
	EER, Btu / W.h	16.14	16.07	12.92	10.60	
ACMR5075	Capacity, ton _R	18.83	37.67	56.50	75.33	14.13
	Power, kW	14.23	30.56	52.11	87.80	
	EER, Btu / W.h	15.88	14.79	13.01	10.30	
ACMR5085	Capacity, ton _R	20.06	40.12	60.18	80.24	14.23
	Power, kW	15.73	31.95	55.08	94.55	
	EER, Btu / W.h	15.30	15.07	13.11	10.18	

Model	IPLV Calculation					IPLV.IP. Btu / W.h
	Dry Bulb*, °F	55.0	65.0	80.0	95.0	
	% Load	25%	50%	75%	100%	
ACMR5090	Capacity, ton _R	22.35	44.70	67.05	89.40	14.39
	Power, kW	17.20	34.47	62.37	104.1	
	EER, Btu / W.h	15.59	15.56	12.90	10.31	
ACMR5095	Capacity, ton _R	23.87	47.74	71.61	95.48	14.67
	Power, kW	17.09	36.42	65.90	107.1	
	EER, Btu / W.h	16.76	15.73	13.04	10.70	
ACMR5110	Capacity, ton _R	26.25	52.50	78.75	105.0	14.39
	Power, kW	19.99	42.11	70.10	122.7	
	EER, Btu / W.h	15.76	14.96	13.48	10.26	
ACMR5120	Capacity, ton _R	29.48	58.95	88.43	117.9	14.36
	Power, kW	21.68	46.02	82.84	138.3	
	EER, Btu / W.h	16.32	15.37	12.81	10.23	
ACMR5130	Capacity, ton _R	32.58	65.15	97.73	130.3	14.57
	Power, kW	23.35	50.80	89.12	147.2	
	EER, Btu / W.h	16.74	15.39	13.16	10.62	
ACMR5140	Capacity, ton _R	34.43	68.85	103.3	137.7	14.61
	Power, kW	24.96	52.72	95.13	159.2	
	EER, Btu / W.h	16.55	15.67	13.03	10.38	
ACMR5155	Capacity, ton _R	38.05	76.10	114.2	152.2	14.30
	Power, kW	29.42	59.80	105.4	176.0	
	EER, Btu / W.h	15.52	15.27	13.00	10.38	
ACMR5165	Capacity, ton _R	40.65	81.30	122.0	162.6	14.21
	Power, kW	32.11	65.61	110.0	189.8	
	EER, Btu / W.h	15.19	14.87	13.31	10.28	
ACMR5180	Capacity, ton _R	44.00	88.00	132.0	176.0	14.33
	Power, kW	33.67	68.09	124.0	207.2	
	EER, Btu / W.h	15.68	15.51	12.77	10.20	
ACMR5190	Capacity, ton _R	47.73	95.45	143.2	190.9	14.59
	Power, kW	33.57	73.52	133.1	214.2	
	EER, Btu / W.h	17.06	15.58	12.91	10.70	
ACMR5205	Capacity, ton _R	50.15	100.3	150.5	200.6	14.54
	Power, kW	38.43	77.15	137.0	229.7	
	EER, Btu / W.h	15.66	15.60	13.18	10.48	
ACMR5215	Capacity, ton _R	52.50	105.0	157.5	210.0	14.10
	Power, kW	41.37	83.00	148.7	245.5	
	EER, Btu / W.h	15.23	15.18	12.71	10.26	
ACMR5230	Capacity, ton _R	56.18	112.4	168.5	224.7	14.16
	Power, kW	43.95	87.81	160.1	263.5	
	EER, Btu / W.h	15.34	15.36	12.63	10.23	
ACMR5240	Capacity, ton _R	58.95	117.9	176.9	235.8	14.36
	Power, kW	45.06	90.98	165.7	276.6	
	EER, Btu / W.h	15.70	15.55	12.81	10.23	

Table 29

Legend

EER Energy Efficiency Ratio. | **IPLV** Integrated Part Load Value.

* Condenser Entering Air Dry Bulb Temperature.

Notes:

- Above Part-load performance is based on Standard AHRI 550/590 (I-P).
- Power input mentioned in this page should not be used for cable or fuse selection. MCA and MFA values given in the electrical data pages (42 to 46) should be referred for the same.



IPLV CALCULATION

Evaporator Pressure			
Maximum Working Pressure		Refrigerant	Water
ACMR5008/ACMR6010 to ACMR5045/ACMR6055	psig	650	421
	kPa	4500	2900
ACMR5050/ACMR6060 to ACMR5240/ACMR6280	psig	650	145
	kPa	4500	1000
Test Pressure		Refrigerant	Water
ACMR5008/ACMR6010 to ACMR5045/ACMR6055	psig	1001	1001
	kPa	6900	6900
ACMR5050/ACMR6060 to ACMR5240/ACMR6280	psig	602	207
	kPa	4150	1430

Condenser Pressure		Refrigerant
Maximum Working Pressure	psig	650
	kPa	4482
Test Pressure	psig	715
	kPa	4930

Legend

EER Energy Efficiency Ratio. | **IPLV** Integrated Part Load Value.

* Condenser Entering Air Dry Bulb Temperature.

Notes:

- Above Part-load performance is based on Standard AHRI 550/590 (I-P).
- Power input mentioned in this page should not be used for cable or fuse selection. MCA and MFA values given in the electrical data pages (42 to 46) should be referred for the same.

Table 30

Capacity Correction & Limits

Evaporator Chiller Limits of Operation

Maximum LCWT : 50.0°F (10.00°C)
 Maximum ECWT : 76.00°F (24.40°C)*
 Minimum LCWT : 40.00°F (4.44°C)

For Lower LCWT ethylene glycol solution to be used consult SKM.
 (*For short periods.)

Range & Flow Limits

Range limit 6.00°F - 16.20°F (3.33°C - 9.00°C) except where limited by water flow rate limits for evaporator. For minimum & maximum water flow rate refer to page 39.

Working & Test Pressures

Evaporator Pressure			
Maximum Working Pressure		Refrigerant	Water
ACMR5008/ACMR6010 to ACMR5045/ACMR6055	psig	650	421
	kPa	4500	2900
ACMR5050/ACMR6060 to ACMR5240/ACMR6280	psig	650	145
	kPa	4500	1000
Test Pressure		Refrigerant	Water
ACMR5008/ACMR6010 to ACMR5045/ACMR6055	psig	1001	1001
	kPa	6900	6900
ACMR5050/ACMR6060 to ACMR5240/ACMR6280	psig	602	207
	kPa	4150	1430

Condenser Pressure		Refrigerant
Maximum Working Pressure	psig	650
	kPa	4482
Test Pressure	psig	715
	kPa	4930

Table 31

Cooler Fouling Factors

The units are rated at 0.000100 ft².h.°F/Btu (0.0176m².°K/KW). Other than this fouling factor use SKMAir Cooled Chiller Selection Software to determine the unit performance.

An increase in the fouling factor, results in decrease in the unit capacity and efficiency.

Altitude Correction Factor

The units ratings are based on sea level. Above sea level apply the following correction factors:

Altitude		Capacity Multiplier	Power Multiplier
Feet	Meters		
0.000	0.000	1	1
2000	610	0.99	1.01
4000	1219	0.98	1.02
6000	1829	0.97	1.03
8000	2438	0.96	1.04
10000	3048	0.95	1.05

Table 32

Range Correction Factors

Capacity ratings are based on 10.00°F (IP) and 5.00°C (SI) chilled water range. For other than this range please use correction factor below.

Range		Capacity Multiplier	Power Multiplier
°F (IP)	°C (SI)		
8.00	3.90	0.995	0.998
10.00	5.00	1	1
12.00	6.10	1.005	1.002
14.00	7.20	1.01	1.004
16.00	8.30	1.015	1.006

Table 33

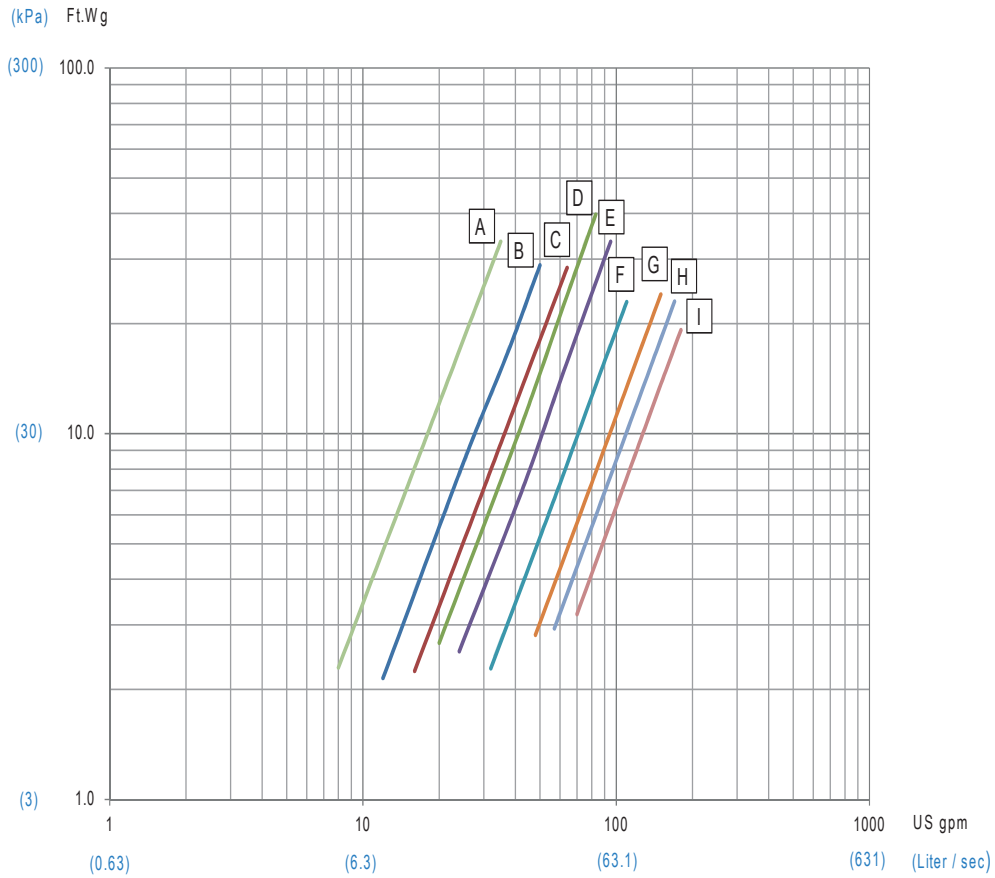
Capacity Control Steps

Models		Steps
ACMR5008	ACMR6010	100 - 0
ACMR5012	ACMR6014	100 - 0
ACMR5016	ACMR6018	100 - 0
ACMR5020	ACMR6022	100 - 0
ACMR5024	ACMR6028	100 - 50 - 0
ACMR5030	ACMR6035	100 - 50 - 0
ACMR5040	ACMR6045	100 - 75 - 50 - 25 - 0
ACMR5045	ACMR6055	100 - 75 - 50 - 25 - 0
ACMR5050	ACMR6060	100 - 50 - 0
ACMR5055	ACMR6065	100 - 66 - 0
ACMR5060	ACMR6075	100 - 50 - 0
ACMR5070	ACMR6085	100 - 67 - 33 - 0
ACMR5075	ACMR6095	100 - 69 - 39 - 0
ACMR5085	ACMR6105	100 - 72 - 36 - 0
ACMR5090	ACMR6110	100 - 67 - 33 - 0
ACMR5095	ACMR6120	100 - 75 - 50 - 25 - 0
ACMR5110	ACMR6130	100 - 78 - 50 - 28 - 0
ACMR5120	ACMR6140	100 - 75 - 50 - 25 - 0
ACMR5130	ACMR6160	100 - 86 - 68 - 50 - 36 - 18 - 0
ACMR5140	ACMR6175	100 - 83 - 67 - 50 - 33 - 17 - 0
ACMR5155	ACMR6190	100 - 85 - 69 - 50 - 35 - 19 - 0
ACMR5165	ACMR6200	100 - 86 - 68 - 50 - 36 - 18 - 0
ACMR5180	ACMR6215	100 - 83 - 67 - 50 - 33 - 17 - 0
ACMR5190	ACMR6230	100 - 88 - 75 - 63 - 50 - 38 - 25 - 13 - 0
ACMR5205	ACMR6245	100 - 88 - 77 - 65 - 50 - 38 - 27 - 15 - 0
ACMR5215	ACMR6260	100 - 89 - 78 - 64 - 50 - 39 - 28 - 14 - 0
ACMR5230	ACMR6270	100 - 90 - 76 - 63 - 50 - 40 - 26 - 13 - 0
ACMR5240	ACMR6280	100 - 88 - 75 - 63 - 50 - 38 - 25 - 13 - 0

Table 34



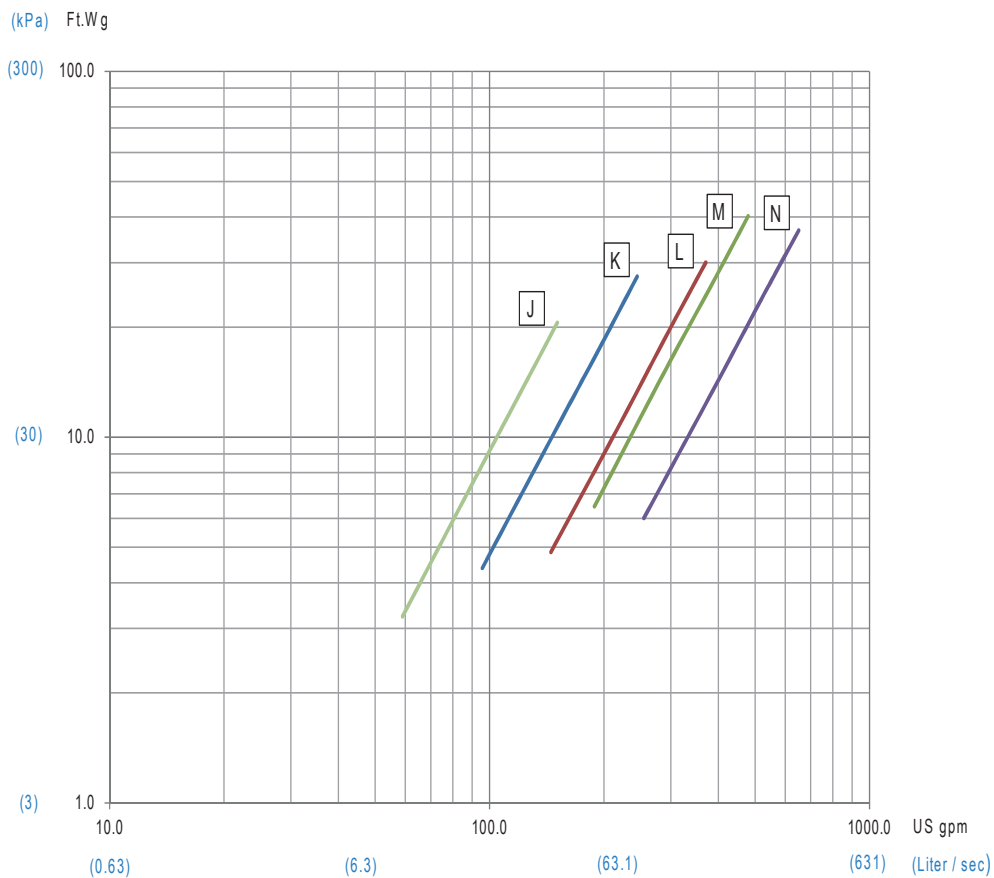
Evaporator Water Pressure Drop



Graph	Models	Water Flow Rate			
		Minimum		Maximum	
		US gpm	L/s	US gpm	L/s
A	ACMR5008	8.00	0.500	35.00	2.210
B	ACMR5012 ,ACMR6010	12.00	0.760	50.00	3.150
C	ACMR5016 ,ACMR6014	16.00	1.010	64.00	4.040
D	ACMR5020 ,ACMR6018	20.00	1.260	83.00	5.240
E	ACMR6022	24.00	1.510	95.00	5.990
F	ACMR5024, ACMR5030 ,ACMR6028	32.00	2.020	110.0	6.940
G	ACMR5040, ACMR6035	48.00	3.030	150.0	9.460
H	ACMR5045 ,ACMR6045	57.00	3.600	170.0	10.73
I	ACMR6055	70.00	4.420	180.0	11.36

Table 35

Evaporator Water Pressure Drop



Graph	Models	Water Flow Rate			
		Minimum		Maximum	
		US gpm	L/s	US gpm	L/s
J	ACMR5050 ,ACMR5055	59.00	3.720	150.8	9.510
K	ACMR5060 ,ACMR6060 ,ACMR6065 ,ACMR6075	85.60	5.400	218.7	13.80
	ACMR5070 ,ACMR5075 ,ACMR5085	95.70	6.040	244.6	15.43
L	ACMR5095 ,ACMR5110	145.0	9.150	370.7	23.39
	ACMR5090 ,ACMR6085 ,ACMR6095				
	ACMR5190 ,ACMR5205 ,ACMR5215 ,ACMR6230				
	ACMR6105 ,ACMR6110	144.0	9.080	368.0	23.22
M	ACMR5120 ,ACMR6120 ,ACMR6130 ,ACMR6140	180.0	11.36	460.0	29.02
	ACMR5230 ,ACMR5240 ,ACMR6245 ,ACMR6260 ,ACMR6270 ,ACMR6280				
	ACMR5130 ,ACMR5140	188.8	11.91	479.2	30.23
N	ACMR5155 ,ACMR5165 ,ACMR6160 ,ACMR6175	254.7	16.07	650.8	41.06
	ACMR5180 ,ACMR6190 ,ACMR6200 ,ACMR6215	250.0	15.77	637.8	40.24

Table 36



Selection Procedure

ACMR Chillers should be selected with specific Design Considerations, requirements and parameters of the intended application. Care and good engineering should lead to an efficient and cost effective selection. Sample procedures are shown below:

Example 1: (IP System)

Select an Air Cooled Package Chiller giving a capacity of 30.00 ton_R to cool water from 54.00°F to 44.00°F at 2000 ft. altitude, 0.000100 fouling factor, power supply 415V/3Ph/50. Hz and 115.0 °F ambient Temperature.

Selection:

Apply the following factors to convert the required capacity to tabulated capacity ratings.

Capacity Multiplier

Altitude 0.99

$$\begin{aligned} \text{Tabulated rated capacity} &= \frac{30.00}{0.99} \\ &= 30.30 \text{ ton}_R \end{aligned}$$

Refer to capacity rating 50.Hz under 115.0 °F condenser entering air temperature and select a chiller giving a capacity nearest larger to 30.30 ton_R at 44.00 °F LCWT. Select model [ACMR5040](#) giving a capacity of 33.01 ton_R.

Apply correction factors to the selected unit to find actual capacity.

$$\begin{aligned} \text{Capacity} &= 33.01 \times 0.99 \\ &= 32.68 \text{ ton}_R \end{aligned}$$

Calculation of Water Flow Rate (WFR)

To calculate the water flow rate to be circulated, use the following:

$$\begin{aligned} \text{WFR (US gpm)} &= \frac{\text{C.CAP (ton}_R) \times 24}{\text{Range (°F)}} \\ &= \frac{32.68 \times 24}{10.00} = 78.43 \text{ US gpm} \end{aligned}$$

Example 2: (SI System)

Select an Air Cooled Package Chiller giving a capacity of 100.0 kW of refrigeration to cool water from 12.00°C to 7.00°C at 610M altitude, 0.0176 fouling factor, power supply 380V/3Ph/60.Hz and 45.0 °C ambient Temperature.

Selection:

Apply the following factors to convert the required capacity to tabulated capacity ratings.

Capacity Multiplier

Altitude 0.99

$$\begin{aligned} \text{Tabulated rated capacity} &= \frac{100.0}{0.99} \\ &= 101.0 \text{ kW} \end{aligned}$$

Refer to capacity rating 60.Hz under 45.0 °C condenser entering air temperature and select a chiller giving a capacity nearest larger to 101.0 at 7.00 °C LCWT. Select model [ACMR6035](#) giving a capacity of 110.3 kW.

Apply correction factors to the selected unit to find actual capacity.

$$\begin{aligned} \text{Capacity} &= 110.3 \times 0.99 \\ &= 109.2 \text{ kW} \end{aligned}$$

Calculation of Water Flow Rate (WFR)

To calculate the water flow rate to be circulated, use the following:

$$\begin{aligned} \text{WFR (L/s)} &= \frac{\text{C.CAP (kW)} \times 0.239}{\text{Range (°C)}} \\ &= \frac{109.2 \times 0.239}{5.00} = 5.22 \text{ l/s.} \end{aligned}$$

For more details refer to other specifications and dimensional drawings for the selected model.

Optional Hydronic Module

Circulation of water to provide comfort cooling is required for all chiller applications. This is done through hydronic system with pump assembly that pushes the water to the chiller heat exchanger and deliver it to air handling units. Traditionally, the pumps are supplied and installed separately from the chiller, adding to system losses and installation cost. In addition, the pumps and other components are located inside the buildings consuming valuable floor spaces.

The Hydronic Module option for **ACMR** either built-in or supplied loose is designed to eliminate system losses, lower the added installation costs and decrease the usable floor spaces occupied by mechanical assembly used for water circulation.

General Features


By offering a factory installed Pump Packaged within the framework of the chillers, additional components are now included in a package that can be easily installed and ready for operation. In addition, installation errors such as over sizing of connections, pumps, and piping can be minimized and operating controls can be integrated to provide acceptable performance results.

Benefits

The benefits of Hydronic Module for owners, contractors, consultants and management are unlimited. The system features the following:

- All-in-one package for faster and easy installation
- Reduction in unit and installation cost
- More compact in size therefore space requirement is reduced
- Easy controls and building control integration
- Less system losses therefore low operating costs
- Operates year-round, even in extreme temperatures
- Makes service calls more productive
(SKM Chillers and Pump Packaged system) all-in one

Pumps



ACMR Hydronic Module pumps are end suction centrifugal pumps in accordance with EN 733 (ex DIN 24255) suitable for both heating and cooling applications. It has a maximum working pressure of 10 bar and can handle liquid temperatures ranging from -10°C to 90°C.

Expansion Tanks

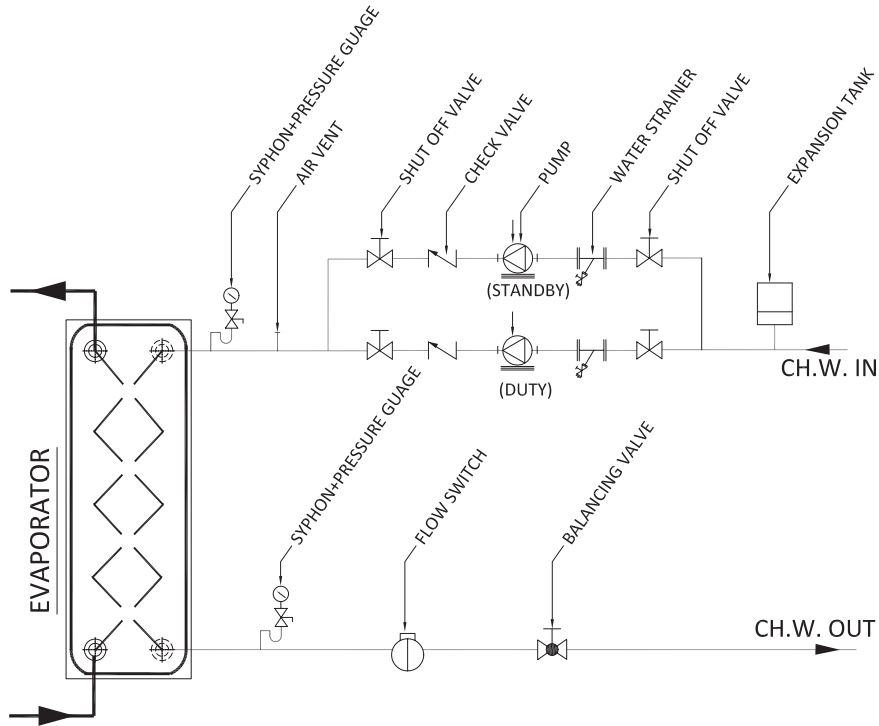


Expansion tanks are available in different volumes. Refer to ASHRAE Standard to determine the expansion tank size.

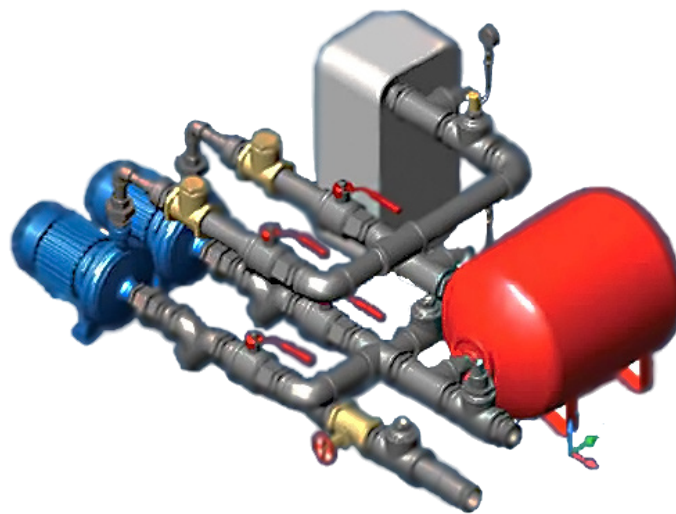


Schematic Piping Diagram

Standby (Dual) Pump Option



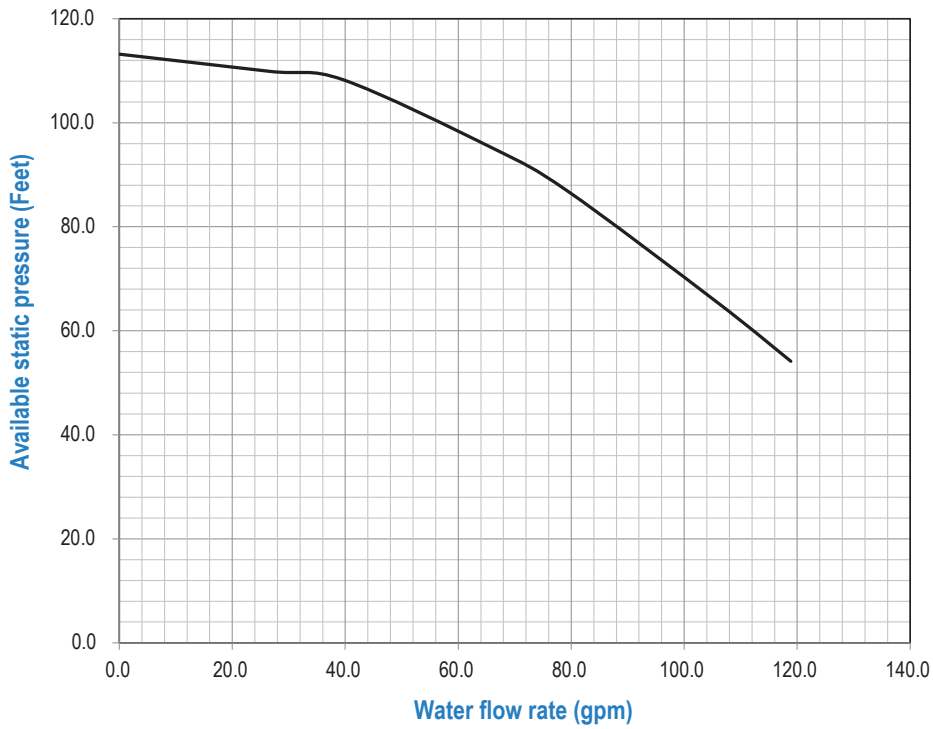
3D Piping Diagram



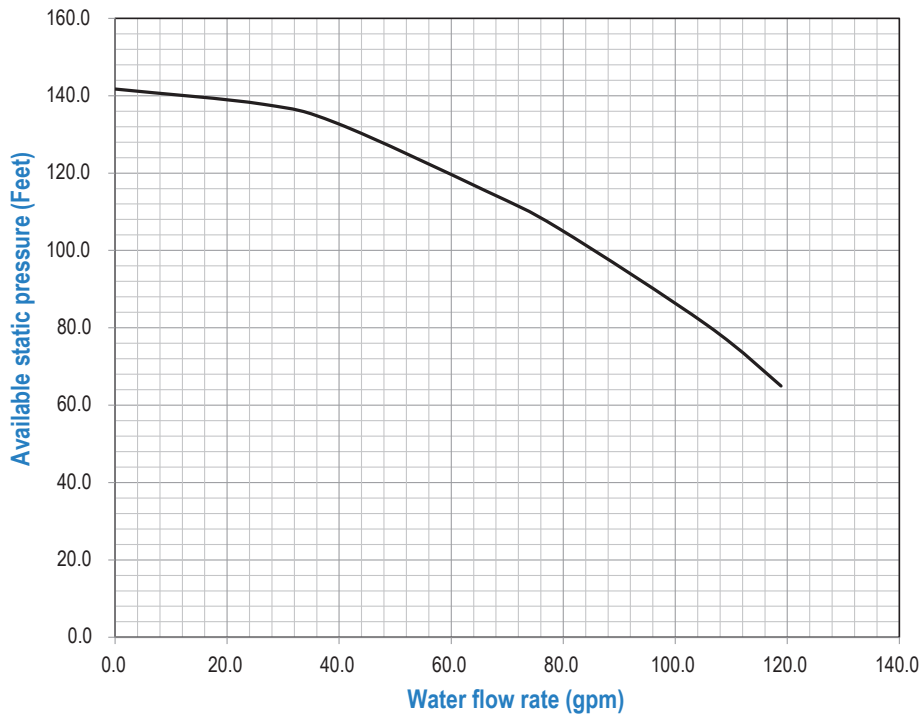
Standby (Dual) Pump Option

Static Pressure

ACMR5008 - ACMR5020



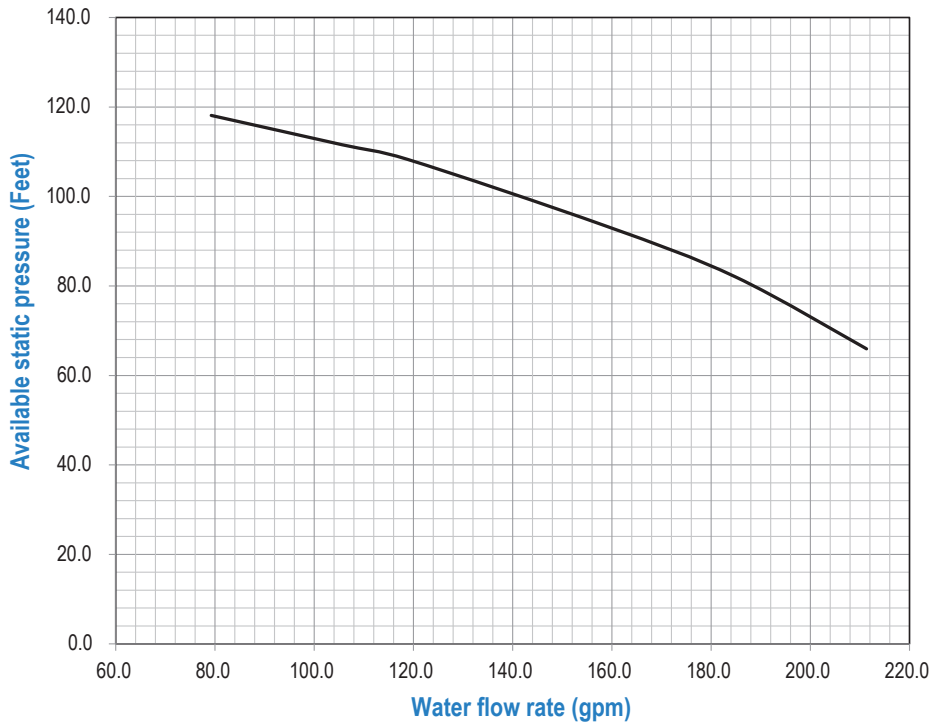
ACMR5024 - ACMR5030



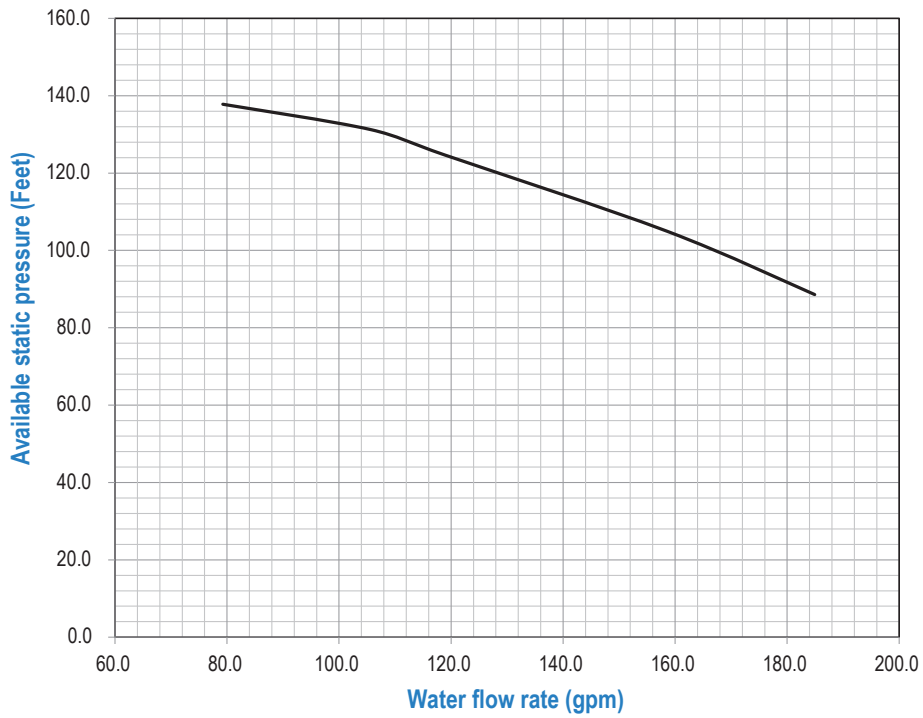


Static Pressure

ACMR5040 - ACMR5045

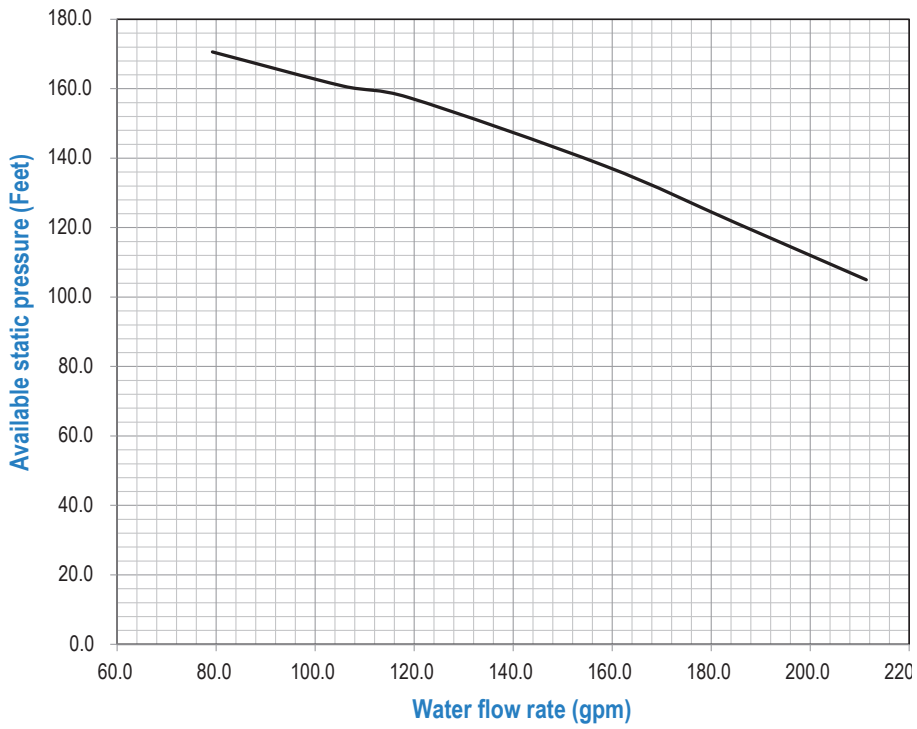


ACMR5050 - ACMR5055

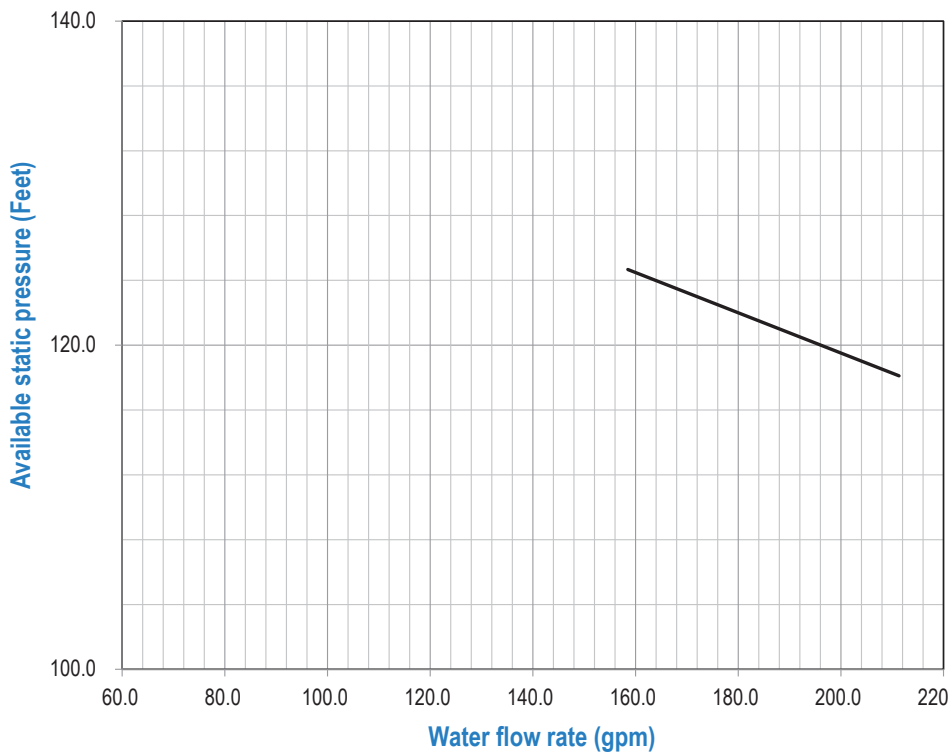


Static Pressure

ACMR5060 - ACMR5070



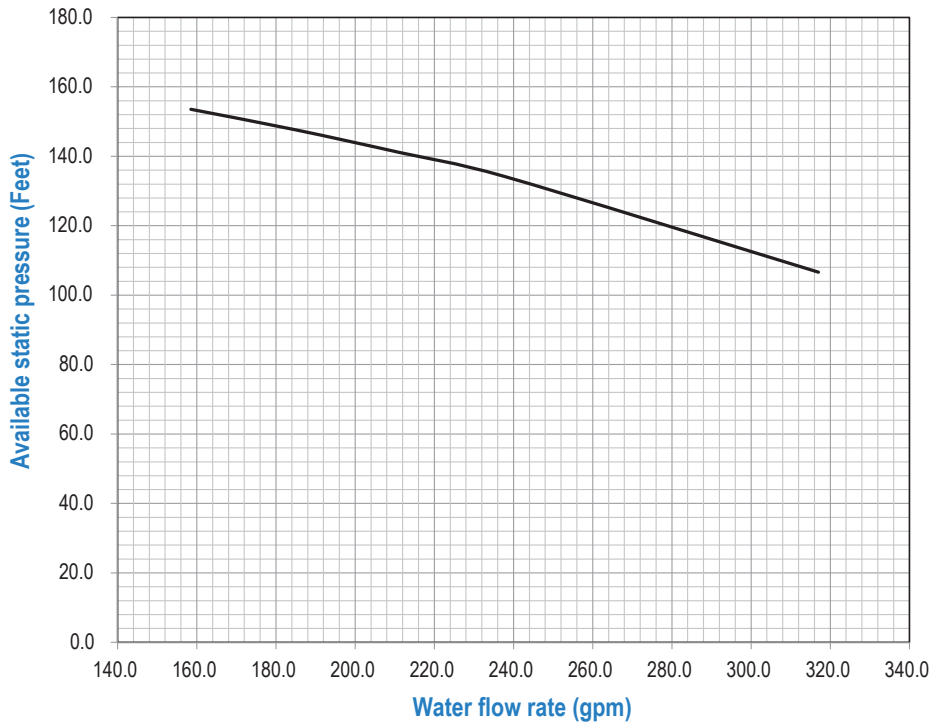
ACMR5075 - ACMR5090



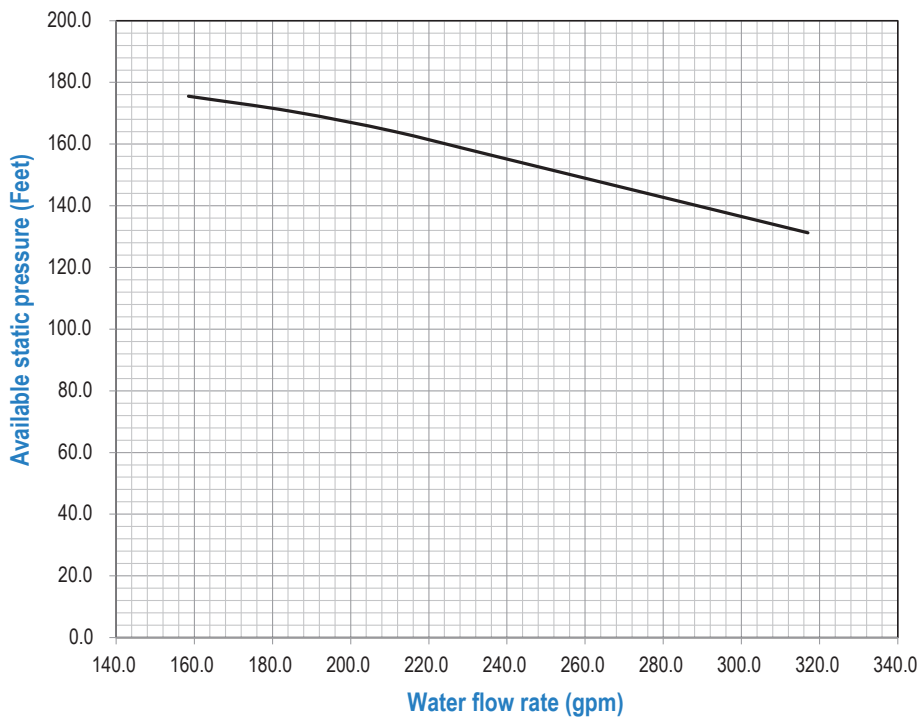


Static Pressur

ACMR5095 - ACMR5120

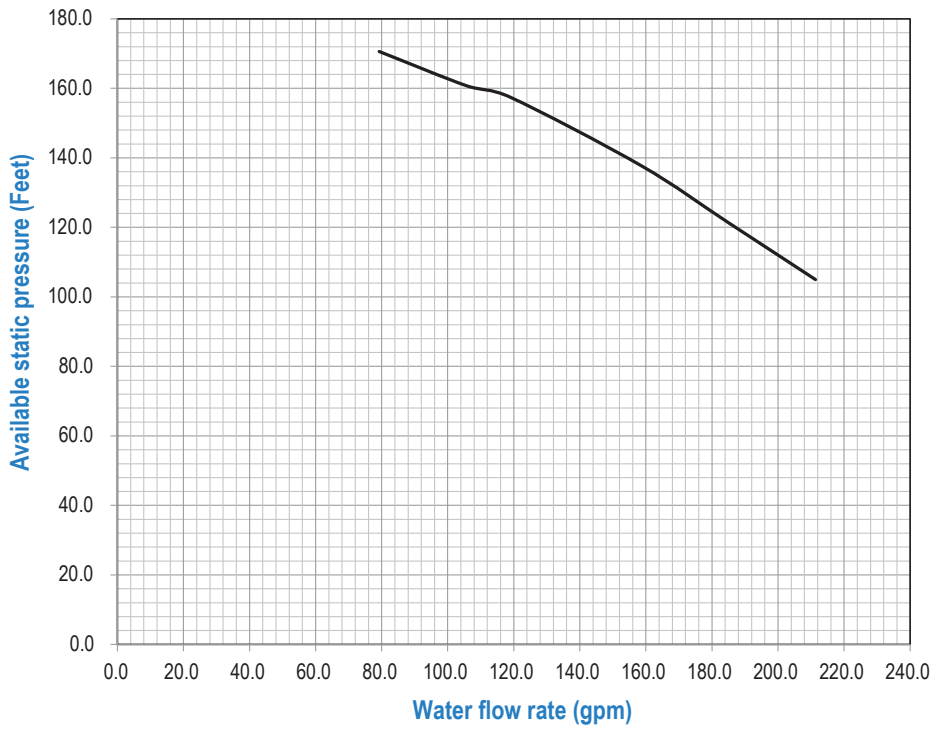


ACMR5130

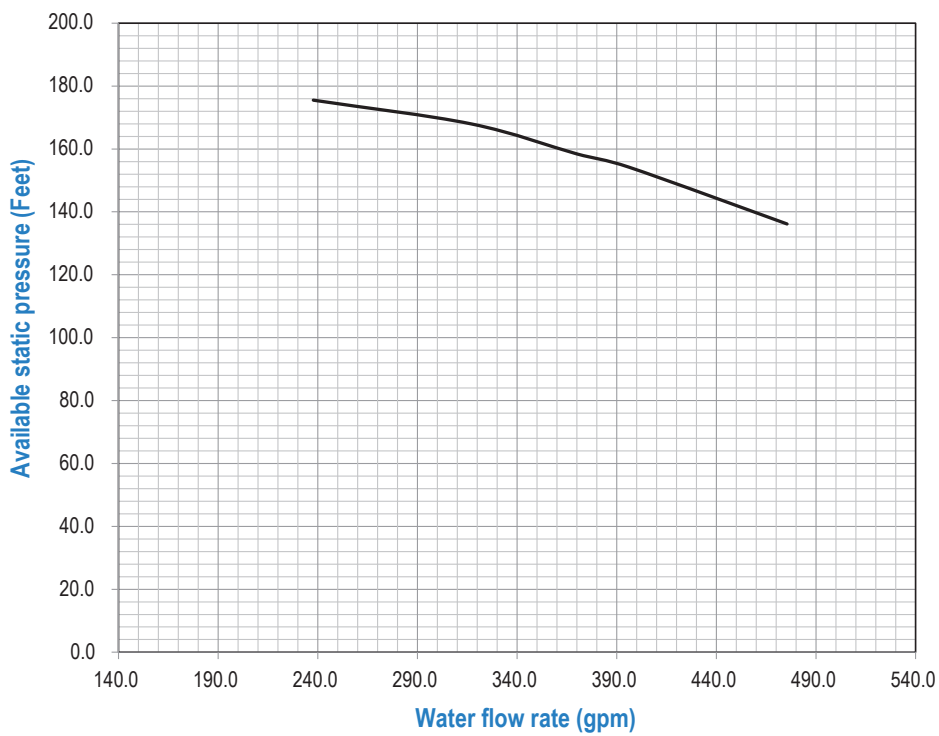


Static Pressure

ACMR5140 - ACMR5165



ACMR5180





ELECTRICAL DATA

Power Supply: 380~415V/3Ph/50. Hz

MODEL	Unit Characteristic			Compressor			Condenser Fan Motor		
	MFA	MCA	ICF	QTY	RLA	LRA	QTY	FLA	LRA
ACMR5008	50	28	124	1	20	118	2	1.2	3.6
ACMR5012	80	39	184	1	28	173	2	2.2	9
ACMR5016	100	47	240	1	34	229	2	2.2	9
ACMR5020	100	57	331	1	42	320	2	2.2	9
ACMR5024	100	70	214	2	28	173	3	2.2	9
ACMR5030	125	87	283	2	34	229	3	3.3	11
ACMR5040	160	120	238	4	25	140	4	3.3	11
ACMR5045	200	133	280	4	28	173	4	3.3	11
ACMR5050	250	151	394	2	61	310	4	3.3	11
ACMR5055	315	181	496	1 + 1	82 + 61	408 + 310	5	3.3	11
ACMR5060	315	205	520	2	82	408	6	3.3	11
ACMR5070	315	219	462	3	61	310	6	3.3	11
ACMR5075	400	245	560	1 + 2	82 + 61	408 + 310	6	3.3	11
ACMR5085	400	266	581	2 + 1	82 + 61	408 + 310	6	3.3	11
ACMR5090	400	287	602	3	82	408	6	3.3	11
ACMR5095	400	287	530	4	61	310	8	3.3	11
ACMR5110	500	334	649	2 + 2	82 + 61	408 + 310	8	3.3	11
ACMR5120	500	376	691	4	82	408	8	3.3	11
ACMR5130	500	384	638	4 + 2	61 + 42	310 + 320	12	3.3	11
ACMR5140	500	422	666	6	61	310	12	3.3	11
ACMR5155	630	470	785	2 + 4	82 + 61	408 + 310	12	3.3	11
ACMR5165	630	512	827	4 + 2	82 + 61	408 + 310	12	3.3	11
ACMR5180	800	554	869	6	82	408	12	3.3	11
ACMR5190	630	558	801	8	61	310	16	3.3	11
ACMR5205	800	605	920	2 + 6	82 + 61	408 + 310	16	3.3	11
ACMR5215	800	647	962	4 + 4	82 + 61	408 + 310	16	3.3	11
ACMR5230	800	689	1004	6 + 2	82 + 61	408 + 310	16	3.3	11
ACMR5240	1000	731	1046	8	82	408	16	3.3	11

Table 37

Legend

MFA Maximum Fuse Amps (for fuse sizing), complies with NEC Article 440-22 & 430-52.

MCA Minimum Circuit Amps.(for wire sizing), complies with NEC article 440-33.

ICF Maximum Instantaneous Current Flow

RLA Rated Load Amps.

LRA Locked Rotor Amps

FLA Full Load Amps

Note :

Voltage imbalance not to exceed $\pm 2\%$ of the rated voltage

ELECTRICAL DATA

Power Supply: 380~400V/3Ph/60. Hz

MODEL	Unit Characteristic			Compressor			Condenser Fan Motor		
	MFA	MCA	ICF	QTY	RLA	LRA	QTY	FLA	LRA
ACMR6010	80	37	150	1	27	145	2	1.3	3.9
ACMR6014	100	53	206	1	38	196	2	2.4	7.8
ACMR6018	100	54	300	1	39	290	2	2.4	7.8
ACMR6022	160	78	390	1	58	380	2	2.4	7.8
ACMR6028	160	97	251	2	38	196	3	3.6	9.5
ACMR6035	160	100	346	2	39	290	3	3.6	9.5
ACMR6045	200	143	249	4	30	139	4	3.6	9.5
ACMR6055	250	177	330	4	38	196	4	3.6	9.5
ACMR6060	315	196	463	2	77	358	6	3.6	9.5
ACMR6065	315	221	669	1 + 1	97 + 77	564 + 358	6	3.6	9.5
ACMR6075	400	241	689	2	97	564	6	3.6	9.5
ACMR6085	400	273	540	3	77	358	6	3.6	9.5
ACMR6095	400	302	750	1 + 2	97 + 77	564 + 358	7	3.6	9.5
ACMR6105	500	326	773	2 + 1	97 + 77	564 + 358	8	3.6	9.5
ACMR6110	500	350	797	3	97	564	9	3.6	9.5
ACMR6120	500	358	624	4	77	358	8	3.6	9.5
ACMR6130	630	411	858	2 + 2	97 + 77	564 + 358	10	3.6	9.5
ACMR6140	630	451	898	4	97	564	10	3.6	9.5
ACMR6160	630	489	778	4 + 2	77 + 58	380 + 358	12	3.6	9.5
ACMR6175	630	527	794	6	77	358	12	3.6	9.5
ACMR6190	800	580	1027	2 + 4	97 + 77	564 + 358	14	3.6	9.5
ACMR6200	800	620	1067	4 + 2	97 + 77	564 + 358	14	3.6	9.5
ACMR6215	800	667	1115	6	97	564	16	3.6	9.5
ACMR6230	800	696	963	8	77	358	16	3.6	9.5
ACMR6245	1000	749	1196	2 + 6	97 + 77	564 + 358	18	3.6	9.5
ACMR6260	1000	789	1236	4 + 4	97 + 77	564 + 358	18	3.6	9.5
ACMR6270	1000	836	1284	6 + 2	97 + 77	564 + 358	20	3.6	9.5
ACMR6280	1000	876	1324	8	97	564	20	3.6	9.5

Table 38

Legend

MFA Maximum Fuse Amps (for fuse sizing), complies with NEC Article 440-22 & 430-52.

MCA Minimum Circuit Amps.(for wire sizing), complies with NEC article 440-33.

ICF Maximum Instantaneous Current Flow

Note :

Voltage imbalance not to exceed $\pm 2\%$ of the rated voltage

RLA Rated Load Amps.

LRA Locked Rotor Amps

FLA Full Load Amps



ELECTRICAL DATA

Power Supply: 460V/3Ph/60. Hz

MODEL	Unit Characteristic			Compressor			Condenser Fan Motor		
	MFA	MCA	ICF	QTY	RLA	LRA	QTY	FLA	LRA
ACMR6010	50	28	130	1	20	125	2	1.3	3.9
ACMR6014	80	42	184	1	30	173	2	2.35	8.9
ACMR6018	100	47	240	1	34	229	2	2.35	8.9
ACMR6022	100	57	331	1	42	320	2	2.35	8.9
ACMR6028	125	79	225	2	30	173	3	4.1	11
ACMR6035	160	88	285	2	34	229	3	4.1	11
ACMR6045	160	126	253	4	26	150	4	4.1	11
ACMR6055	200	143	288	4	30	173	4	4.1	11
ACMR6060	250	160	404	2	61	310	6	4.1	11
ACMR6065	315	186	502	1 + 1	82 + 61	408 + 310	6	4.1	11
ACMR6075	315	207	523	2	82	408	6	4.1	11
ACMR6085	315	221	465	3	61	310	6	4.1	11
ACMR6095	400	251	567	1 + 2	82 + 61	408 + 310	7	4.1	11
ACMR6105	400	276	592	2 + 1	82 + 61	408 + 310	8	4.1	11
ACMR6110	400	301	616	3	82	408	9	4.1	11
ACMR6120	400	290	534	4	61	310	8	4.1	11
ACMR6130	500	345	660	2 + 2	82 + 61	408 + 310	10	4.1	11
ACMR6140	500	387	702	4	82	408	10	4.1	11
ACMR6160	500	389	643	4 + 2	61 + 42	310 + 320	12	4.1	11
ACMR6175	500	427	671	6	61	310	12	4.1	11
ACMR6190	630	482	797	2 + 4	82 + 61	408 + 310	14	4.1	11
ACMR6200	630	524	839	4 + 2	82 + 61	408 + 310	14	4.1	11
ACMR6215	800	573	889	6	82	408	16	4.1	11
ACMR6230	630	564	808	8	61	310	16	4.1	11
ACMR6245	800	619	935	2 + 6	82 + 61	408 + 310	18	4.1	11
ACMR6260	800	661	977	4 + 4	82 + 61	408 + 310	18	4.1	11
ACMR6270	800	711	1026	6 + 2	82 + 61	408 + 310	20	4.1	11
ACMR6280	1000	753	1068	8	82	408	20	4.1	11

Table 39

Legend

- MFA** Maximum Fuse Amps (for fuse sizing), complies with NEC Article 440-22 & 430-52.
- MCA** Minimum Circuit Amps.(for wire sizing), complies with NEC article 440-33.
- ICF** Maximum Instantaneous Current Flow

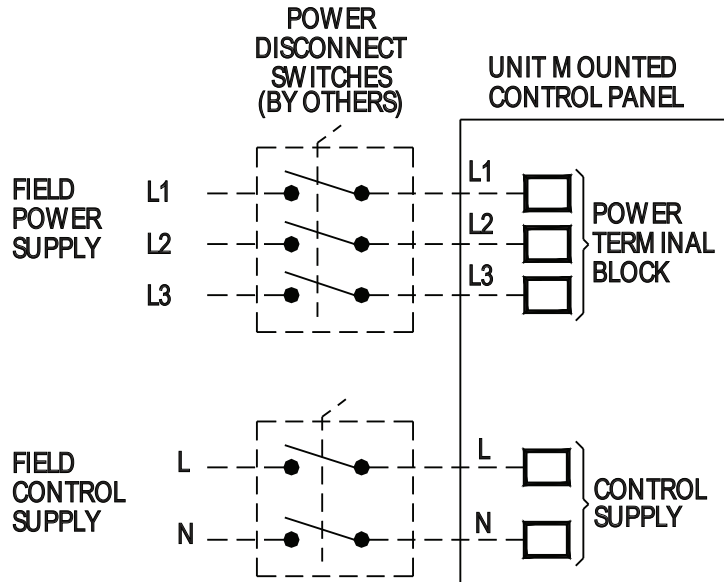
- RLA** Rated Load Amps.
- LRA** Locked Rotor Amps
- FLA** Full Load Amps

Note :

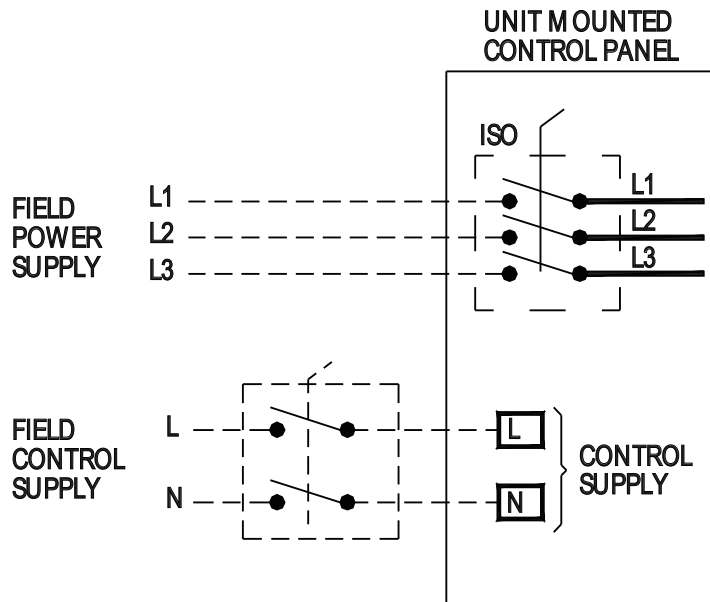
Voltage imbalance not to exceed $\pm 2\%$ of the rated voltage

Power Entry Connections

All ACMR units are with single point power entry.



Standard Power Connection

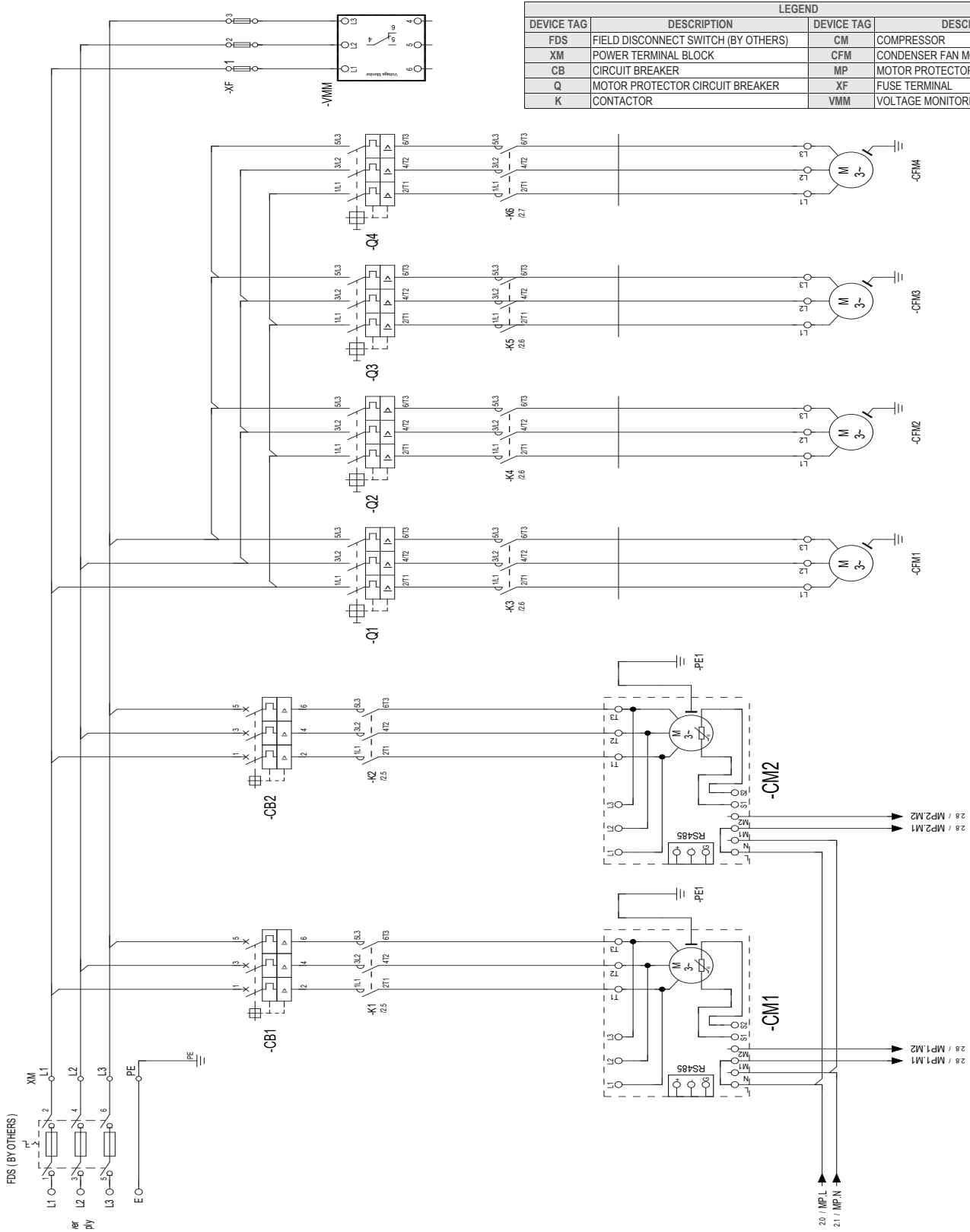


Power Connection with Optional Isolator



Typical Wiring Diagram

Power Side

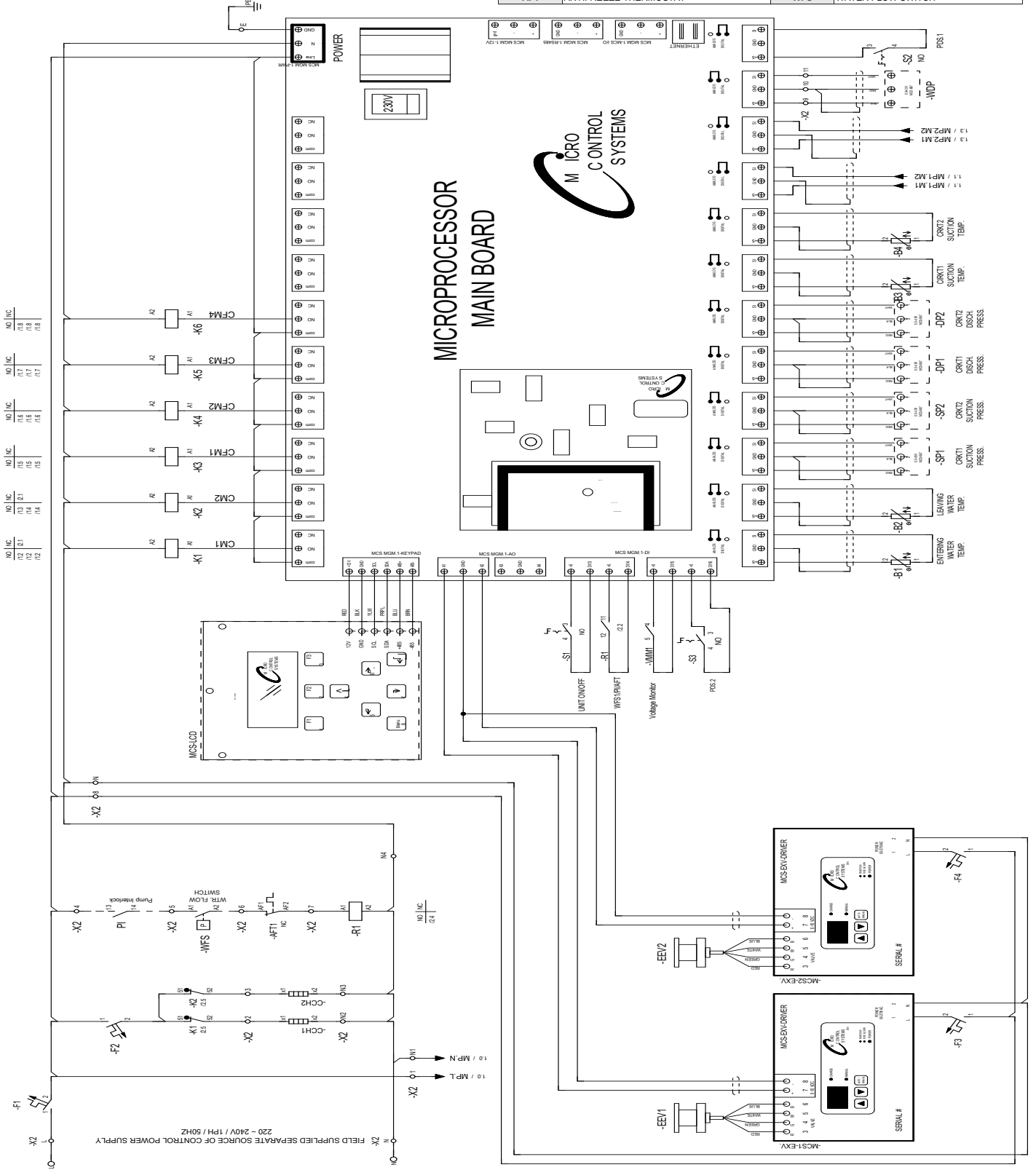


LEGEND			
DEVICE TAG	DESCRIPTION	DEVICE TAG	DESCRIPTION
FDS	FIELD DISCONNECT SWITCH (BY OTHERS)	CM	COMPRESSOR
XM	POWER TERMINAL BLOCK	CFM	CONDENSER FAN MOTOR
CB	CIRCUIT BREAKER	MP	MOTOR PROTECTOR
Q	MOTOR PROTECTOR CIRCUIT BREAKER	XF	FUSE TERMINAL
K	CONTACTOR	VMM	VOLTAGE MONITORING MODULE

Table 37

Control Side

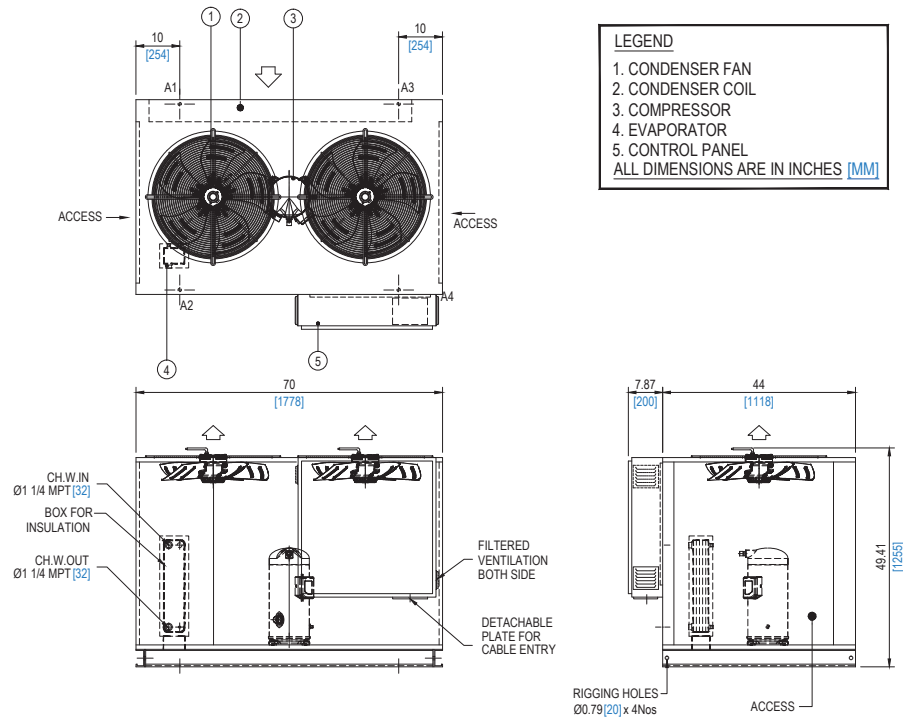
LEGEND			
DEVICE TAG	DESCRIPTION	DEVICE TAG	DESCRIPTION
F	MINIATURE CIRCUIT BREAKER	S1	UNIT ON/OFF SWITCH
X2	CONTROL TERMINAL BLOCKS	S2-S3	PUMP DOWN SWITCH
CCH	CRANK CASE HEATER	R	CONTROL RELAY
K	CONTACTOR	AFT	ANTIFREEZE THERMOSTAT
AFT	ANTIFREEZE THERMOSTAT	WFS	WATER FLOW SWITCH



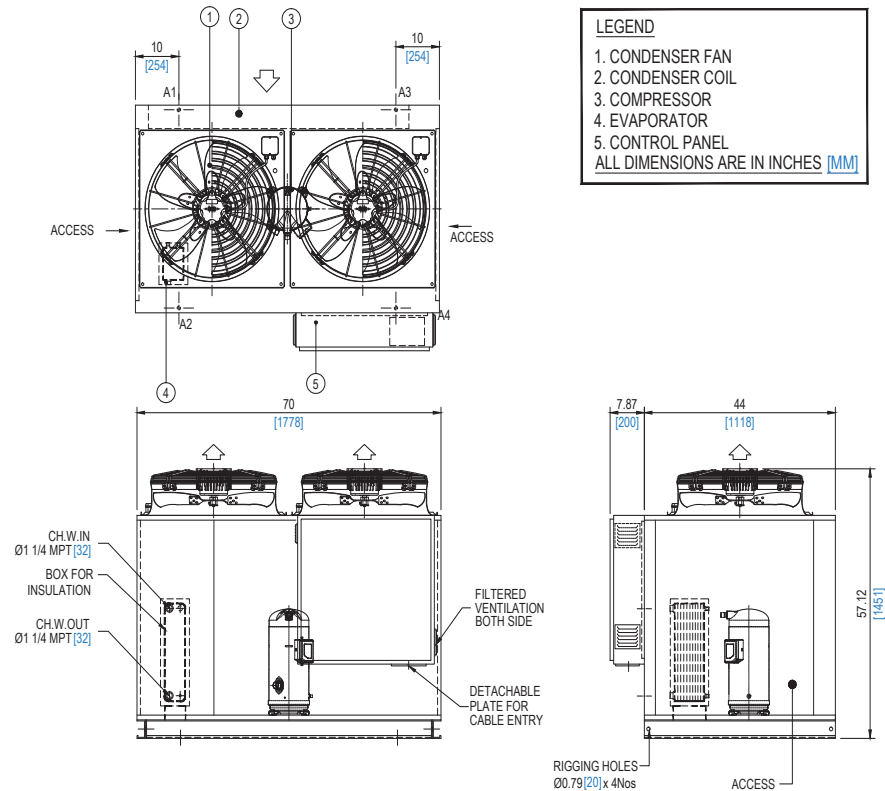


Dimensional Data

ACMR Models - 5008 & 6010



ACMR Models - 6014

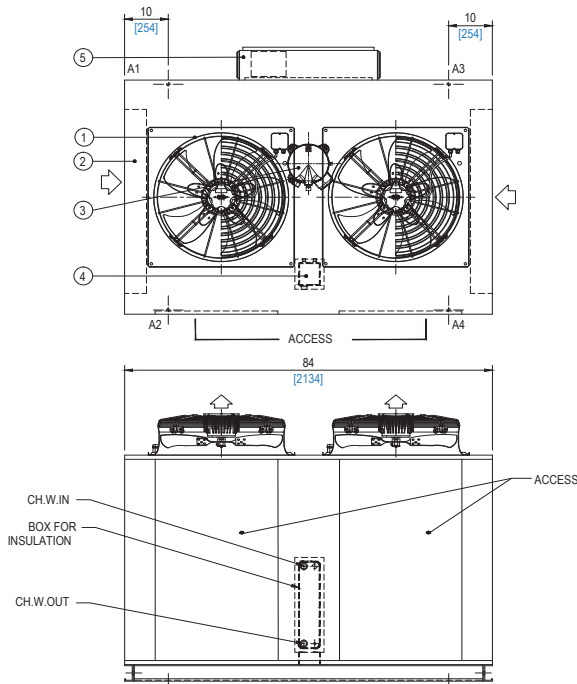


NOTE:

Drawings are not contractually binding. Certified drawings will be provided upon request or time of order.

Dimensional Data

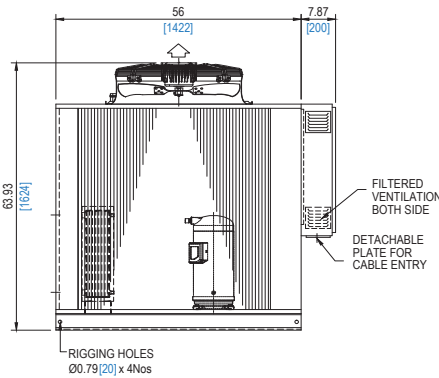
ACMR Models - 5012, 5016, 5020 & 6018



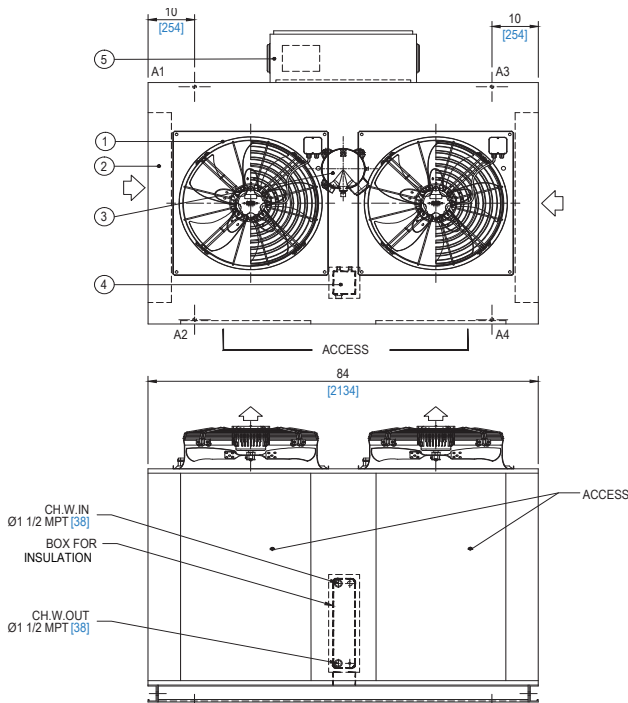
LEGEND
 1. CONDENSER FAN
 2. CONDENSER COIL
 3. COMPRESSOR
 4. EVAPORATOR
 5. CONTROL PANEL
 ALL DIMENSIONS ARE IN INCHES [MM]

MODELS	C.W. IN/OUT
ACMR5012	1 1/4" MPT
ACMR5016	[32]
ACMR5020	1 1/2" MPT
ACMR6018	[38]

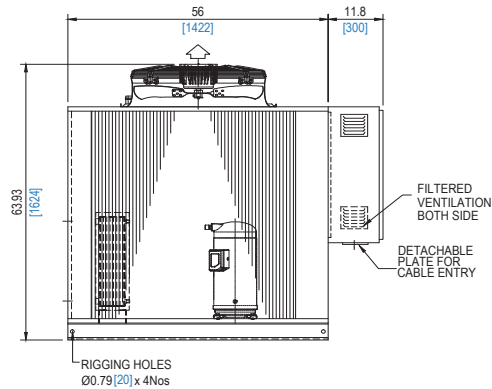
Table 40



ACMR Models - 6022



LEGEND
 1. CONDENSER FAN
 2. CONDENSER COIL
 3. COMPRESSOR
 4. EVAPORATOR
 5. CONTROL PANEL
 ALL DIMENSIONS ARE IN INCHES [MM]



NOTE:

Drawings are not contractually binding. Certified drawings will be provided upon request or time of order..



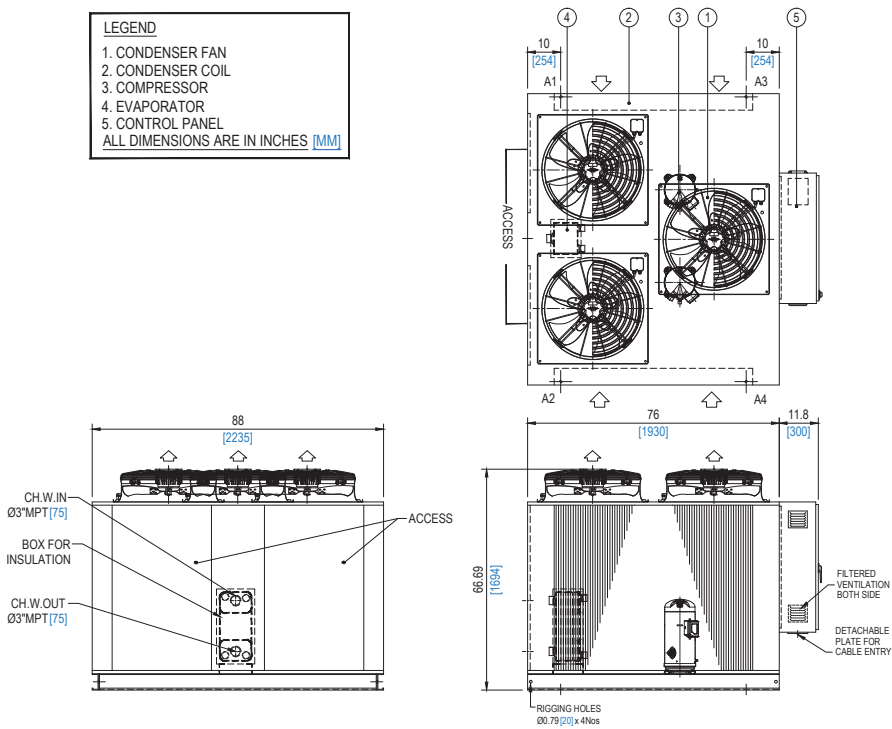
Dimensional Data

ACMR Model - 5024

LEGEND

- 1. CONDENSER FAN
- 2. CONDENSER COIL
- 3. COMPRESSOR
- 4. EVAPORATOR
- 5. CONTROL PANEL

ALL DIMENSIONS ARE IN INCHES [MM]

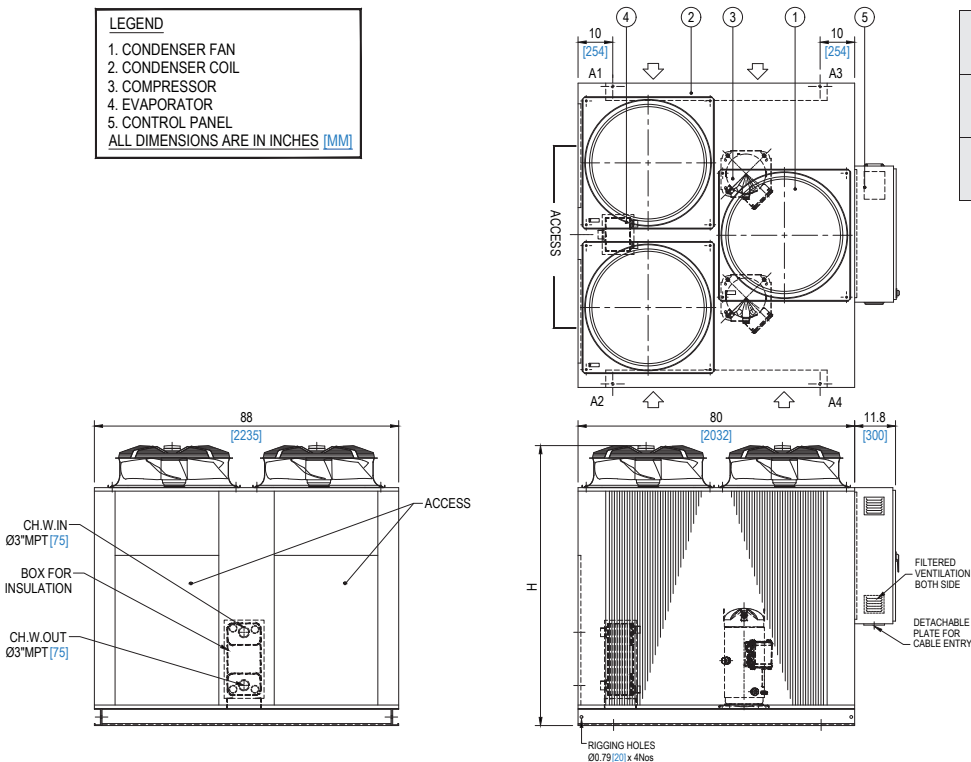


ACMR Models - 6028, 6035

LEGEND

- 1. CONDENSER FAN
- 2. CONDENSER COIL
- 3. COMPRESSOR
- 4. EVAPORATOR
- 5. CONTROL PANEL

ALL DIMENSIONS ARE IN INCHES [MM]



MODELS	H
ACMR6028	68.97 [1752]
ACMR6035	80.98 [2057]

Table 41

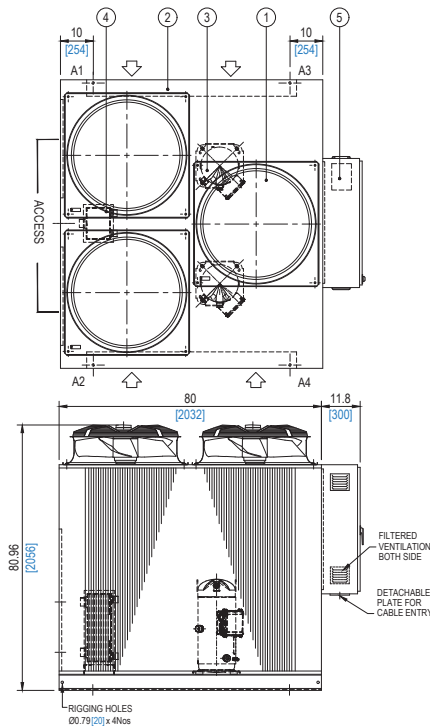
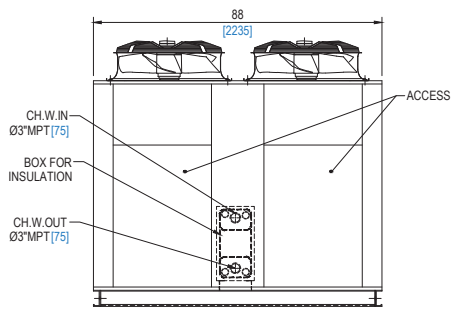
NOTE:

Drawings are not contractually binding. Certified drawings will be provided upon request or time of order.

Dimensional Data

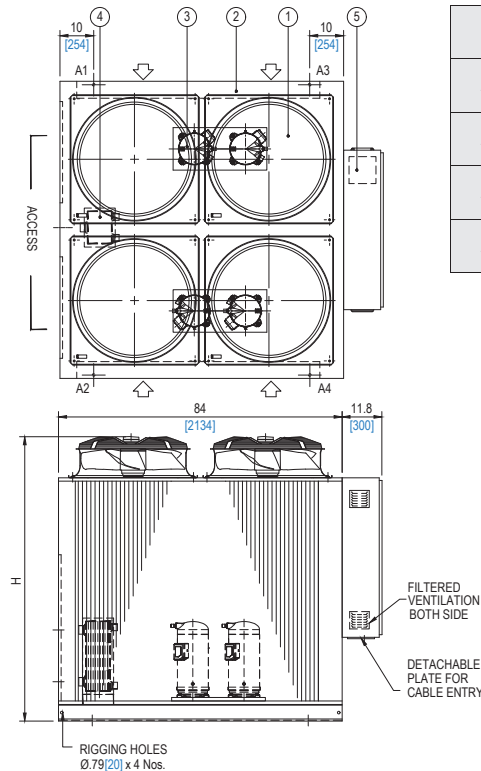
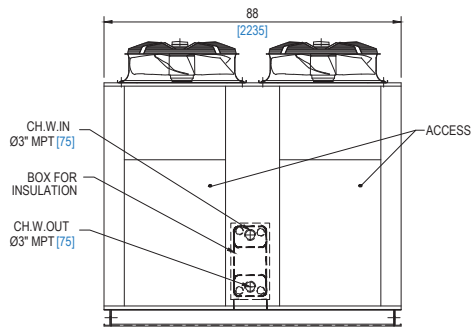
ACMR Models - 5030

LEGEND
 1. CONDENSER FAN
 2. CONDENSER COIL
 3. COMPRESSOR
 4. EVAPORATOR
 5. CONTROL PANEL
 ALL DIMENSIONS ARE IN INCHES [MM]



ACMR Models - 5040, 5045 & 6045, 6055

LEGEND
 1. CONDENSER FAN
 2. CONDENSER COIL
 3. COMPRESSOR
 4. EVAPORATOR
 5. CONTROL PANEL
 ALL DIMENSIONS ARE IN INCHES [MM]



MODELS	H
ACMR5040	84.21 [2139]
ACMR6045	
ACMR5045	92.20 [2342]
ACMR6055	

Table 42

NOTE:

Drawings are not contractually binding. Certified drawings will be provided upon request or time of order.



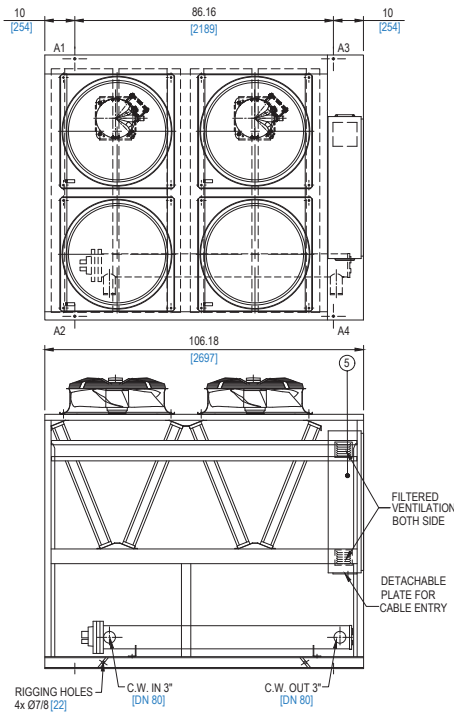
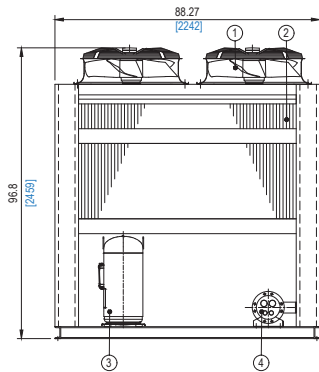
Dimensional Data

ACMR Model - 5050

LEGEND

1. CONDENSER FAN
2. CONDENSER COIL
3. COMPRESSOR
4. EVAPORATOR
5. CONTROL PANEL

ALL DIMENSIONS ARE IN INCHES [MM]

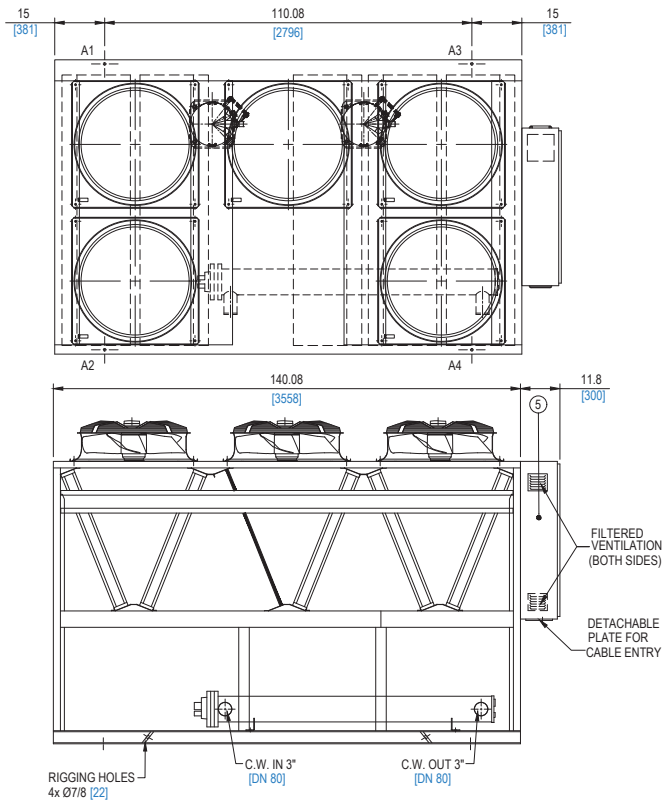
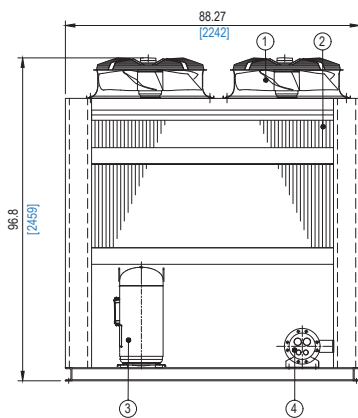


ACMR Models - 5055

LEGEND

1. CONDENSER FAN
2. CONDENSER COIL
3. COMPRESSOR
4. EVAPORATOR
5. CONTROL PANEL

ALL DIMENSIONS ARE IN INCHES [MM]



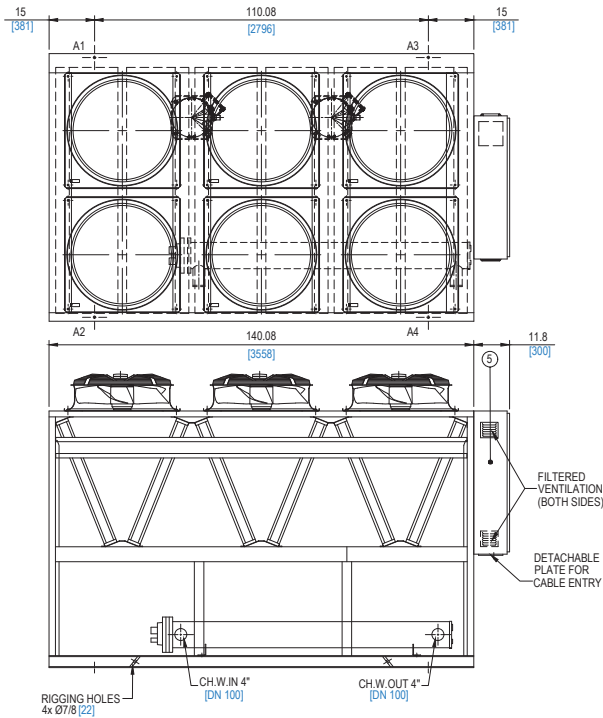
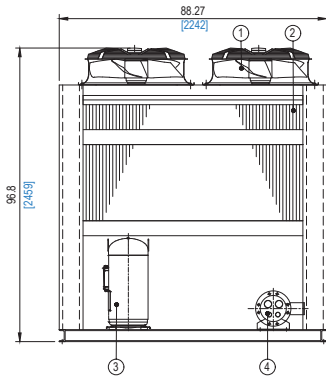
NOTE:

Drawings are not contractually binding. Certified drawings will be provided upon request or time of order.

Dimensional Data

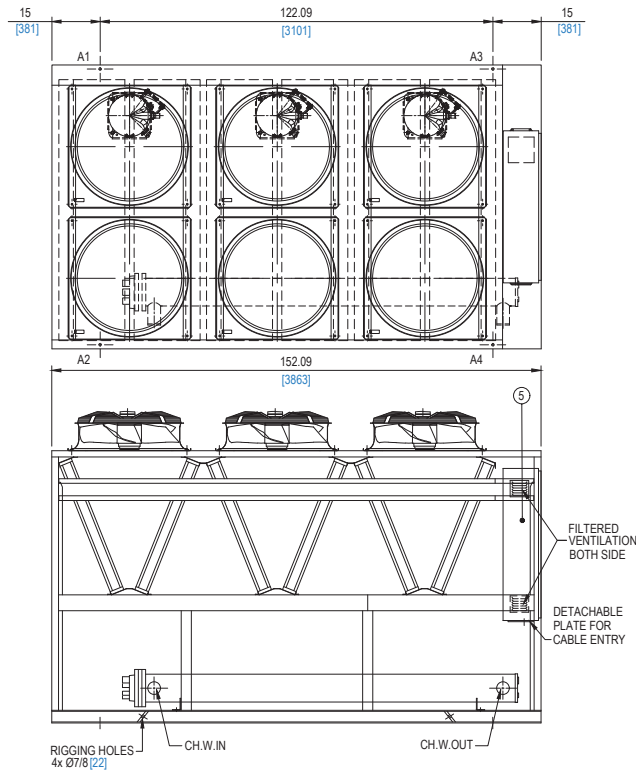
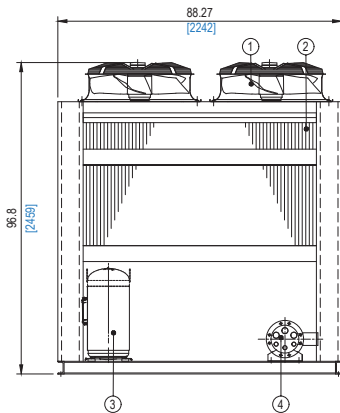
ACMR Models - 5060 & 6060, 6065, 6075

- LEGEND**
1. CONDENSER FAN
 2. CONDENSER COIL
 3. COMPRESSOR
 4. EVAPORATOR
 5. CONTROL PANEL
- ALL DIMENSIONS ARE IN INCHES [MM]



ACMR Models - 5070, 5075, 5085, 5090 & 6085

- LEGEND**
1. CONDENSER FAN
 2. CONDENSER COIL
 3. COMPRESSOR
 4. EVAPORATOR
 5. CONTROL PANEL
- ALL DIMENSIONS ARE IN INCHES [MM]



MODELS	C.W. IN/OUT
ACMR5070	4" [DN 100]
ACMR5075	
ACMR5085	
ACMR5090	5" [DN 125]
ACMR6085	

Table 43

NOTE:

Drawings are not contractually binding. Certified drawings will be provided upon request or time of order.



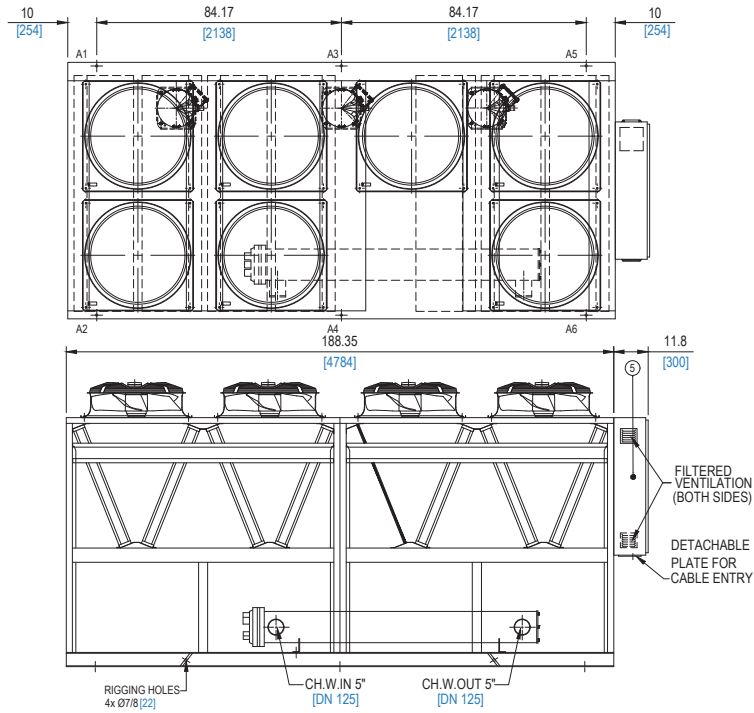
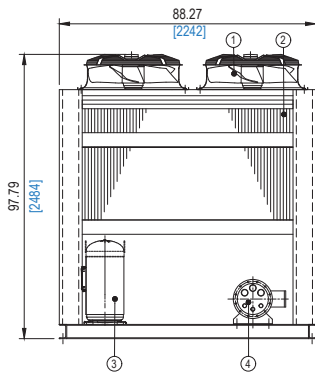
Dimensional Data

ACMR Model - 6095

LEGEND

1. CONDENSER FAN
2. CONDENSER COIL
3. COMPRESSOR
4. EVAPORATOR
5. CONTROL PANEL

ALL DIMENSIONS ARE IN INCHES [MM]

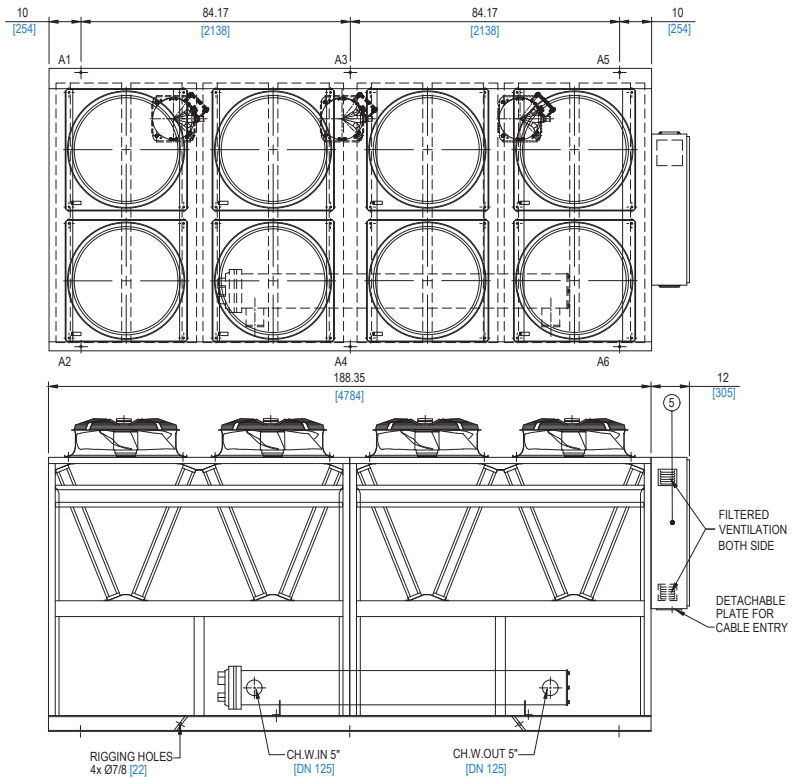
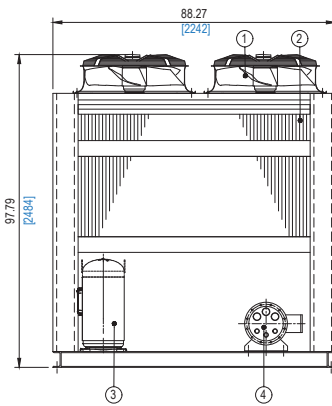


ACMR Models - 6105

LEGEND

1. CONDENSER FAN
2. CONDENSER COIL
3. COMPRESSOR
4. EVAPORATOR
5. CONTROL PANEL

ALL DIMENSIONS ARE IN INCHES [MM]



NOTE:

Drawings are not contractually binding. Certified drawings will be provided upon request or time of order.

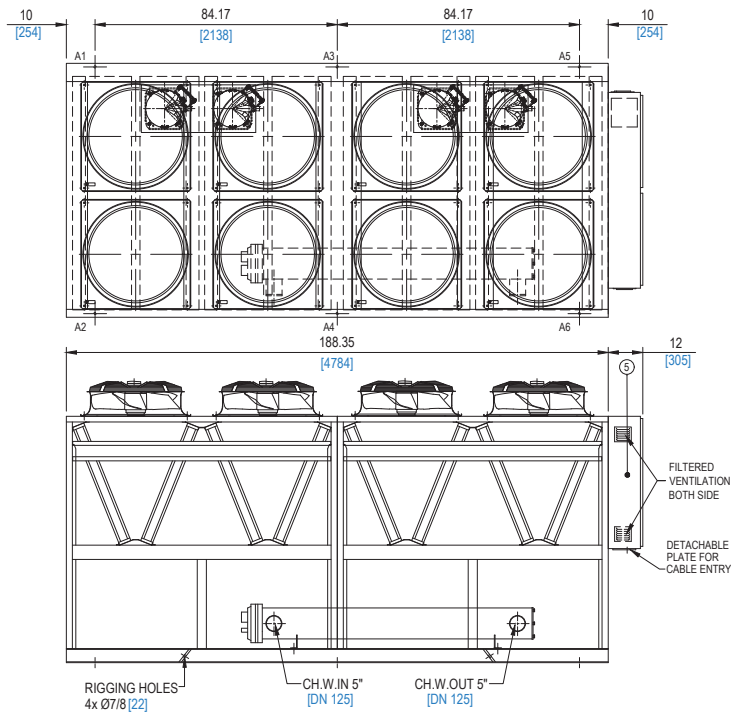
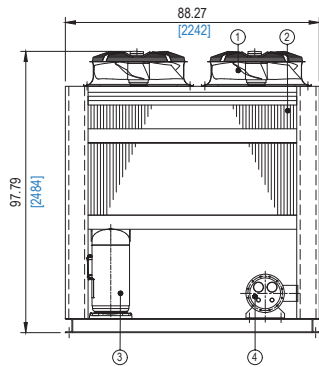
Dimensional Data

ACMR Models - 5095, 5110, 5120 & 6120

LEGEND

- 1. CONDENSER FAN
- 2. CONDENSER COIL
- 3. COMPRESSOR
- 4. EVAPORATOR
- 5. CONTROL PANEL

ALL DIMENSIONS ARE IN INCHES [MM]

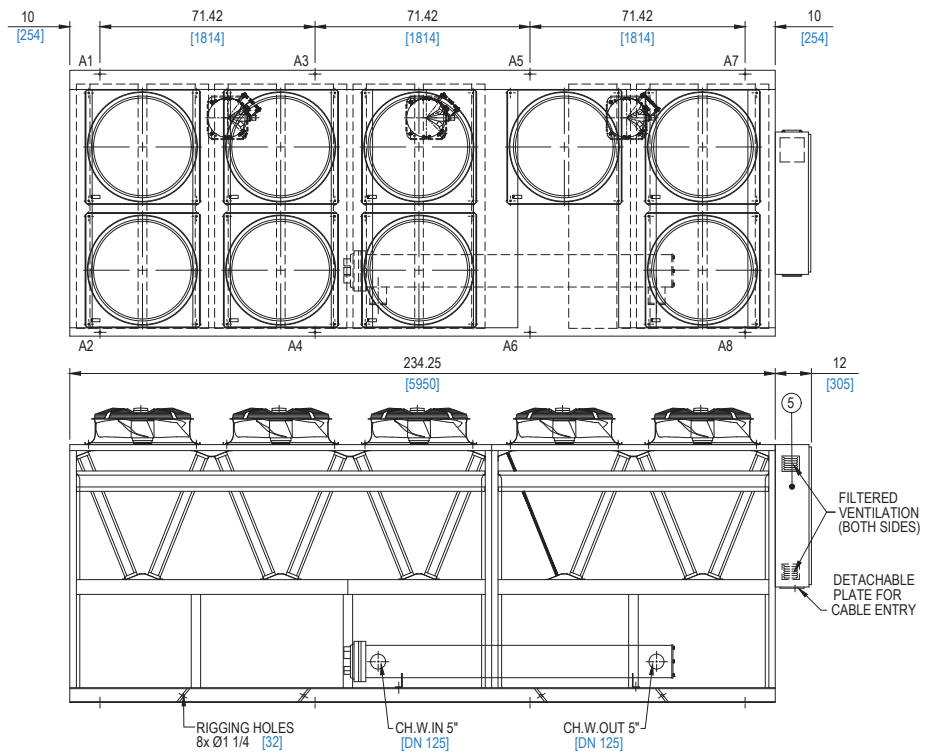
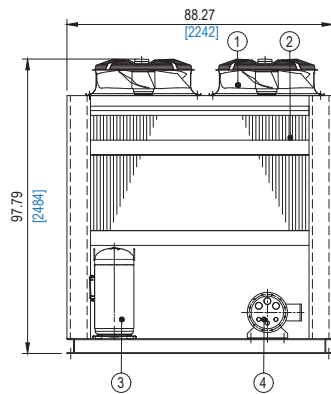


ACMR Models - 6110

LEGEND

- 1. CONDENSER FAN
- 2. CONDENSER COIL
- 3. COMPRESSOR
- 4. EVAPORATOR
- 5. CONTROL PANEL

ALL DIMENSIONS ARE IN INCHES [MM]



NOTE:

Drawings are not contractually binding. Certified drawings will be provided upon request or time of order.



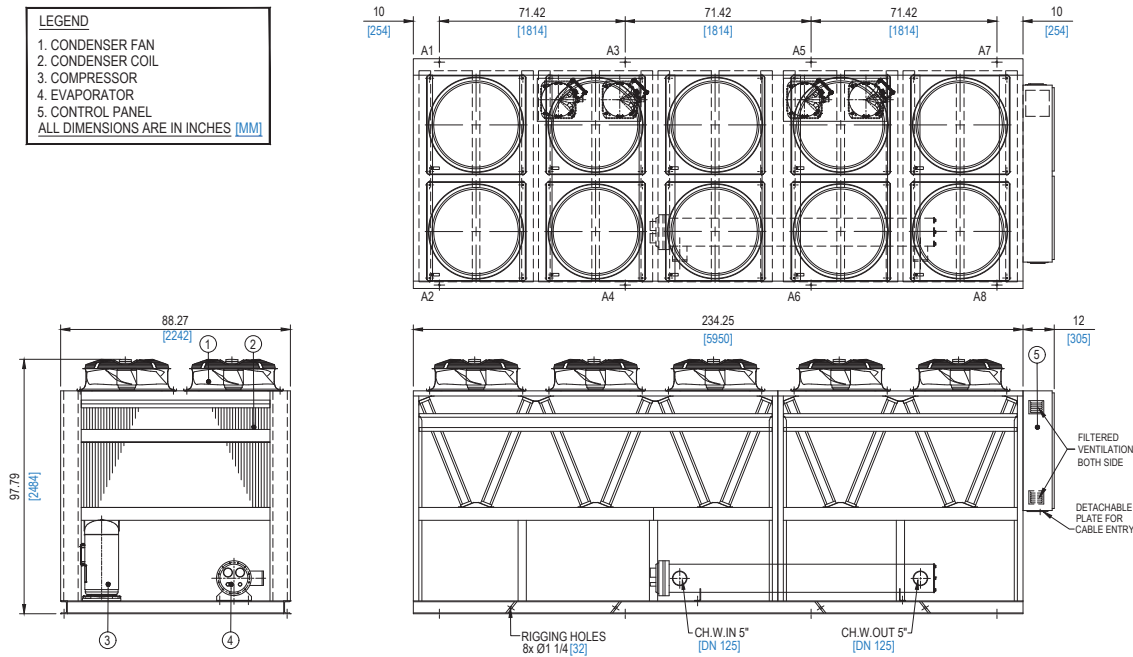
Dimensional Data

ACMR Model - 6130, 6140

LEGEND

1. CONDENSER FAN
2. CONDENSER COIL
3. COMPRESSOR
4. EVAPORATOR
5. CONTROL PANEL

ALL DIMENSIONS ARE IN INCHES [MM]

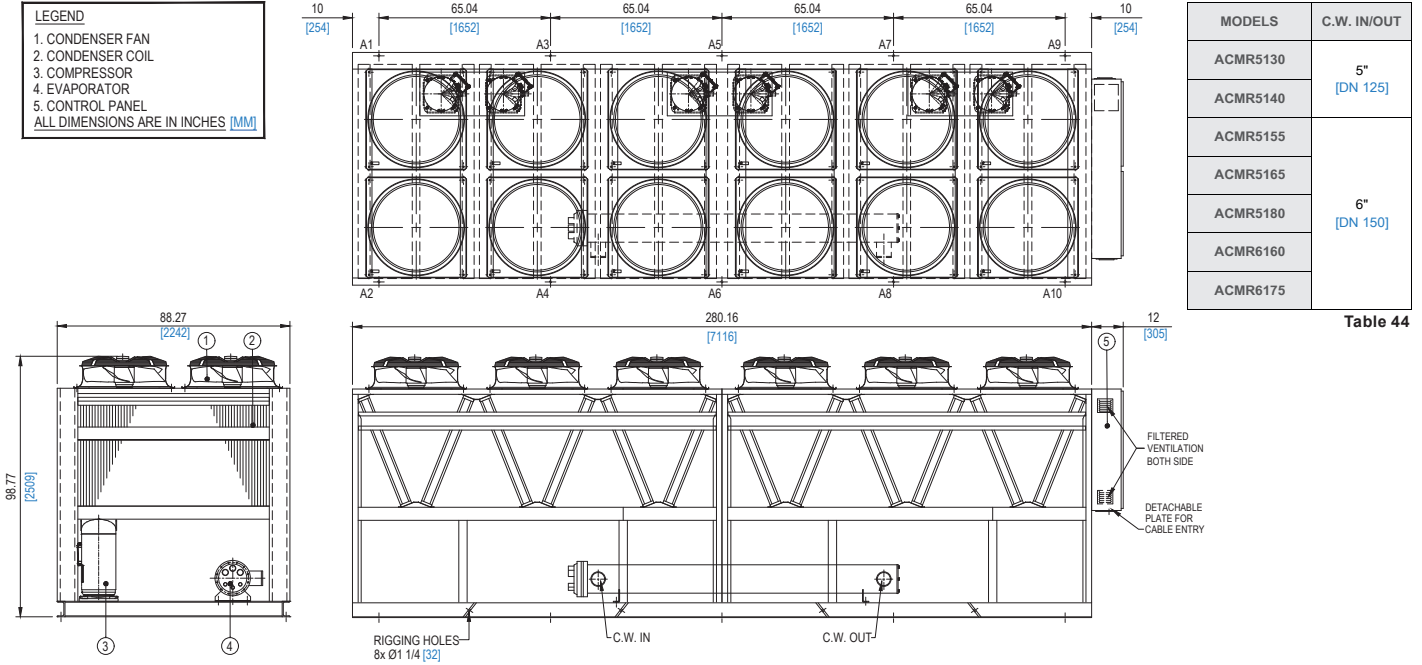


ACMR Models - 5130, 5140, 5155, 5165, 5180 & 6160, 6175

LEGEND

1. CONDENSER FAN
2. CONDENSER COIL
3. COMPRESSOR
4. EVAPORATOR
5. CONTROL PANEL

ALL DIMENSIONS ARE IN INCHES [MM]



MODELS	C.W. IN/OUT
ACMR5130	5" [DN 125]
ACMR5140	
ACMR5155	6" [DN 150]
ACMR5165	
ACMR5180	
ACMR6160	
ACMR6175	

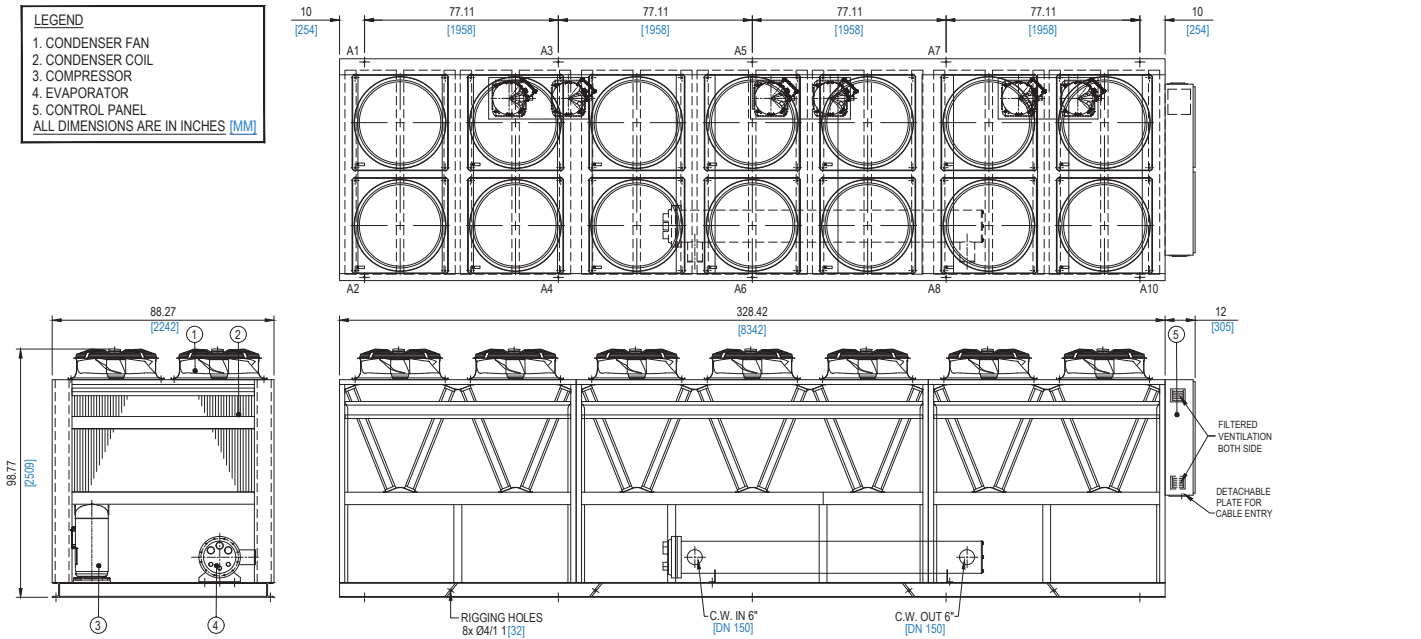
Table 44

NOTE:

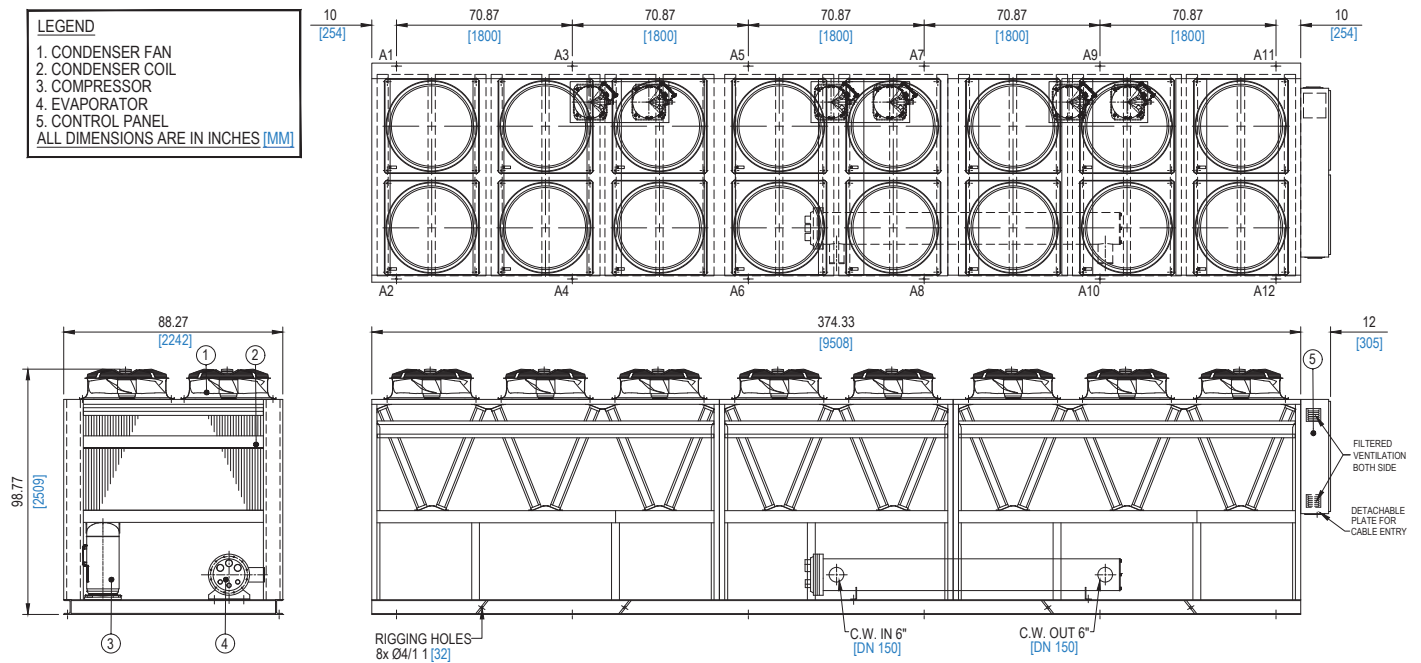
Drawings are not contractually binding. Certified drawings will be provided upon request or time of order.

Dimensional Data

ACMR Models - 6190, 6200



ACMR Models - 6125



NOTE:

Drawings are not contractually binding. Certified drawings will be provided upon request or time of order.

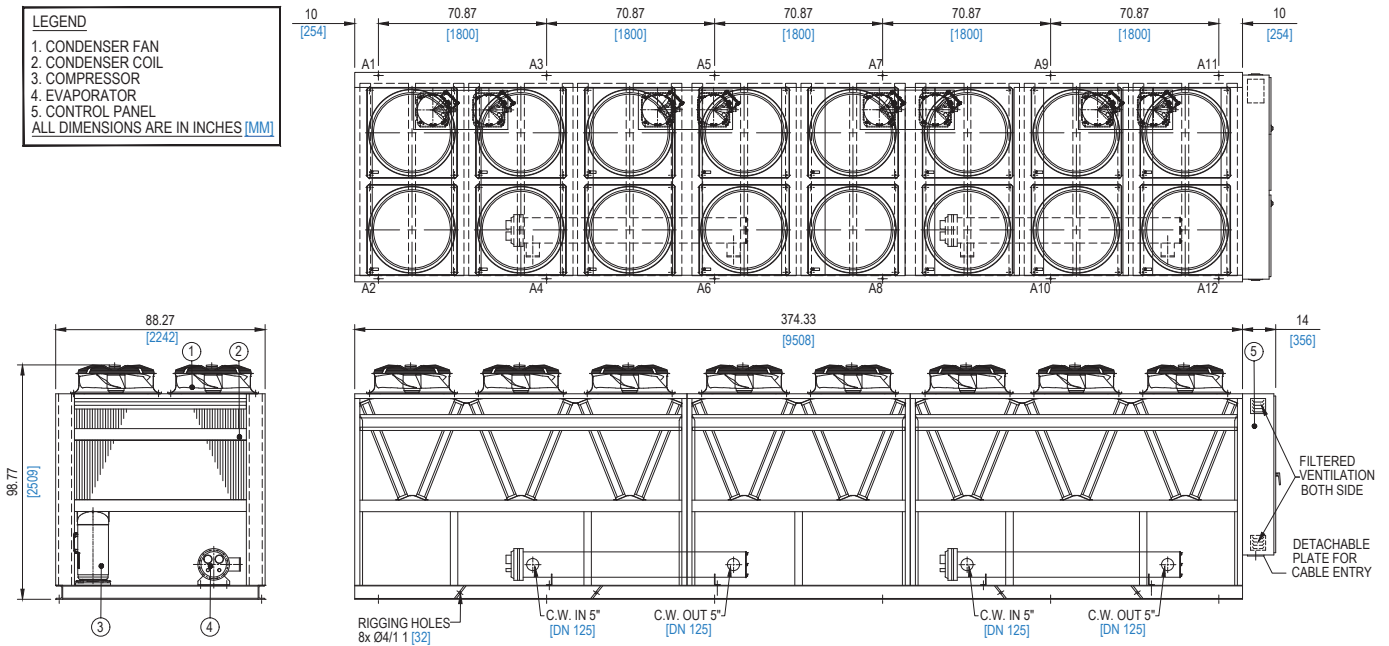


Dimensional Data

ACMR Models - 5190, 5205, 5215, 5230, 5240 & 6230

LEGEND

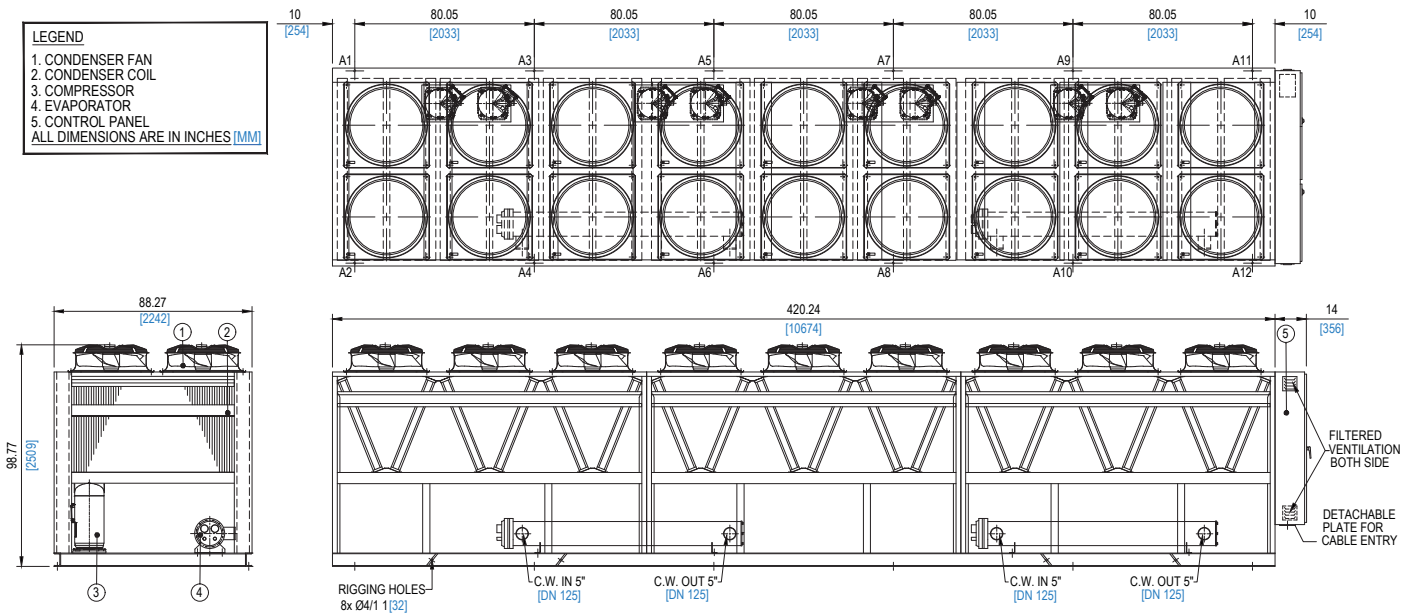
- 1. CONDENSER FAN
 - 2. CONDENSER COIL
 - 3. COMPRESSOR
 - 4. EVAPORATOR
 - 5. CONTROL PANEL
- ALL DIMENSIONS ARE IN INCHES [MM]



ACMR Models - 6245, 6260

LEGEND

- 1. CONDENSER FAN
 - 2. CONDENSER COIL
 - 3. COMPRESSOR
 - 4. EVAPORATOR
 - 5. CONTROL PANEL
- ALL DIMENSIONS ARE IN INCHES [MM]



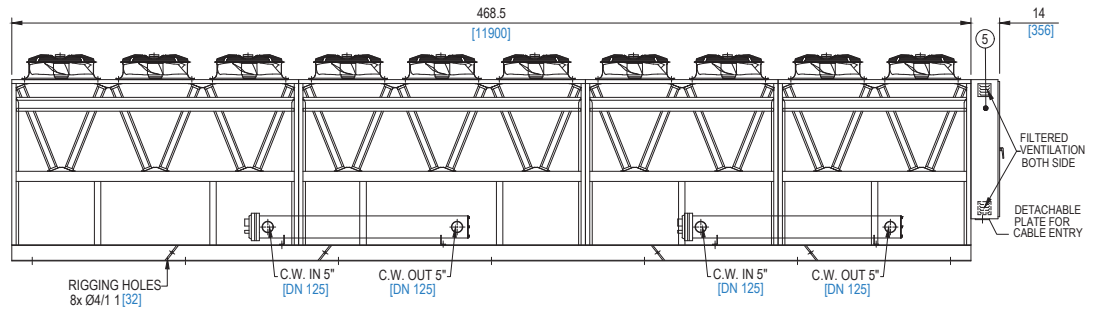
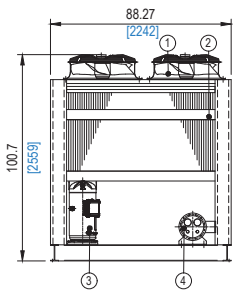
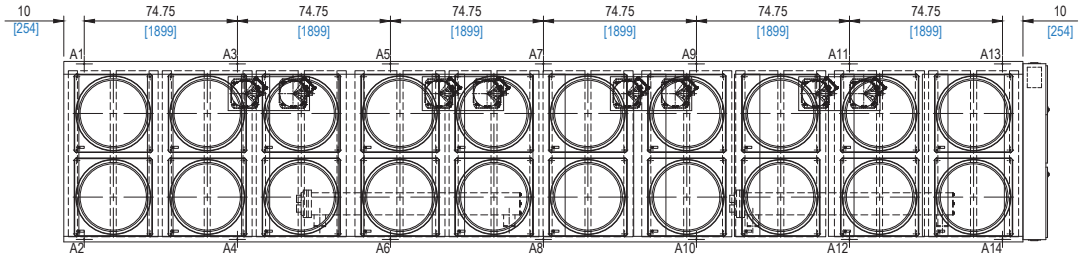
NOTE:

Drawings are not contractually binding. Certified drawings will be provided upon request or time of order.

Dimensional Data

ACMR Models - 6270, 6280

LEGEND
 1. CONDENSER FAN
 2. CONDENSER COIL
 3. COMPRESSOR
 4. EVAPORATOR
 5. CONTROL PANEL
 ALL DIMENSIONS ARE IN INCHES [MM]

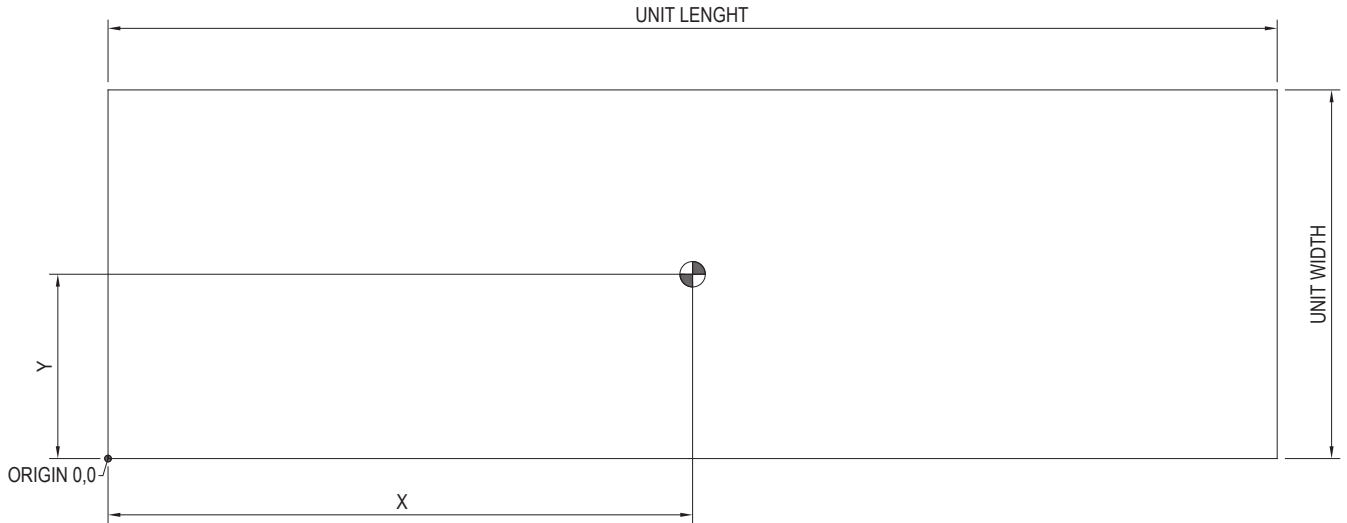


NOTE:

Drawings are not contractually binding. Certified drawings will be provided upon request or time of order.



CENTER OF GRAVITY



CENTER OF GRAVITY					
MODEL	X	Y	MODEL	X	Y
ACMR5008	36.73 [933]	17.83 [453]	ACMR5090	77.35 [1965]	45.59 [1158]
ACMR5012	43.60 [1107]	24.35 [618]	ACMR5095	102.5 [2604]	46.26 [1175]
ACMR5016	42.00 [1067]	33.00 [838]	ACMR5110	102.7 [2609]	46.41 [1179]
ACMR5020	42.00 [1067]	32.31 [821]	ACMR5120	102.2 [2596]	46.40 [1179]
ACMR5024	41.03 [1042]	44.14 [1121]	ACMR5130	149.6 [3800]	46.71 [1186]
ACMR5030	43.14 [1096]	43.95 [1116]	ACMR5140	148.1 [3762]	47.08 [1196]
ACMR5040	45.27 [1150]	44.03 [1118]	ACMR5155	149.2 [3790]	46.78 [1188]
ACMR5045	45.06 [1145]	44.03 [1118]	ACMR5165	149.1 [3787]	46.87 [1190]
ACMR5050	52.53 [1334]	44.87 [1140]	ACMR5180	148.0 [3759]	46.68 [1186]
ACMR5055	74.80 [1900]	45.41 [1153]	ACMR5190	198.0 [5029]	46.55 [1182]
ACMR5060	75.19 [1910]	44.73 [1136]	ACMR5205	198.3 [5037]	46.63 [1184]
ACMR5070	77.27 [1963]	45.82 [1164]	ACMR5215	198.4 [5039]	46.70 [1186]
ACMR5075	77.09 [1958]	45.92 [1166]	ACMR5230	198.5 [5042]	46.64 [1185]
ACMR5085	77.06 [1957]	46.02 [1169]	ACMR5240	198.1 [5032]	46.71 [1186]

ALL DIMENSIONS ARE IN INCHES [mm]

CENTER OF GRAVITY					
MODEL	X	Y	MODEL	X	Y
ACMR6010	36.45 [926]	17.85 [453]	ACMR6110	124.7 [3167]	44.99 [1143]
ACMR6014	36.04 [915]	18.99 [482]	ACMR6120	102.3 [2598]	46.12 [1171]
ACMR6018	42.00 [1067]	32.58 [828]	ACMR6130	133.0 [3378]	45.97 [1168]
ACMR6022	42.00 [1067]	32.15 [817]	ACMR6140	132.9 [3376]	46.10 [1171]
ACMR6028	43.57 [1107]	43.82 [1113]	ACMR6160	150.4 [3820]	46.31 [1176]
ACMR6035	42.66 [1084]	43.95 [1116]	ACMR6175	148.9 [3782]	46.68 [1186]
ACMR6045	45.14 [1147]	44.03 [1118]	ACMR6190	175.5 [4458]	46.05 [1170]
ACMR6055	44.89 [1140]	44.05 [1119]	ACMR6200	175.5 [4458]	46.14 [1172]
ACMR6060	75.23 [1911]	44.51 [1131]	ACMR6215	201.3 [5113]	46.03 [1169]
ACMR6065	75.11 [1908]	44.62 [1133]	ACMR6230	198.0 [5029]	46.55 [1182]
ACMR6075	75.19 [1910]	44.73 [1136]	ACMR6245	221.6 [5629]	45.91 [1166]
ACMR6085	77.42 [1966]	45.32 [1151]	ACMR6260	221.7 [5631]	45.97 [1168]
ACMR6095	99.47 [2527]	45.26 [1150]	ACMR6270	250.3 [6358]	45.79 [1163]
ACMR6105	99.56 [2529]	45.03 [1144]	ACMR6280	250.0 [6350]	45.85 [1165]

ALL DIMENSIONS ARE IN INCHES [mm]

Table 45

LOAD DISTRIBUTION ON MOUNTING POINTS WITH CU/AL COIL- 50.Hz

Models	Units	Mounting Loads												Operating Weight
		A1	A2	A3	A4	A5	A6	A7	A8	A9	A10	A11	A12	
ACMR5008	lbs	245	294	231	373	-	-	-	-	-	-	-	-	1143
	kg	111	133	105	169	-	-	-	-	-	-	-	-	518
ACMR5012	lbs	289	308	264	380	-	-	-	-	-	-	-	-	1241
	kg	131	140	120	172	-	-	-	-	-	-	-	-	563
ACMR5016	lbs	460	332	460	332	-	-	-	-	-	-	-	-	1584
	kg	209	151	209	151	-	-	-	-	-	-	-	-	720
ACMR5020	lbs	488	369	488	369	-	-	-	-	-	-	-	-	1714
	kg	221	167	221	167	-	-	-	-	-	-	-	-	776
ACMR5024	lbs	485	482	587	583	-	-	-	-	-	-	-	-	2137
	kg	220	219	266	264	-	-	-	-	-	-	-	-	969
ACMR5030	lbs	611	611	737	739	-	-	-	-	-	-	-	-	2698
	kg	277	277	334	335	-	-	-	-	-	-	-	-	1223
ACMR5040	lbs	738	736	889	889	-	-	-	-	-	-	-	-	3252
	kg	335	334	403	403	-	-	-	-	-	-	-	-	1475
ACMR5045	lbs	772	769	917	917	-	-	-	-	-	-	-	-	3375
	kg	350	349	416	416	-	-	-	-	-	-	-	-	1531
ACMR5050	lbs	1112	1008	1054	1032	-	-	-	-	-	-	-	-	4206
	kg	504	457	478	468	-	-	-	-	-	-	-	-	1907
ACMR5055	lbs	625	563	1116	944	826	847	-	-	-	-	-	-	4922
	kg	283	255	506	428	375	384	-	-	-	-	-	-	2232
ACMR5060	lbs	654	592	1181	1040	891	941	-	-	-	-	-	-	5298
	kg	297	268	536	472	404	427	-	-	-	-	-	-	2403
ACMR5070	lbs	939	824	1289	1052	930	929	-	-	-	-	-	-	5962
	kg	426	374	585	477	422	421	-	-	-	-	-	-	2703
ACMR5075	lbs	958	828	1292	1052	930	929	-	-	-	-	-	-	5989
	kg	434	376	586	477	422	421	-	-	-	-	-	-	2716
ACMR5085	lbs	960	828	1312	1057	930	929	-	-	-	-	-	-	6017
	kg	435	376	595	479	422	421	-	-	-	-	-	-	2728
ACMR5090	lbs	970	864	1328	1085	959	986	-	-	-	-	-	-	6192
	kg	440	392	602	492	435	447	-	-	-	-	-	-	2808
ACMR5095	lbs	1170	931	1761	1585	1429	1304	-	-	-	-	-	-	8180
	kg	531	422	799	719	648	591	-	-	-	-	-	-	3710
ACMR5110	lbs	1170	931	1781	1590	1454	1310	-	-	-	-	-	-	8236
	kg	531	422	808	721	659	594	-	-	-	-	-	-	3735
ACMR5120	lbs	1205	970	1800	1589	1458	1324	-	-	-	-	-	-	8346
	kg	546	440	816	721	661	600	-	-	-	-	-	-	3784
ACMR5130	lbs	859	701	1323	1219	1430	1126	1478	1311	1206	1023	-	-	11676
	kg	390	318	600	553	649	511	670	595	547	464	-	-	5297
ACMR5140	lbs	941	720	1420	1242	1431	1127	1479	1313	1207	1024	-	-	11904
	kg	427	327	644	563	649	511	671	595	547	464	-	-	5398
ACMR5155	lbs	941	721	1395	1161	1492	1312	1532	1394	1226	1029	-	-	12203
	kg	427	327	633	527	677	595	695	632	556	467	-	-	5536
ACMR5165	lbs	941	721	1399	1162	1529	1321	1536	1395	1226	1029	-	-	12259
	kg	427	327	634	527	693	599	697	633	556	467	-	-	5560
ACMR5180	lbs	963	727	1482	1344	1498	1222	1554	1450	1227	1030	-	-	12497
	kg	437	330	672	610	679	554	705	658	556	467	-	-	5668
ACMR5190	lbs	1034	785	1487	1370	1609	1378	1557	1217	1538	1385	1461	1359	16180
	kg	469	356	674	621	730	625	706	552	698	628	663	616	7338
ACMR5205	lbs	1034	785	1487	1370	1609	1378	1557	1217	1563	1390	1481	1364	16235
	kg	469	356	674	621	730	625	706	552	709	630	672	619	7363
ACMR5215	lbs	1034	785	1487	1370	1610	1378	1595	1225	1570	1392	1481	1364	16291
	kg	469	356	674	621	730	625	723	556	712	631	672	619	7388
ACMR5230	lbs	1035	785	1496	1375	1644	1374	1626	1317	1566	1379	1485	1376	16458
	kg	469	356	678	624	746	623	737	597	710	625	673	624	7462
ACMR5240	lbs	1058	790	1518	1380	1644	1374	1626	1317	1566	1379	1485	1376	16513
	kg	480	358	688	626	746	623	737	597	710	625	673	624	7487

Table 46



LOAD DISTRIBUTION ON MOUNTING POINTS WITH CU/AL COIL- 60.Hz

Models	Units	Mounting Loads														Operating Weight
		A1	A2	A3	A4	A5	A6	A7	A8	A9	A10	A11	A12	A13	A14	
ACMR6010	lbs	251	301	231	374	-	-	-	-	-	-	-	-	-	-	1157
	kg	114	137	105	170	-	-	-	-	-	-	-	-	-	-	526
ACMR6014	lbs	289	315	261	379	-	-	-	-	-	-	-	-	-	-	1244
	kg	131	143	118	172	-	-	-	-	-	-	-	-	-	-	564
ACMR6018	lbs	462	344	462	344	-	-	-	-	-	-	-	-	-	-	1612
	kg	210	156	210	156	-	-	-	-	-	-	-	-	-	-	732
ACMR6022	lbs	489	374	489	374	-	-	-	-	-	-	-	-	-	-	1726
	kg	222	170	222	170	-	-	-	-	-	-	-	-	-	-	784
ACMR6028	lbs	476	479	603	610	-	-	-	-	-	-	-	-	-	-	2168
	kg	216	217	273	277	-	-	-	-	-	-	-	-	-	-	983
ACMR6035	lbs	632	632	755	757	-	-	-	-	-	-	-	-	-	-	2776
	kg	287	287	342	343	-	-	-	-	-	-	-	-	-	-	1259
ACMR6045	lbs	745	743	890	890	-	-	-	-	-	-	-	-	-	-	3268
	kg	338	337	404	404	-	-	-	-	-	-	-	-	-	-	1483
ACMR6055	lbs	781	779	919	919	-	-	-	-	-	-	-	-	-	-	3398
	kg	354	353	417	417	-	-	-	-	-	-	-	-	-	-	1541
ACMR6060	lbs	645	590	1155	1034	882	939	-	-	-	-	-	-	-	-	5244
	kg	293	268	524	469	400	426	-	-	-	-	-	-	-	-	2378
ACMR6065	lbs	654	592	1168	1037	882	939	-	-	-	-	-	-	-	-	5272
	kg	297	268	530	470	400	426	-	-	-	-	-	-	-	-	2390
ACMR6075	lbs	654	592	1181	1040	891	941	-	-	-	-	-	-	-	-	5298
	kg	297	268	536	472	404	427	-	-	-	-	-	-	-	-	2403
ACMR6085	lbs	949	860	1296	1079	944	983	-	-	-	-	-	-	-	-	6110
	kg	430	390	588	489	428	446	-	-	-	-	-	-	-	-	2770
ACMR6095	lbs	961	852	1627	1474	1204	1192	-	-	-	-	-	-	-	-	7310
	kg	436	386	738	668	546	541	-	-	-	-	-	-	-	-	3315
ACMR6105	lbs	993	909	1684	1523	1249	1251	-	-	-	-	-	-	-	-	7609
	kg	450	412	764	691	566	567	-	-	-	-	-	-	-	-	3450
ACMR6110	lbs	742	671	1292	1169	1300	1228	1062	1067	-	-	-	-	-	-	8531
	kg	337	304	586	530	590	557	482	484	-	-	-	-	-	-	3870
ACMR6120	lbs	1179	965	1760	1581	1433	1319	-	-	-	-	-	-	-	-	8237
	kg	535	438	798	717	650	598	-	-	-	-	-	-	-	-	3736
ACMR6130	lbs	617	661	1293	1211	1759	1381	1302	1173	-	-	-	-	-	-	9397
	kg	280	300	586	549	798	626	590	532	-	-	-	-	-	-	4261
ACMR6140	lbs	617	661	1315	1216	1782	1386	1302	1173	-	-	-	-	-	-	9452
	kg	280	300	596	551	808	629	590	532	-	-	-	-	-	-	4286
ACMR6160	lbs	859	701	1298	1141	1489	1308	1502	1386	1206	1023	-	-	-	-	11913
	kg	390	318	589	517	675	593	681	629	547	464	-	-	-	-	5403
ACMR6175	lbs	941	721	1395	1161	1492	1312	1504	1388	1208	1025	-	-	-	-	12147
	kg	427	327	633	527	677	595	682	629	548	465	-	-	-	-	5510
ACMR6190	lbs	766	775	1641	1259	1914	1658	1795	1572	1130	1166	-	-	-	-	13676
	kg	347	351	744	571	868	752	814	713	512	529	-	-	-	-	6201
ACMR6200	lbs	766	775	1644	1260	1952	1667	1799	1573	1130	1166	-	-	-	-	13732
	kg	347	351	746	571	885	756	816	713	512	529	-	-	-	-	6226
ACMR6215	lbs	649	691	1486	1108	1434	1237	1549	1369	1696	1531	1077	1072	-	-	14899
	kg	294	313	674	502	650	561	702	621	769	694	488	486	-	-	6754
ACMR6230	lbs	1034	785	1487	1370	1609	1378	1557	1217	1538	1385	1461	1359	-	-	16180
	kg	469	356	674	621	730	625	706	552	698	628	663	616	-	-	7338
ACMR6245	lbs	1002	837	1667	1505	1758	1564	1682	1350	1779	1541	1331	1444	-	-	17460
	kg	454	380	756	683	797	709	763	612	807	699	604	655	-	-	7919
ACMR6260	lbs	1002	837	1667	1505	1762	1565	1721	1359	1782	1541	1331	1444	-	-	17516
	kg	454	380	756	683	799	710	780	616	808	699	604	655	-	-	7944
ACMR6270	lbs	697	742	1565	1267	1622	1488	1574	1337	1669	1380	1665	1446	1248	1383	19083
	kg	316	337	710	575	736	675	714	606	757	626	755	656	566	627	8656
ACMR6280	lbs	697	742	1602	1275	1631	1490	1574	1337	1669	1380	1665	1446	1248	1383	19139
	kg	316	337	727	578	740	676	714	606	757	626	755	656	566	627	8681

Table 47

LOAD DISTRIBUTION ON MOUNTING POINTS WITH MICROCHANNEL COIL- 50.Hz (MCHE OPTION)

Models	Units	Mounting Loads												Operating Weight
		A1	A2	A3	A4	A5	A6	A7	A8	A9	A10	A11	A12	
ACMR5008	lbs	-	-	-	-	-	-	-	-	-	-	-	-	-
	kg	-	-	-	-	-	-	-	-	-	-	-	-	-
ACMR5012	lbs	-	-	-	-	-	-	-	-	-	-	-	-	-
	kg	-	-	-	-	-	-	-	-	-	-	-	-	-
ACMR5016	lbs	-	-	-	-	-	-	-	-	-	-	-	-	-
	kg	-	-	-	-	-	-	-	-	-	-	-	-	-
ACMR5020	lbs	-	-	-	-	-	-	-	-	-	-	-	-	-
	kg	-	-	-	-	-	-	-	-	-	-	-	-	-
ACMR5024	lbs	-	-	-	-	-	-	-	-	-	-	-	-	-
	kg	-	-	-	-	-	-	-	-	-	-	-	-	-
ACMR5030	lbs	-	-	-	-	-	-	-	-	-	-	-	-	-
	kg	-	-	-	-	-	-	-	-	-	-	-	-	-
ACMR5040	lbs	-	-	-	-	-	-	-	-	-	-	-	-	-
	kg	-	-	-	-	-	-	-	-	-	-	-	-	-
ACMR5045	lbs	-	-	-	-	-	-	-	-	-	-	-	-	-
	kg	-	-	-	-	-	-	-	-	-	-	-	-	-
ACMR5050	lbs	999	885	966	936	-	-	-	-	-	-	-	-	3786
	kg	453	401	438	424	-	-	-	-	-	-	-	-	1716
ACMR5055	lbs	554	485	1008	826	754	769	-	-	-	-	-	-	4398
	kg	251	220	457	375	342	349	-	-	-	-	-	-	1995
ACMR5060	lbs	568	498	1052	898	805	848	-	-	-	-	-	-	4669
	kg	258	226	477	407	365	385	-	-	-	-	-	-	2117
ACMR5070	lbs	843	719	1154	904	859	852	-	-	-	-	-	-	5331
	kg	382	326	523	410	390	386	-	-	-	-	-	-	2417
ACMR5075	lbs	862	723	1157	905	859	852	-	-	-	-	-	-	5360
	kg	391	328	525	410	390	386	-	-	-	-	-	-	2431
ACMR5085	lbs	864	724	1177	909	859	852	-	-	-	-	-	-	5387
	kg	392	328	534	412	390	386	-	-	-	-	-	-	2444
ACMR5090	lbs	874	760	1193	938	888	910	-	-	-	-	-	-	5562
	kg	396	345	541	425	403	413	-	-	-	-	-	-	2522
ACMR5095	lbs	1055	806	1589	1398	1313	1179	-	-	-	-	-	-	7340
	kg	478	366	721	634	595	535	-	-	-	-	-	-	3329
ACMR5110	lbs	1055	806	1610	1403	1338	1184	-	-	-	-	-	-	7396
	kg	478	366	730	636	607	537	-	-	-	-	-	-	3354
ACMR5120	lbs	1090	845	1628	1402	1342	1199	-	-	-	-	-	-	7506
	kg	494	383	738	636	609	544	-	-	-	-	-	-	3404
ACMR5130	lbs	768	602	1175	1058	1304	989	1330	1150	1115	924	-	-	10415
	kg	348	273	533	480	591	449	603	522	506	419	-	-	4724
ACMR5140	lbs	850	621	1273	1080	1305	991	1331	1152	1116	926	-	-	10645
	kg	385	282	577	490	592	449	604	522	506	420	-	-	4827
ACMR5155	lbs	850	622	1247	1000	1366	1176	1384	1233	1135	930	-	-	10943
	kg	385	282	566	454	620	533	628	559	515	422	-	-	4964
ACMR5165	lbs	850	622	1251	1001	1403	1184	1388	1234	1135	930	-	-	10998
	kg	385	282	567	454	636	537	629	560	515	422	-	-	4987
ACMR5180	lbs	872	628	1334	1183	1372	1085	1407	1289	1136	932	-	-	11238
	kg	395	285	605	537	622	492	638	585	515	423	-	-	5097
ACMR5190	lbs	933	675	1334	1203	1461	1217	1409	1056	1384	1218	1360	1250	14500
	kg	423	306	605	546	663	552	639	479	628	552	617	567	6577
ACMR5205	lbs	933	675	1334	1203	1461	1217	1409	1056	1410	1223	1380	1254	14555
	kg	423	306	605	546	663	552	639	479	639	555	626	569	6602
ACMR5215	lbs	933	675	1334	1203	1462	1217	1447	1064	1417	1225	1380	1254	14611
	kg	423	306	605	546	663	552	656	483	643	556	626	569	6628
ACMR5230	lbs	933	676	1343	1208	1496	1213	1478	1155	1413	1213	1384	1267	14779
	kg	423	307	609	548	678	550	670	524	641	550	628	575	6703
ACMR5240	lbs	957	681	1365	1213	1496	1213	1478	1155	1413	1213	1384	1267	14835
	kg	434	309	619	550	678	550	670	524	641	550	628	575	6728

Table 48



LOAD DISTRIBUTION ON MOUNTING POINTS WITH MICROCHANNEL COIL- 60.Hz (MCHE OPTION)

Models	Units	Mounting Loads														Operating Weight
		A1	A2	A3	A4	A5	A6	A7	A8	A9	A10	A11	A12	A13	A14	
ACMR6010	lbs	-	-	-	-	-	-	-	-	-	-	-	-	-	-	-
	kg	-	-	-	-	-	-	-	-	-	-	-	-	-	-	-
ACMR6014	lbs	-	-	-	-	-	-	-	-	-	-	-	-	-	-	-
	kg	-	-	-	-	-	-	-	-	-	-	-	-	-	-	-
ACMR6018	lbs	-	-	-	-	-	-	-	-	-	-	-	-	-	-	-
	kg	-	-	-	-	-	-	-	-	-	-	-	-	-	-	-
ACMR6022	lbs	-	-	-	-	-	-	-	-	-	-	-	-	-	-	-
	kg	-	-	-	-	-	-	-	-	-	-	-	-	-	-	-
ACMR6028	lbs	-	-	-	-	-	-	-	-	-	-	-	-	-	-	-
	kg	-	-	-	-	-	-	-	-	-	-	-	-	-	-	-
ACMR6035	lbs	-	-	-	-	-	-	-	-	-	-	-	-	-	-	-
	kg	-	-	-	-	-	-	-	-	-	-	-	-	-	-	-
ACMR6045	lbs	-	-	-	-	-	-	-	-	-	-	-	-	-	-	-
	kg	-	-	-	-	-	-	-	-	-	-	-	-	-	-	-
ACMR6055	lbs	-	-	-	-	-	-	-	-	-	-	-	-	-	-	-
	kg	-	-	-	-	-	-	-	-	-	-	-	-	-	-	-
ACMR6060	lbs	558	496	1025	893	795	846	-	-	-	-	-	-	-	-	4614
	kg	253	225	465	405	361	384	-	-	-	-	-	-	-	-	2093
ACMR6065	lbs	568	498	1039	896	795	846	-	-	-	-	-	-	-	-	4641
	kg	258	226	471	406	361	384	-	-	-	-	-	-	-	-	2104
ACMR6075	lbs	568	498	1052	898	805	848	-	-	-	-	-	-	-	-	4669
	kg	258	226	477	407	365	385	-	-	-	-	-	-	-	-	2117
ACMR6085	lbs	853	755	1161	931	873	907	-	-	-	-	-	-	-	-	5480
	kg	387	342	527	422	396	411	-	-	-	-	-	-	-	-	2485
ACMR6095	lbs	860	743	1477	1310	1103	1082	-	-	-	-	-	-	-	-	6575
	kg	390	337	670	594	500	491	-	-	-	-	-	-	-	-	2982
ACMR6105	lbs	878	783	1512	1336	1133	1125	-	-	-	-	-	-	-	-	6767
	kg	398	355	686	606	514	510	-	-	-	-	-	-	-	-	3069
ACMR6110	lbs	651	573	1155	1020	1166	1082	972	969	-	-	-	-	-	-	7588
	kg	295	260	524	463	529	491	441	439	-	-	-	-	-	-	3442
ACMR6120	lbs	1064	839	1588	1394	1317	1193	-	-	-	-	-	-	-	-	7395
	kg	483	380	720	632	597	541	-	-	-	-	-	-	-	-	3353
ACMR6130	lbs	517	552	1140	1045	1609	1218	1201	1064	-	-	-	-	-	-	8346
	kg	234	250	517	474	730	552	545	483	-	-	-	-	-	-	3785
ACMR6140	lbs	517	552	1162	1050	1633	1223	1201	1064	-	-	-	-	-	-	8402
	kg	234	250	527	476	741	555	545	483	-	-	-	-	-	-	3811
ACMR6160	lbs	768	603	1150	980	1364	1171	1355	1225	1115	925	-	-	-	-	10656
	kg	348	273	522	444	619	531	615	556	506	420	-	-	-	-	4834
ACMR6175	lbs	850	622	1247	1000	1366	1176	1356	1227	1117	926	-	-	-	-	10887
	kg	385	282	566	454	620	533	615	556	507	420	-	-	-	-	4938
ACMR6190	lbs	657	656	1486	1091	1737	1466	1640	1403	1021	1047	-	-	-	-	12204
	kg	298	298	674	495	788	665	744	636	463	475	-	-	-	-	5536
ACMR6200	lbs	657	656	1489	1092	1776	1474	1644	1404	1021	1047	-	-	-	-	12260
	kg	298	298	675	495	805	668	746	637	463	475	-	-	-	-	5560
ACMR6215	lbs	547	582	1333	941	1286	1075	1401	1208	1543	1364	976	963	-	-	13219
	kg	248	264	605	427	583	488	635	548	700	619	443	437	-	-	5997
ACMR6230	lbs	933	675	1334	1203	1461	1217	1409	1056	1384	1218	1360	1250	-	-	14500
	kg	423	306	605	546	663	552	639	479	628	552	617	567	-	-	6577
ACMR6245	lbs	888	713	1501	1324	1585	1376	1509	1162	1613	1360	1217	1321	-	-	15569
	kg	403	323	681	600	719	624	684	527	732	617	552	599	-	-	7061
ACMR6260	lbs	888	713	1501	1324	1589	1377	1548	1171	1616	1360	1217	1321	-	-	15625
	kg	403	323	681	600	721	624	702	531	733	617	552	599	-	-	7086
ACMR6270	lbs	590	626	1409	1097	1457	1308	1423	1172	1504	1200	1511	1278	1141	1267	16983
	kg	268	284	639	498	661	593	645	532	682	544	685	580	517	575	7703
ACMR6280	lbs	590	626	1445	1105	1466	1310	1423	1172	1504	1200	1511	1278	1141	1267	17038
	kg	268	284	655	501	665	594	645	532	682	544	685	580	517	575	7727

Table 49

LOAD DISTRIBUTION ON MOUNTING POINTS WITH CU/CU COIL- 50.Hz (FC OPTION)

Models	Units	Mounting Loads												Operating Weight
		A1	A2	A3	A4	A5	A6	A7	A8	A9	A10	A11	A12	
ACMR5008	lbs	273	296	254	375	-	-	-	-	-	-	-	-	1198
	kg	124	134	115	170	-	-	-	-	-	-	-	-	543
ACMR5012	lbs	338	311	306	383	-	-	-	-	-	-	-	-	1338
	kg	153	141	139	174	-	-	-	-	-	-	-	-	607
ACMR5016	lbs	495	369	495	369	-	-	-	-	-	-	-	-	1728
	kg	224	167	224	167	-	-	-	-	-	-	-	-	782
ACMR5020	lbs	534	418	534	418	-	-	-	-	-	-	-	-	1904
	kg	242	190	242	190	-	-	-	-	-	-	-	-	864
ACMR5024	lbs	534	531	636	632	-	-	-	-	-	-	-	-	2333
	kg	242	241	288	287	-	-	-	-	-	-	-	-	1058
ACMR5030	lbs	676	677	803	804	-	-	-	-	-	-	-	-	2960
	kg	307	307	364	365	-	-	-	-	-	-	-	-	1343
ACMR5040	lbs	818	816	965	964	-	-	-	-	-	-	-	-	3563
	kg	371	370	438	437	-	-	-	-	-	-	-	-	1616
ACMR5045	lbs	863	860	1003	1003	-	-	-	-	-	-	-	-	3729
	kg	391	390	455	455	-	-	-	-	-	-	-	-	1691
ACMR5050	lbs	1250	1160	1159	1147	-	-	-	-	-	-	-	-	4716
	kg	567	526	526	520	-	-	-	-	-	-	-	-	2139
ACMR5055	lbs	710	656	1251	1092	910	940	-	-	-	-	-	-	5559
	kg	322	298	567	495	413	426	-	-	-	-	-	-	2521
ACMR5060	lbs	755	703	1342	1217	992	1052	-	-	-	-	-	-	6061
	kg	342	319	609	552	450	477	-	-	-	-	-	-	2749
ACMR5070	lbs	1054	950	1458	1238	1009	1016	-	-	-	-	-	-	6725
	kg	478	431	661	561	458	461	-	-	-	-	-	-	3050
ACMR5075	lbs	1073	954	1461	1239	1009	1016	-	-	-	-	-	-	6753
	kg	487	433	663	562	458	461	-	-	-	-	-	-	3062
ACMR5085	lbs	1075	955	1482	1243	1009	1016	-	-	-	-	-	-	6780
	kg	488	433	672	564	458	461	-	-	-	-	-	-	3075
ACMR5090	lbs	1085	991	1497	1272	1038	1073	-	-	-	-	-	-	6955
	kg	492	449	679	577	471	487	-	-	-	-	-	-	3154
ACMR5095	lbs	1305	1081	1974	1820	1564	1453	-	-	-	-	-	-	9197
	kg	592	490	895	825	709	659	-	-	-	-	-	-	4170
ACMR5110	lbs	1305	1081	1994	1824	1589	1459	-	-	-	-	-	-	9252
	kg	592	490	904	827	721	662	-	-	-	-	-	-	4196
ACMR5120	lbs	1341	1119	2013	1824	1593	1473	-	-	-	-	-	-	9363
	kg	608	507	913	827	722	668	-	-	-	-	-	-	4245
ACMR5130	lbs	963	815	1506	1420	1582	1294	1661	1513	1310	1137	-	-	13201
	kg	437	370	683	644	717	587	753	686	594	516	-	-	5987
ACMR5140	lbs	1045	835	1603	1443	1583	1295	1662	1514	1311	1139	-	-	13430
	kg	474	379	727	654	718	587	754	687	595	517	-	-	6092
ACMR5155	lbs	1045	835	1578	1363	1644	1480	1715	1596	1330	1144	-	-	13730
	kg	474	379	716	618	746	671	778	724	603	519	-	-	6228
ACMR5165	lbs	1045	835	1582	1364	1681	1488	1719	1597	1330	1144	-	-	13785
	kg	474	379	717	619	762	675	780	724	603	519	-	-	6252
ACMR5180	lbs	1068	841	1665	1546	1650	1389	1737	1652	1331	1145	-	-	14024
	kg	484	381	755	701	748	630	788	749	604	519	-	-	6359
ACMR5190	lbs	1149	912	1675	1576	1790	1577	1738	1417	1725	1592	1576	1486	18213
	kg	521	414	760	715	812	715	788	643	782	722	715	674	8261
ACMR5205	lbs	1149	912	1675	1576	1790	1577	1738	1417	1751	1597	1596	1491	18269
	kg	521	414	760	715	812	715	788	643	794	724	724	676	8286
ACMR5215	lbs	1149	912	1675	1576	1791	1578	1776	1425	1758	1599	1596	1491	18326
	kg	521	414	760	715	812	716	805	646	797	725	724	676	8311
ACMR5230	lbs	1150	912	1684	1582	1825	1573	1807	1516	1754	1586	1601	1503	18493
	kg	522	414	764	717	828	713	820	688	795	719	726	682	8388
ACMR5240	lbs	1173	917	1706	1587	1825	1573	1807	1516	1754	1586	1601	1503	18548
	kg	532	416	774	720	828	713	820	688	795	719	726	682	8413

Table 50



LOAD DISTRIBUTION ON MOUNTING POINTS WITH CU/CU COIL- 60.Hz (FC OPTION)

Models	Units	Mounting Loads														Operating Weight
		A1	A2	A3	A4	A5	A6	A7	A8	A9	A10	A11	A12	A13	A14	
ACMR6010	lbs	279	303	255	375	-	-	-	-	-	-	-	-	-	-	1212
	kg	127	137	116	170	-	-	-	-	-	-	-	-	-	-	550
ACMR6014	lbs	345	318	308	382	-	-	-	-	-	-	-	-	-	-	1353
	kg	156	144	140	173	-	-	-	-	-	-	-	-	-	-	613
ACMR6018	lbs	497	381	497	381	-	-	-	-	-	-	-	-	-	-	1756
	kg	225	173	225	173	-	-	-	-	-	-	-	-	-	-	796
ACMR6022	lbs	535	424	535	424	-	-	-	-	-	-	-	-	-	-	1918
	kg	243	192	243	192	-	-	-	-	-	-	-	-	-	-	870
ACMR6028	lbs	525	528	652	659	-	-	-	-	-	-	-	-	-	-	2364
	kg	238	239	296	299	-	-	-	-	-	-	-	-	-	-	1072
ACMR6035	lbs	697	698	820	822	-	-	-	-	-	-	-	-	-	-	3037
	kg	316	317	372	373	-	-	-	-	-	-	-	-	-	-	1378
ACMR6045	lbs	826	824	966	965	-	-	-	-	-	-	-	-	-	-	3581
	kg	375	374	438	438	-	-	-	-	-	-	-	-	-	-	1625
ACMR6055	lbs	872	870	1004	1004	-	-	-	-	-	-	-	-	-	-	3750
	kg	395	395	455	455	-	-	-	-	-	-	-	-	-	-	1700
ACMR6060	lbs	745	701	1316	1212	983	1050	-	-	-	-	-	-	-	-	6007
	kg	338	318	597	550	446	476	-	-	-	-	-	-	-	-	2724
ACMR6065	lbs	755	703	1329	1215	983	1050	-	-	-	-	-	-	-	-	6034
	kg	342	319	603	551	446	476	-	-	-	-	-	-	-	-	2737
ACMR6075	lbs	755	703	1342	1217	992	1052	-	-	-	-	-	-	-	-	6061
	kg	342	319	609	552	450	477	-	-	-	-	-	-	-	-	2749
ACMR6085	lbs	1064	986	1466	1265	1023	1070	-	-	-	-	-	-	-	-	6874
	kg	483	447	665	574	464	485	-	-	-	-	-	-	-	-	3117
ACMR6095	lbs	1079	983	1814	1680	1322	1322	-	-	-	-	-	-	-	-	8200
	kg	489	446	823	762	600	600	-	-	-	-	-	-	-	-	3720
ACMR6105	lbs	1129	1058	1897	1758	1384	1400	-	-	-	-	-	-	-	-	8626
	kg	512	480	860	797	628	635	-	-	-	-	-	-	-	-	3912
ACMR6110	lbs	847	787	1461	1356	1466	1411	1167	1182	-	-	-	-	-	-	9677
	kg	384	357	663	615	665	640	529	536	-	-	-	-	-	-	4389
ACMR6120	lbs	1315	1114	1973	1816	1568	1468	-	-	-	-	-	-	-	-	9254
	kg	596	505	895	824	711	666	-	-	-	-	-	-	-	-	4197
ACMR6130	lbs	734	789	1481	1419	1943	1584	1418	1301	-	-	-	-	-	-	10669
	kg	333	358	672	644	881	718	643	590	-	-	-	-	-	-	4839
ACMR6140	lbs	734	789	1503	1424	1967	1589	1418	1301	-	-	-	-	-	-	10725
	kg	333	358	682	646	892	721	643	590	-	-	-	-	-	-	4865
ACMR6160	lbs	964	816	1481	1343	1642	1476	1685	1588	1310	1138	-	-	-	-	13443
	kg	437	370	672	609	745	669	764	720	594	516	-	-	-	-	6096
ACMR6175	lbs	1045	835	1578	1363	1644	1480	1687	1590	1312	1140	-	-	-	-	13674
	kg	474	379	716	618	746	671	765	721	595	517	-	-	-	-	6202
ACMR6190	lbs	892	913	1829	1467	2133	1899	1983	1779	1256	1304	-	-	-	-	15455
	kg	405	414	829	665	967	861	899	807	570	591	-	-	-	-	7008
ACMR6200	lbs	892	913	1832	1468	2171	1908	1987	1780	1256	1304	-	-	-	-	15511
	kg	405	414	831	666	985	865	901	807	570	591	-	-	-	-	7035
ACMR6215	lbs	764	819	1674	1315	1615	1436	1730	1568	1884	1738	1192	1199	-	-	16934
	kg	346	371	759	596	732	651	785	711	854	788	541	544	-	-	7678
ACMR6230	lbs	1149	912	1675	1576	1790	1577	1738	1417	1725	1592	1576	1486	-	-	18213
	kg	521	414	760	715	812	715	788	643	782	722	715	674	-	-	8261
ACMR6245	lbs	1132	980	1870	1729	1970	1798	1894	1584	1982	1764	1461	1587	-	-	19751
	kg	513	444	848	784	893	815	859	718	899	800	663	720	-	-	8956
ACMR6260	lbs	1132	980	1870	1729	1974	1798	1933	1592	1985	1765	1461	1587	-	-	19806
	kg	513	444	848	784	895	815	877	722	900	800	663	720	-	-	8981
ACMR6270	lbs	819	877	1756	1477	1825	1712	1757	1538	1872	1603	1852	1652	1370	1517	21627
	kg	371	398	796	670	828	776	797	698	849	727	840	749	621	688	9808
ACMR6280	lbs	819	877	1792	1485	1834	1714	1757	1538	1872	1603	1852	1652	1370	1517	21682
	kg	371	398	813	673	832	777	797	698	849	727	840	749	621	688	9833

Table 51

Sound Data - 50.Hz

MODELS	Sound power level in dB ref 10 ⁻¹² W								Overall
	Spectrum per octave band								
	63 Hz	125 Hz	250 Hz	500 Hz	1000 Hz	2000 Hz	4000 Hz	8000 Hz	
ACMR5008	66.2	64.4	57.7	77.6	80.4	79.6	71.6	63.0	84.4
ACMR5012	92.9	88.8	82.8	76.1	73.9	69.7	66.1	57.8	80.5
ACMR5016	92.9	88.8	82.9	76.6	74.2	76.8	68.2	53.9	82.3
ACMR5020	92.9	88.8	82.9	76.7	76.7	78.2	71.2	62.3	83.5
ACMR5024	94.7	90.6	84.6	78.0	75.8	72.1	68.7	60.7	82.4
ACMR5030	80.7	82.6	82.0	82.9	83.4	84.2	78.7	70.2	89.0
ACMR5040	81.9	83.8	83.0	84.0	84.7	84.1	79.7	71.7	89.6
ACMR5045	81.9	83.8	83.0	84.0	84.7	84.1	79.8	72.0	89.6
ACMR5050	81.9	83.8	83.3	84.3	85.1	84.8	80.1	71.7	90.1
ACMR5055	82.9	84.8	84.2	85.1	86.6	86.3	81.1	72.7	91.5
ACMR5060	83.7	85.6	85.0	85.8	87.8	87.4	82.0	73.5	92.5
ACMR5070	83.7	85.6	85.0	86.1	86.8	86.6	81.9	73.5	91.9
ACMR5075	83.7	85.6	85.0	86.0	87.4	87.2	82.0	73.6	92.3
ACMR5085	83.7	85.6	85.0	85.9	87.9	87.7	82.2	73.6	92.7
ACMR5090	83.7	85.6	85.0	85.8	88.3	88.1	82.3	73.7	93.0
ACMR5095	84.9	86.8	86.3	87.3	88.1	87.8	83.1	74.7	93.1
ACMR5110	84.9	86.8	86.3	87.2	88.9	88.7	83.4	74.9	93.7
ACMR5120	84.9	86.8	86.3	87.1	89.6	89.4	83.6	75.0	94.3
ACMR5130	86.7	88.6	88.0	89.0	89.9	89.9	85.0	76.7	95.0
ACMR5140	86.7	88.6	88.0	89.1	89.8	89.6	84.9	76.5	94.9
ACMR5155	86.7	88.6	88.1	89.0	90.4	90.2	85.1	76.6	95.3
ACMR5165	86.7	88.6	88.1	88.9	90.9	90.7	85.2	76.7	95.7
ACMR5180	86.7	88.6	88.1	88.9	91.3	91.1	85.3	76.7	96.0
ACMR5190	87.9	89.8	89.3	90.3	91.1	90.8	86.2	77.7	96.1
ACMR5205	87.9	89.8	89.3	90.3	91.5	91.3	86.3	77.8	96.5
ACMR5215	87.9	89.8	89.3	90.2	91.9	91.7	86.4	77.9	96.8
ACMR5230	87.9	89.8	89.3	90.2	92.3	92.1	86.5	77.9	97.0
ACMR5240	87.9	89.8	89.3	90.1	92.6	92.4	86.6	78.0	97.3

MODELS	Sound pressure level in dB ref 2x10 ⁻⁵ Pa @ 1meter in free field								Overall
	Spectrum per octave band								
	63 Hz	125 Hz	250 Hz	500 Hz	1000 Hz	2000 Hz	4000 Hz	8000 Hz	
ACMR5008	52.9	51.1	44.4	64.3	67.1	66.3	58.3	49.7	71.1
ACMR5012	78.6	74.5	68.5	61.8	59.6	55.4	51.8	43.5	66.2
ACMR5016	78.6	74.5	68.6	62.3	59.9	62.5	53.9	39.6	68.0
ACMR5020	78.6	74.5	68.6	62.4	62.4	63.9	56.9	48.0	69.2
ACMR5024	79.8	75.7	69.7	63.2	61.0	57.2	53.9	45.9	67.6
ACMR5030	65.4	67.3	66.7	67.7	68.2	69.0	63.4	55.0	73.7
ACMR5040	66.5	68.4	67.6	68.6	69.3	68.7	64.3	56.2	74.2
ACMR5045	66.3	68.2	67.4	68.4	69.0	68.5	64.2	56.3	74.0
ACMR5050	65.8	67.7	67.2	68.2	69.0	68.7	64.0	55.6	74.0
ACMR5055	66.3	68.2	67.6	68.5	70.0	69.7	64.6	56.1	74.9
ACMR5060	67.1	69.0	68.4	69.2	71.2	70.9	65.4	56.9	75.9
ACMR5070	66.9	68.8	68.3	69.3	70.1	69.8	65.2	56.7	75.1
ACMR5075	66.9	68.8	68.3	69.3	70.6	70.4	65.3	56.8	75.6
ACMR5085	66.9	68.8	68.3	69.2	71.1	70.9	65.5	56.9	75.9
ACMR5090	66.9	68.8	68.3	69.1	71.6	71.4	65.6	57.0	76.3
ACMR5095	67.7	69.6	69.1	70.1	70.9	70.6	65.9	57.5	75.9
ACMR5110	67.7	69.6	69.1	70.0	71.7	71.5	66.2	57.6	76.5
ACMR5120	67.7	69.6	69.1	69.9	72.4	72.2	66.4	57.8	77.1
ACMR5130	68.5	70.4	69.8	70.8	71.7	71.7	66.8	58.5	76.8
ACMR5140	68.5	70.4	69.9	70.9	71.6	71.4	66.7	58.3	76.7
ACMR5155	68.5	70.4	69.9	70.8	72.2	72.0	66.9	58.4	77.1
ACMR5165	68.5	70.4	69.9	70.7	72.7	72.5	67.0	58.5	77.5
ACMR5180	68.5	70.4	69.9	70.7	73.2	72.9	67.2	58.5	77.8
ACMR5190	68.9	70.8	70.3	71.3	72.1	71.8	67.2	58.7	77.1
ACMR5205	68.9	70.8	70.3	71.3	72.5	72.3	67.3	58.8	77.5
ACMR5215	68.9	70.8	70.3	71.2	72.9	72.7	67.4	58.9	77.8
ACMR5230	68.9	70.8	70.3	71.2	73.3	73.1	67.5	58.9	78.0
ACMR5240	68.9	70.8	70.3	71.1	73.6	73.4	67.6	59.0	78.3

Table 52

Sound Data - 60.Hz

MODELS	Sound power level in dB ref 10 ⁻¹² W								Overall
	Spectrum per octave band								
	63 Hz	125 Hz	250 Hz	500 Hz	1000 Hz	2000 Hz	4000 Hz	8000 Hz	
ACMR6010	68.2	66.8	60.4	79.8	82.4	81.7	73.9	65.2	86.5
ACMR6014	95.3	92.1	83.9	84.3	77.4	75.1	69.1	58.9	85.1
ACMR6018	95.3	92.1	83.4	83.2	78.1	79.1	73.5	59.8	85.8
ACMR6022	95.3	92.1	83.3	83.4	81.7	81.3	76.6	65.9	87.6
ACMR6028	83.6	85.3	86.0	87.9	86.7	86.9	81.9	75.2	92.3
ACMR6035	83.6	85.3	85.3	87.0	86.9	87.7	82.6	75.3	92.6
ACMR6045	84.8	86.5	86.3	88.0	87.9	88.3	83.3	76.5	93.4
ACMR6055	84.8	86.6	87.7	89.7	88.0	88.3	83.2	76.6	93.8
ACMR6060	86.6	88.3	88.2	90.0	90.1	91.1	85.4	78.2	95.8
ACMR6065	86.6	88.3	88.4	90.0	90.6	91.3	85.6	78.3	96.1
ACMR6075	86.6	88.3	88.6	90.0	91.1	91.6	85.7	78.3	96.3
ACMR6085	86.6	88.3	88.3	90.1	90.3	91.7	85.7	78.3	96.2
ACMR6095	87.3	89.0	89.1	90.7	91.3	92.3	86.4	79.0	96.9
ACMR6105	87.8	89.6	89.7	91.3	92.1	92.9	87.0	79.6	97.5
ACMR6110	88.3	90.1	90.3	91.7	92.8	93.4	87.5	80.1	98.1
ACMR6120	87.8	89.5	89.6	91.4	91.6	92.9	87.0	79.5	97.4
ACMR6130	88.8	90.5	90.7	92.3	93.0	93.8	87.9	80.5	98.5
ACMR6140	88.8	90.5	90.9	92.3	93.5	94.1	88.1	80.6	98.8
ACMR6160	89.6	91.3	91.3	93.1	93.5	94.5	88.9	81.5	99.2
ACMR6175	89.6	91.3	91.3	93.1	93.3	94.7	88.7	81.3	99.2
ACMR6190	90.3	92.0	92.1	93.7	94.3	95.3	89.4	82.0	99.9
ACMR6200	90.3	92.0	92.2	93.7	94.7	95.5	89.5	82.0	100.1
ACMR6215	90.8	92.6	92.9	94.3	95.5	96.0	90.1	82.6	100.7
ACMR6230	90.8	92.5	92.6	94.4	94.6	95.9	90.0	82.5	100.4
ACMR6245	91.4	93.1	93.2	94.8	95.3	96.4	90.5	83.1	101.0
ACMR6260	91.4	93.1	93.3	94.9	95.7	96.6	90.6	83.1	101.2
ACMR6270	91.8	93.5	93.8	95.3	96.3	97.0	91.0	83.6	101.6
ACMR6280	91.8	93.5	93.9	95.3	96.5	97.1	91.1	83.6	101.8

MODELS	Sound pressure level in dB ref 2x10 ⁻⁵ Pa @ 1meter in free field								Overall
	Spectrum per octave band								
	63 Hz	125 Hz	250 Hz	500 Hz	1000 Hz	2000 Hz	4000 Hz	8000 Hz	
ACMR6010	54.9	53.4	47.1	66.5	69.1	68.4	60.6	51.9	73.2
ACMR6014	81.7	78.5	70.4	70.7	63.8	61.5	55.5	45.3	71.5
ACMR6018	81.0	77.8	69.1	68.9	63.8	64.8	59.2	45.5	71.5
ACMR6022	81.0	77.8	69.0	69.1	63.7	60.0	62.3	51.6	73.2
ACMR6028	68.6	70.4	71.1	73.0	71.8	72.0	66.9	60.3	77.4
ACMR6035	68.3	70.1	70.1	71.7	71.6	72.4	67.3	60.0	77.3
ACMR6045	69.4	71.1	70.9	72.5	72.5	72.9	67.8	61.1	78.0
ACMR6055	69.2	70.9	72.0	74.1	74.7	72.7	67.6	60.9	78.1
ACMR6060	70.0	71.7	71.7	73.4	73.5	74.5	68.8	61.6	79.2
ACMR6065	70.0	71.7	71.8	73.4	74.0	74.8	69.0	61.7	79.5
ACMR6075	70.0	71.7	72.0	73.4	74.5	75.0	69.1	61.7	79.7
ACMR6085	69.8	71.5	71.6	73.4	73.6	74.9	69.0	61.5	79.4
ACMR6095	70.0	71.8	71.9	73.5	74.1	75.1	69.2	61.7	79.7
ACMR6105	70.6	72.3	72.5	74.0	74.9	75.7	69.7	62.3	80.3
ACMR6110	70.6	72.4	72.6	74.0	75.1	75.6	69.7	62.4	80.4
ACMR6120	70.6	72.3	72.3	74.2	74.4	75.7	69.8	62.3	80.2
ACMR6130	71.1	72.8	73.0	74.5	75.3	76.1	70.2	62.8	80.8
ACMR6140	71.1	72.8	73.1	74.5	75.8	76.4	70.4	62.9	81.1
ACMR6160	71.4	73.1	73.1	74.9	75.3	76.3	70.7	63.3	81.0
ACMR6175	71.4	73.1	73.1	74.9	75.1	76.5	70.6	63.1	81.0
ACMR6190	71.6	73.4	73.5	75.1	75.7	76.7	70.8	63.3	81.3
ACMR6200	71.6	73.4	73.6	75.1	76.1	76.9	70.9	63.4	81.5
ACMR6215	71.8	73.6	73.9	75.3	76.5	77.1	71.1	63.6	81.7
ACMR6230	71.8	73.5	73.6	75.4	75.6	76.9	71.0	63.5	81.4
ACMR6245	72.0	73.7	73.8	75.5	76.0	77.1	71.2	63.7	81.6
ACMR6260	72.0	73.7	73.9	75.5	76.3	77.2	71.2	63.8	81.8
ACMR6270	72.1	73.8	74.1	75.5	76.5	77.3	71.3	63.8	81.9
ACMR6280	72.1	73.8	74.2	75.5	76.8	77.4	71.4	63.9	82.1

Table 53

NOTE:

Octave band sound values are non A-Weighted.

Sound Pressure Level according to ISO 3744, full load operation at 95.00°F (35.00°C) ambient and 44.00°F (6.67°C) / 54.00°F (12.22°C) evaporator leaving and entering water temperatures.



Location And Space Requirements

To enhance system performance and operating economy, certain precautions should be followed before installation.

1. There should be no obstruction on the air discharge
2. Unit must not be installed in a pit or near a parapet wall that is taller than the unit height.
3. Orient the unit so that prevailing winds blow parallel to the unit length. If it is not practical to orient in this manner, a wind deflecting shield should be considered.
4. Provide adequate clearance on all sides of the unit for service accesses and avoid coil starvation.

Foundation

Provide a level and rigid concrete foundation or a steel platform that is strong enough to carry the operating weight of the unit. SKM Air Conditioning is not liable for any damages and problems in the equipment caused by erroneous design in the foundation.

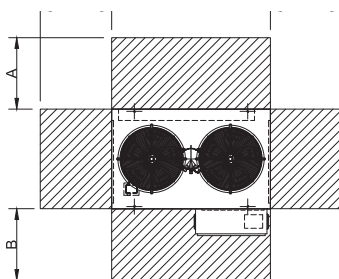
Recommended Clearances

It is a necessity that the units are installed with adequate free space around them to ensure proper circulation of air that is rejected by the condensers and to provide adequate space for unit access for servicing and maintenance. There is a possibility of recycling of air if the rejected air from condenser encounters any obstacles leading to an increase in the ambient air temperature surrounding the units.

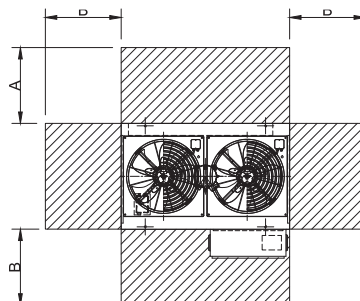
Air distribution across the entire heat exchange area will be impaired if the air outlet is obstructed. These conditions lead to a reduction in the heat exchange capacity of the coils causing an increase in discharge pressure of the compressors. This leads to a loss of capacity & increase in compressor power input.

ⓘ Units should not be completely shrouded with higher uninterrupted wind shield in order to prevent reversing of airflow. In case, such a configuration cannot be avoided, a properly designed exhaust duct or hood that does not influence any additional pressure on the fans and which is of the same height as surrounding shield to be installed. For installation involving more than 3 chillers, consult SKM for acceptable clearance.

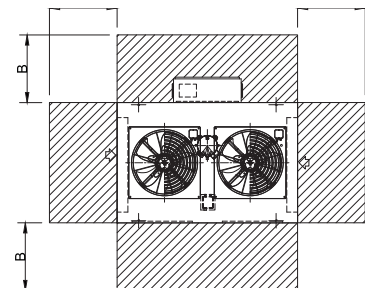
Single Unit Installation



ACMR5008
ACMR6010



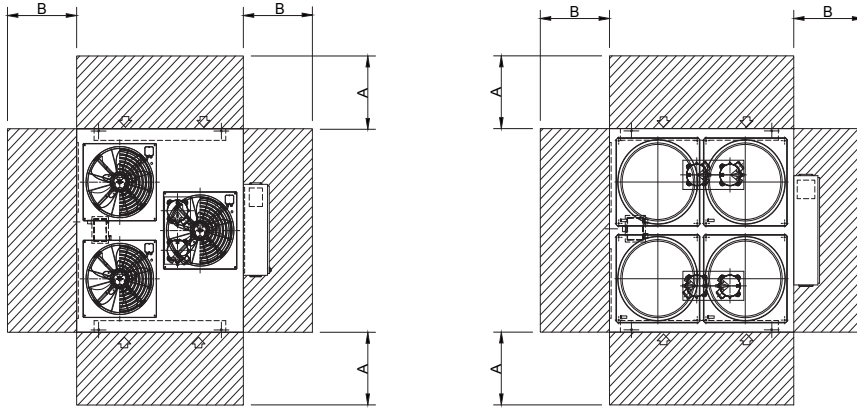
ACMR6014



ACMR5012,5016,5020
ACMR6018,6022

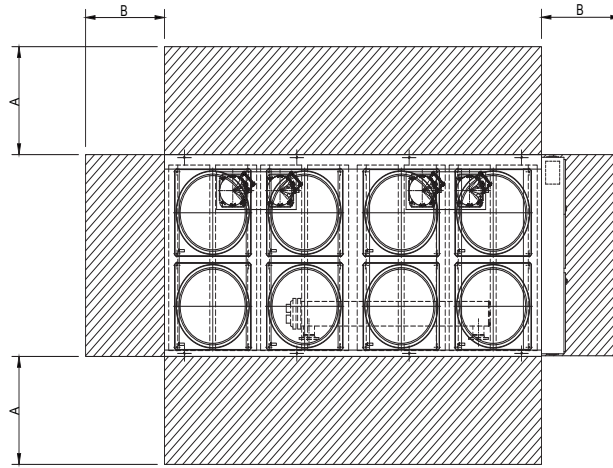
Recommended Clearances

Single Unit Installation



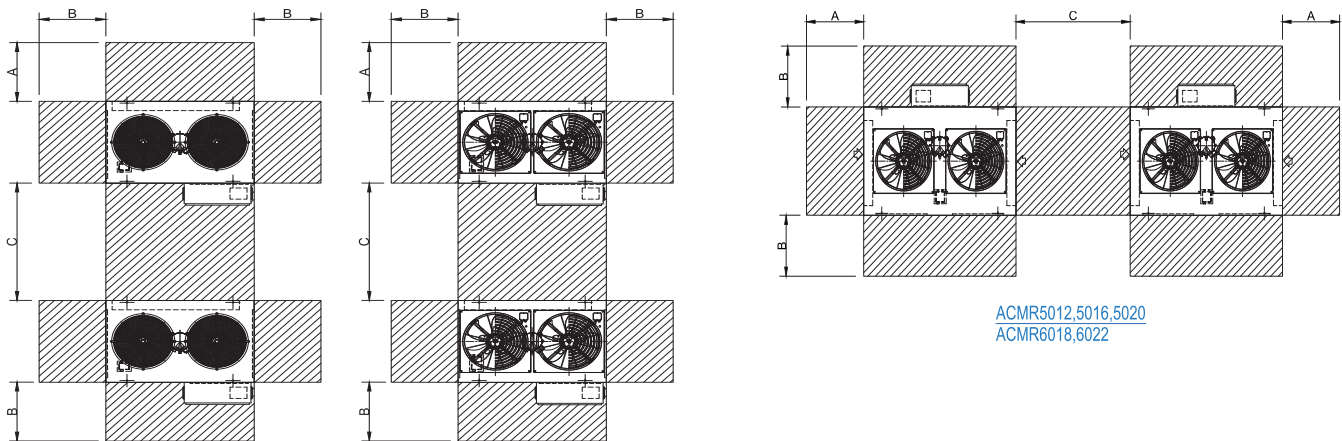
ACMR5024
ACMR6028

ACMR5040,5045
ACMR6045,6055



ACMR5050~5240
ACMR6060~6280

Multiple Unit Installation



ACMR5008
ACMR6010

ACMR6014

ACMR5012,5016,5020
ACMR6018,6022

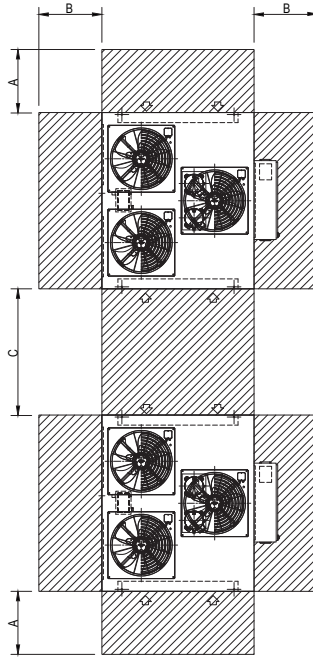


Recommended Clearances

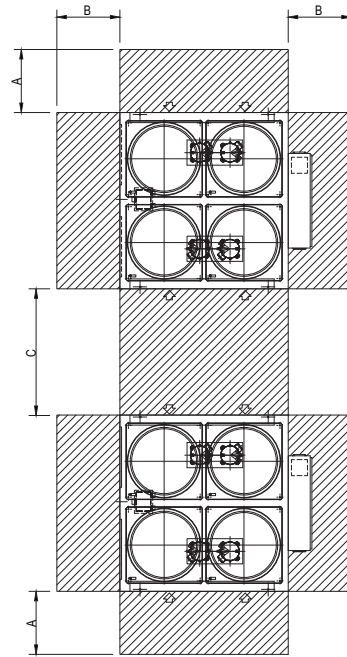
Multiple Unit Installation

Model		A	B	C
ACMR5008	ACMR6010	40	66	60
ACMR5012	ACMR6014			
ACMR5016	ACMR6018			
ACMR5020	ACMR6022	48	50	72
ACMR5024	ACMR6028			
ACMR5030	ACMR6035			
ACMR5040	ACMR6045	64	78	96
ACMR5045	ACMR6055			
ACMR5050	ACMR6060			
ACMR5055	ACMR6065	84	60	90
ACMR5060	ACMR6075			
ACMR5070	ACMR6085			
ACMR5075	ACMR6095			
ACMR5085	ACMR6105			
ACMR5090	ACMR6110			
ACMR5095	ACMR6120			
ACMR5110	ACMR6130			
ACMR5120	ACMR6140			
ACMR5130	ACMR6160			
ACMR5140	ACMR6175	90		
ACMR5155	ACMR6190			
ACMR5165	ACMR6200			
ACMR5180	ACMR6215			
ACMR5190	ACMR6230			
ACMR5205	ACMR6245			
ACMR5215	ACMR6260			
ACMR5230	ACMR6270			
ACMR5240	ACMR6280			

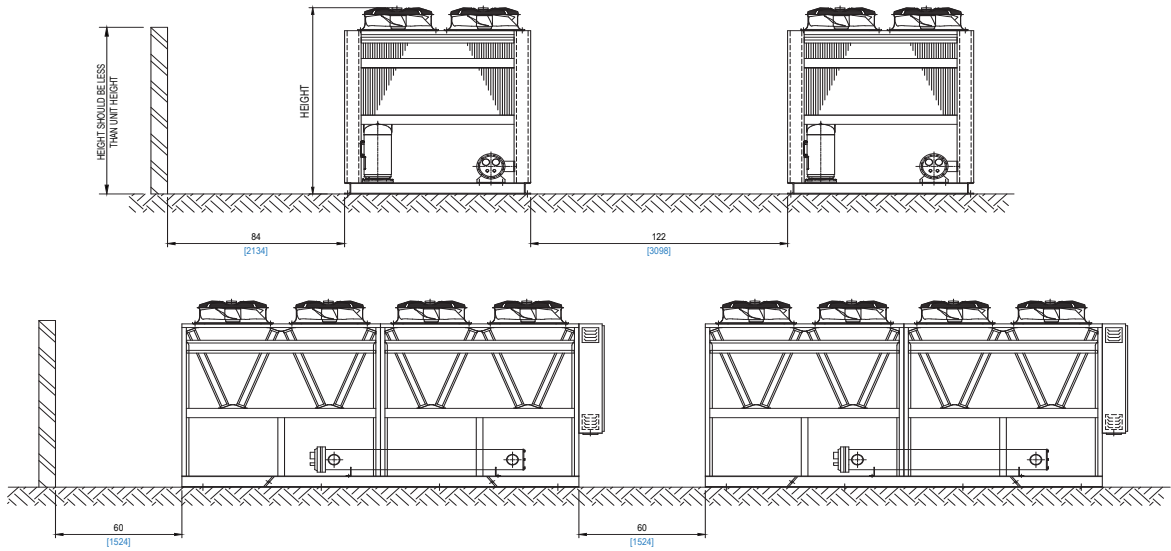
Table 56



ACMR5024
ACMR6028



ACMR5040, 5045
ACMR6045, 6055



ACMR5050-5240
ACMR6060-6280

Water Piping Practices

SKM suggests abiding by the local authorities' chilled water piping recommendations and practices as they can provide the installer the building and safety codes required for the installation.

Water piping should be designed to have a minimum number of bends and horizontal piping levels. Below are the following components it should have.

1. Temperature and pressure gauges in entering and leaving chiller water piping for unit servicing and commissioning. Pressure gauges must be installed on the same level.
2. Vibration eliminators in entering and leaving chilled water piping to lessen the sound and vibration transmitted to the building.
3. Pipe strainer in the evaporator entering piping to protect the evaporator from water debris and maintain chiller efficiency. For BPHE, it is a must to have a strainer with a size of 16-20 mesh (number of openings per inch).
4. Water flow switch in the leaving chilled water piping, wired to the terminals provided in the control panel, to make sure that it has sufficient flow of water in the evaporator. This will prevent the evaporator from freezing up when the water flow is interrupted and avoid compressor slugging on start-up.
5. To isolate the unit from the piping system when servicing or during maintenance, install a shut off valve on the entering and leaving chilled water piping.
6. Expansion Tank provides additional space in the chilled water piping system as temperature rises and furthermore it maintains a positive pressure within the working limitations of the system.

7. Air vents at high points in the chilled water system to bleed air from the system.
8. Vapor barrier on the outside of the insulation to avoid condensation in the cold surface of the pipe that may cause damage on the building structure. A thorough leak test should be made before insulating the pipe.

Flush all chilled water piping before making the final connection to the unit. SKM recommends hiring services of water treatment specialist to determine the type of necessary treatment. Improper or untreated chilled water leads to scaling, erosion or algae that can cause inefficient operations and evaporator damage. SKM will not be liable for damages caused by improper or untreated chilled water.

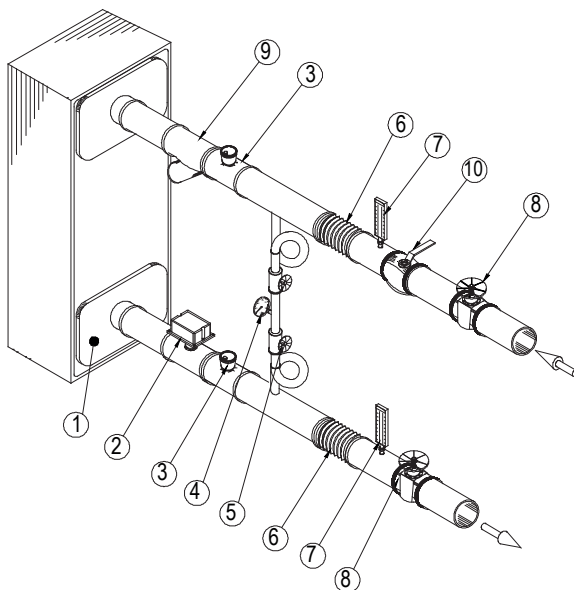
Run the pumps 2 to 3 minutes before starting the chiller to ensure no freezing occurs that may damage the evaporator.

Unit Sizing

It is strongly recommended to size the chiller for the present load. For future expansion, it is recommended to install another chiller to meet the additional load demand.

Over sizing of chillers by more than 10% at design conditions must be avoided. Over sizing causes energy inefficiency (more power consumption), erratic system operation and shortened compressor life due to excessive cycling of compressors.

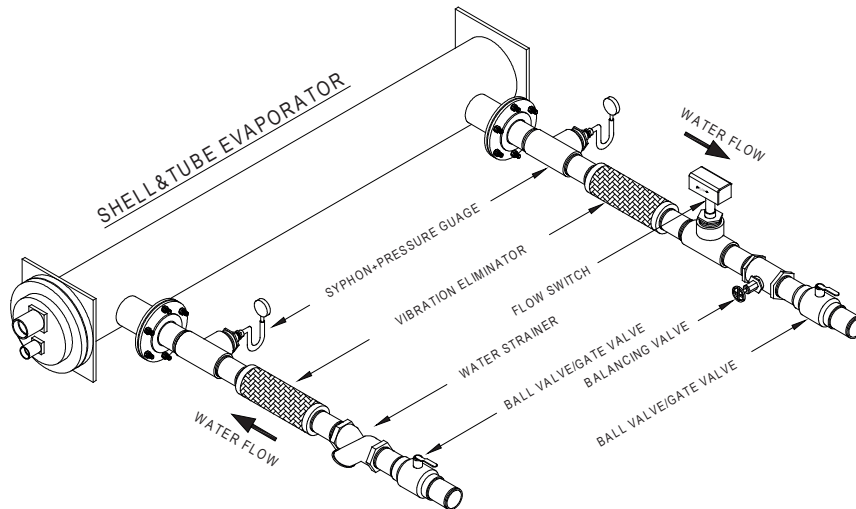
TYPICAL PIPING FOR BPHE EVAPORATOR



1. HEAT EXCHANGER
2. WATER FLOW SWITCH
3. VENT
4. PRESSURE GAGE
5. SHUT OFF VALVES
6. VIBRATION ELIMINATOR
7. THERMOMETERS
8. GATE VALVE
9. STRAINER
10. BALANCING VALVE

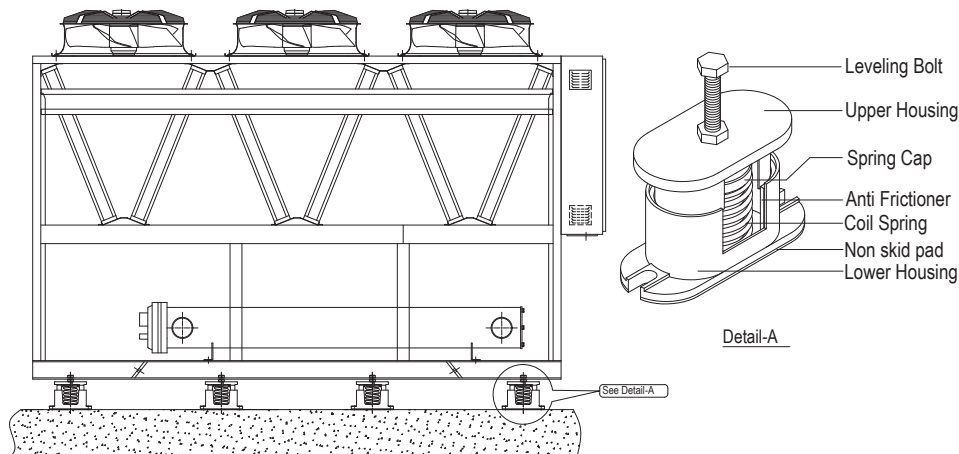


TYPICAL PIPING FOR SHELL & TUBE EVAPORATOR



Vibration Isolation

It is recommended to install under the base of the unit a vibration isolation of rubber-in-shear or spring type for further reduction of sound and vibration transmission to building structures. Vibration isolators must be correctly designed for each mounting loads of the unit. Refer to unit certified drawing for operating weight at each mounting points.



Note : SKM can supply CAVM Spring type Anti-vibration mounts (optional). The CAVM has a deflection of 25mm and each rated load can be distinguished easily as it is represented by different colours.

Water Loop Volume

In chilled water system, presence of sufficient volume of water in the piping system is crucial to achieve proper operation, unfortunately, some systems will run with less water volume than needed, this will result in inconsistency system operation, and uncontrolled compressor cycling, this condition is called "short water loop".

If a building for example didn't provide enough water volume to achieve stable controls, a storage tank should be installed to increase the water volume.

In a standard air conditioning application, the tank should be sized to attain at least 2 minute water loop at nominal condition (ambient air temperature of 95.0°F and evaporator water entering/leaving temperature of 54.00°F/44.00°F) and 2.5-4 minute water loop for process cooling system.

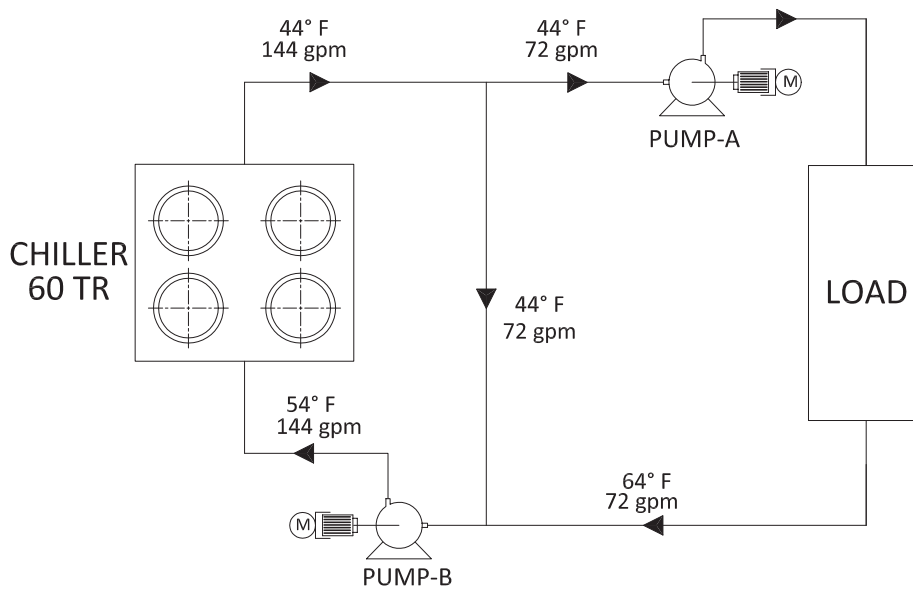
Having enough water loop time, hence enough water volume in the evaporator loop will prevent irregular compressor cycling, which means smoother operation.

Evaporator Water Flow Rate and Temperature Range

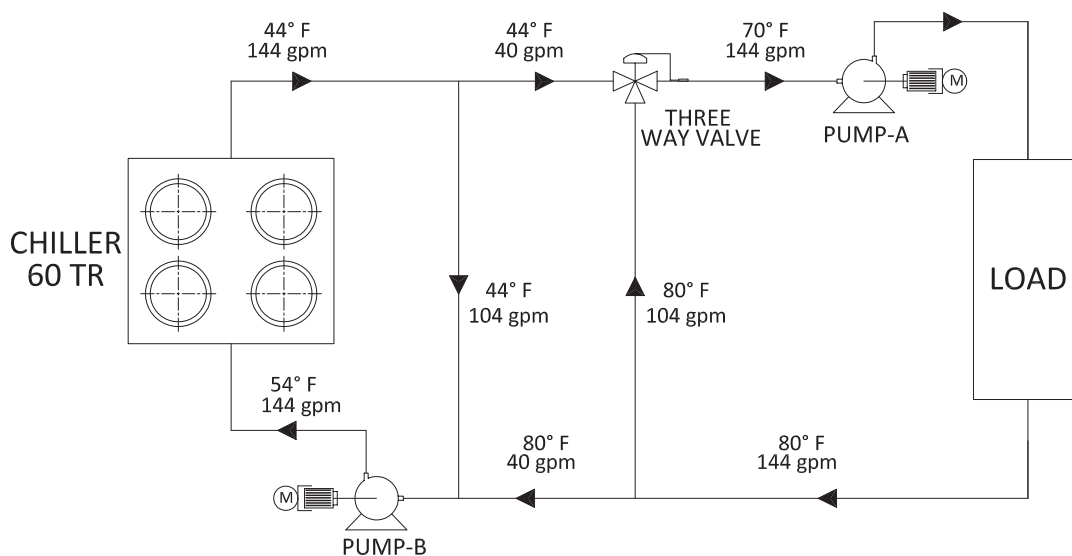
ACMR Series can operate at wide evaporator temperature range, 6.00°F (3.33°C) - 16.20°F (9.00°C), within the water flow rate limits, and is flexible enough to permit leaving water temperatures ranging from 40.00°F (4.44°C) - 50.0°F (10.00°C). The minimum and maximum water flow rates of each evaporator are shown in the Evaporator Water Pressure Drop table.

Although in a lot of process cooling applications, it could be found that the flow rates or leaving temperatures are outside the specified limits, however this can be solve by making changes in the chilled water piping arrangement.

EVAPORATOR WATER FLOW RATE OUTSIDE OF SPECIFIED LIMITS



EVAPORATOR WATER TEMPERATURE OUTSIDE OF SPECIFIED LIMITS





GUIDE SPECIFICATIONS

GENERAL

The contractor shall supply and install factory assembled air cooled package chillers, the number and capacity of which shall be as indicated in the capacity schedule shown on the drawings.

Each machine shall consist of at least one refrigerating circuit comprising of hermetic scroll compressor(s), air cooled condenser, evaporator, interconnecting refrigerant piping, controls, safety devices and accessories.

The machine shall be factory assembled, leak tested, evacuated and completely charged with refrigerant R410A. All factory wiring and piping shall be contained within the machine enclosure. All electrical components shall be protected from weather.

Air cooled chiller shall be rated in accordance with AHRI 550/590. Each machine shall be capable of operating satisfactorily in a wide range of ambient air temperatures ranging from 32°F (0°C) to 125°F (52°C). For models ACMR5008~5020 & ACMR6010~6022 recommended to use LAO option.

Unless indicated otherwise on electrical wiring diagram, each unit shall be factory equipped to connect to only one electrical power feeder with the necessary circuit breakers,

Each unit shall be mounted on anti vibration isolators flexible enough to dampen any vibrations.

Unit shall be manufactured in an ISO 9001:2015, ISO 14001:2015 and OHSAS 18001:2007 accredited facility

COMPRESSOR

Compressor shall be suction gas cooled and hermetically sealed scroll type complete with crankcase heater, discharge temperature protection and motor protection

CONDENSER COIL

Condenser coils shall be manufacture from seamless Hi-X copper tubes mechanically bonded to aluminum fins to ensure optimum heat transfer. All condenser coils shall be leak and pressure tested at 715 psig (4930 kPa) and maximum allowable working pressure shall be 650 psig (4482 kPa).

CONDENSER FAN

The condenser fans shall be propeller type, aluminum alloy blades, directly driven by Totally Enclosed Air Over (TEAO) and class "F" insulation motor. Complete fan assembly shall be provided with fan guard.

EVAPORATOR

Units with smaller capacity (5008/6010 to 5045/6055), evaporator shall be direct expansion Brazed Plate Heat Exchanger (BPHE). Channel plates, refrigerant and water connections shall be constructed from stainless steel with pure copper brazing material. Maximum working pressure of water side shall be 421 psig (2900 kPa) and for refrigerant side shall be 493 psig (3400 kPa).

Larger capacity evaporators shall be direct expansion shell and tube. Header, tubesheet, shell, refrigerant and water connections shall be made of carbon steel. Maximum working pressure of water side shall be 145 psig (1000kPa) and for refrigerant side shall be 421 psig (2900kPa).

All Evaporators shall be insulated with 3/4 inch (19mm) thick flexible closed cell insulation, K factor 0.28 Btu. In/ft².h.°F (0.04W/m.°K).

CASING / STRUCTURE FRAME

The unit casing shall be made of zinc coated galvanized steel sheets conforming to JIS-G 3302 and ASTM A653 which shall be phosphatized and baked after an electrostatic powder coat of approximately 60 microns. This finish and coating shall pass a 1000 hour in 5% salt spray testing at 95°F (35°C) and 95% RH as per ASTM B117.

Units shall be assembled on rigid structural steel skid channels painted with one coat galvanized primer and one coat black enamel.

REFRIGERANT PIPING

The refrigeration circuit piping shall be fabricated from ACR grade copper piping. Each refrigeration circuit shall includes filter drier, liquid line solenoid valve, thermostatic expansion valve, sight glass and shut off vale. Suction line shall be insulated with ½ inch (13mm) wall thickness closed cell pipe insulation.

GUIDE SPECIFICATIONS

CONTROL PANEL & CONTROLS

Control panel enclosure shall be fabricated out of heavy gauge steel in phosphatized, powder coated baked finish. The enclosure shall be conformed to IP54 as per guidelines in IEC 529. A hinged access door and key fastener shall be provided for easy access and security.

The control panel shall be ventilated using louvers and filters. The panel shall be factory wired in accordance with NEC 430 & 440, labeled, tagged and have 1 phase, 220V / 230V / 240 V for controls.

Control Panel should include the following components as minimum :

- Individual compressor and condenser fan motor contactors.
- Circuit breakers for compressors and condenser fan motors.
- Evaporator freeze protection thermostat.
- Control ON/OFF toggle switch.
- MCB for control circuit.
- Power and control circuit terminal blocks.

A Microprocessor must be provided to control the chiller as a standard. The controller shall provide the flexibility with set points and control options that can be selected prior to the commissioning. The microprocessor shall provide a complete operational control for the chiller and shall have built-in auto diagnostic capability that can signal off normal operation or alarm conditions as well as shutting down the chiller.

The main features of the Controller shall be as follows :

- A LCD display with backlit that can be seen in bright or dim lighting.
- A user friendly generic keypad.
- Battery backed up built-in real time clock to program two start/stop daily and provide the information of running hours of the compressors.
- A multiple level passwords for security.
- Automatic lead/lag changeover of the compressors.
- Capacity control based on leaving chilled water temperature.

Easy Accessible Measurements shall include the following :

- Current Capacity Status.
- Each Circuit Status.
- Leaving and Entering chilled water temperature.
- Evaporator and Condenser pressure of each refrigerant circuit.
- Number of Compressor Starts.

- Lockout and alarm status with time stamped.
- Water flow switch status.
- Condenser Fan ON/OFF status.

The following system protection controls shall automatically act to ensure system reliability and protection of the unit thru the microprocessor:

- Low suction pressure protection.
- High discharge pressure protection.
- High motor temperature.
- Freeze protection.
- Power loss.
- Chilled water flow loss.
- Sensor errors.
- Anti-recycle.
- Time delay between stages.
- Four levels of password to restrict the intentional mishandling.

Volt free contacts for run status, common fault status, auto mode status and provision for remote on/off shall be available as option.

In addition, the unit microprocessor shall be able to support the major BMS protocols such as BACnet, Modbus & LON as option.

CONTACT US

HEAD OFFICE

P.O Box: 6004, Sharjah,
United Arab Emirates



Tel: +971 6 514 3333

Fax: +971 6 514 3300



Email: sales@skmaircon.com

Email: info@skmaircon.com



Spare Parts Division


spareparts.skm@skmaircon.com



Service Center

aftersales@skmaircon.com



 For more details on SKM Sales & Distribution Network, please visit:
www.skmaircon.com

